

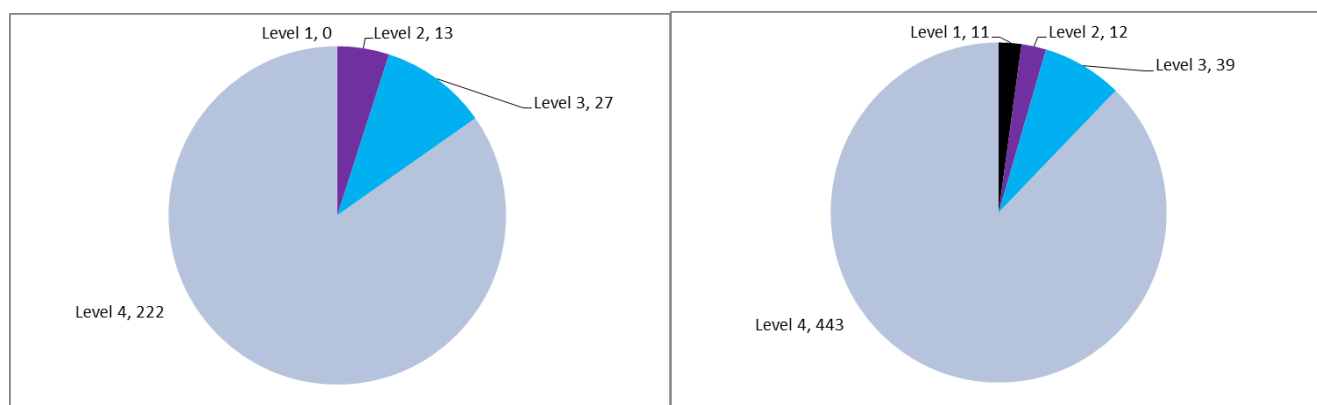
Oakland Police Department

Use of Force Report – July 2016

2016	Jan	Feb	Mar	Apr	May	Jun	Jul	Aug	Sep	Oct	Nov	Dec	Total
Level 1 Incidents	0	0	0	0	0	0	0	-	-	-	-	-	0
Level 2 Incidents	2	2	0	1	3	2	3	-	-	-	-	-	13
Level 3 Incidents	2	5	3	4	4	8	1	-	-	-	-	-	27
Level 4 Incidents	34	32	36	27	27	28	38	-	-	-	-	-	222
TOTAL	38	39	39	32	34	38	42	-	-	-	-	-	262

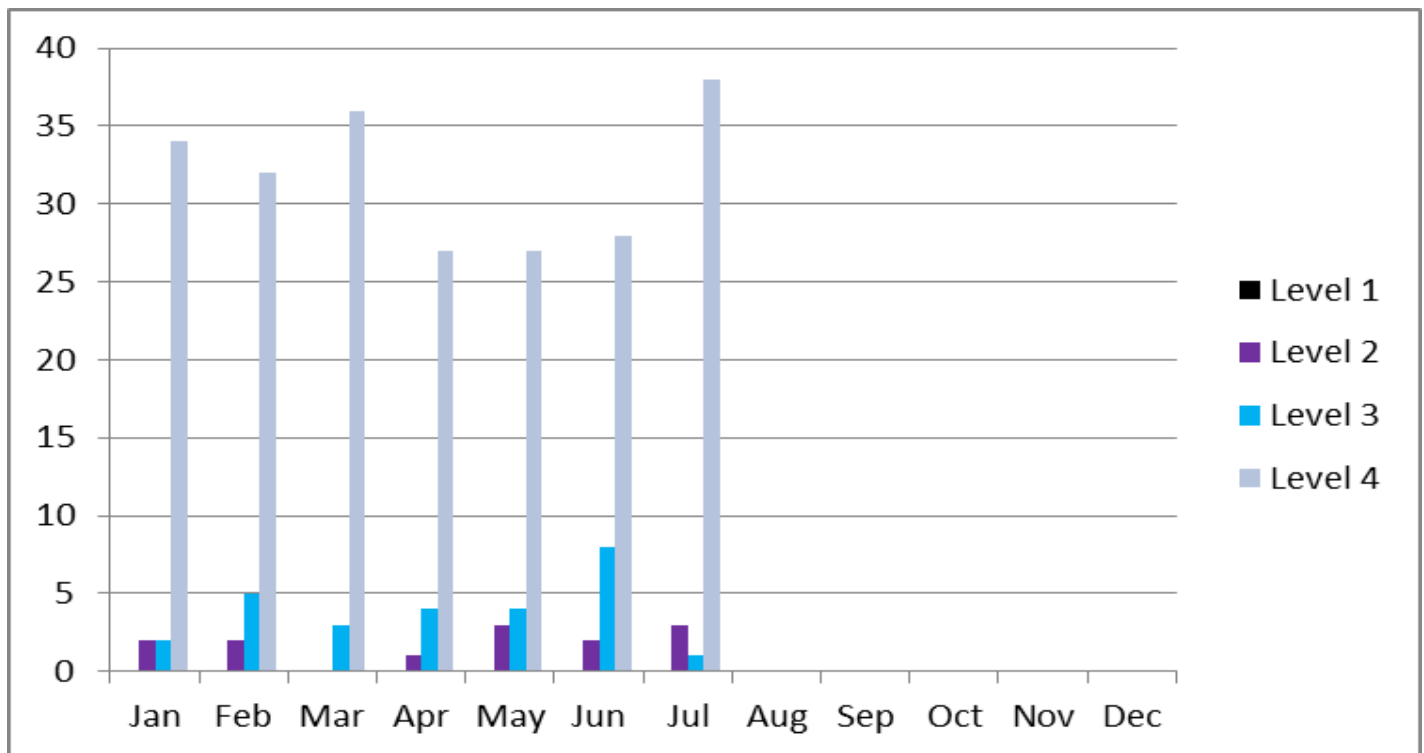
2015	Jan	Feb	Mar	Apr	May	Jun	Jul	Aug	Sep	Oct	Nov	Dec	Total
Level 1 Incidents	0	2	0	0	0	1	2	3	0	0	2	1	11
Level 2 Incidents	2	0	2	0	1	1	1	1	1	2	0	1	12
Level 3 Incidents	3	3	6	2	6	3	6	2	0	1	3	4	39
Level 4 Incidents	40	41	48	39	42	40	36	33	38	28	32	26	443
TOTAL	45	46	56	41	49	45	45	39	39	31	37	32	505

Year to Date 2016 Compared to Total 2015

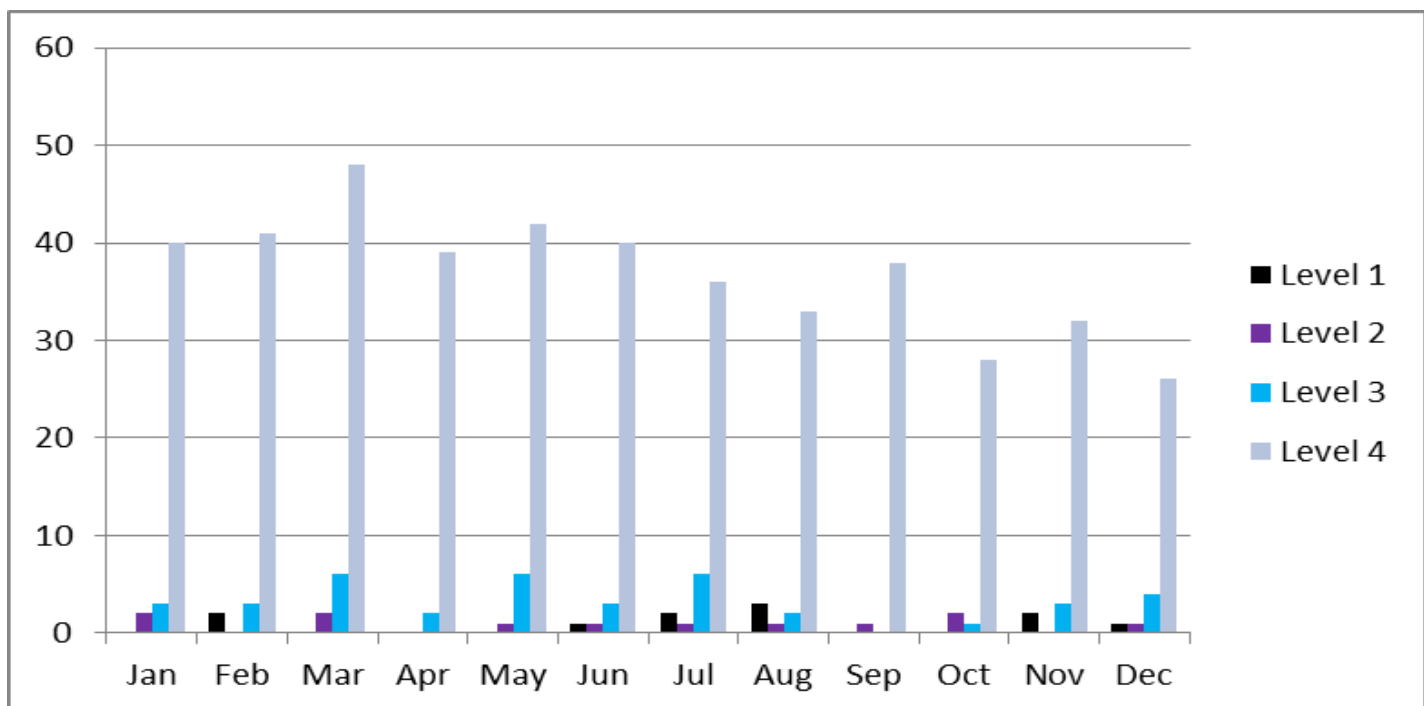


There was a 36 % increase in Level 4 incidents in June 2016 (38) from May 2016 (28).

Year to Date 2016 (262 Use of Force Incidents)

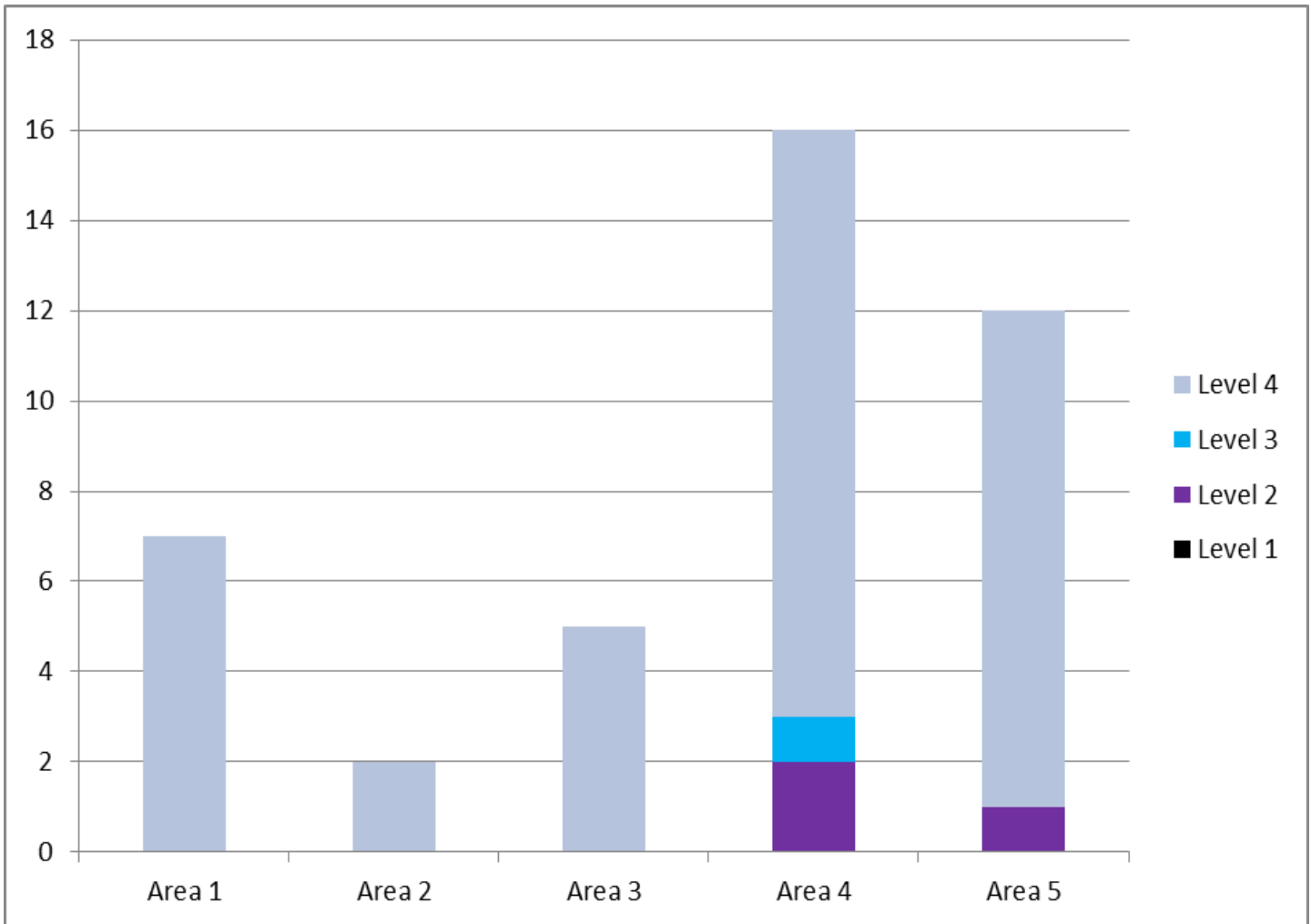


Total 2015 (505 Use of Force Incidents)



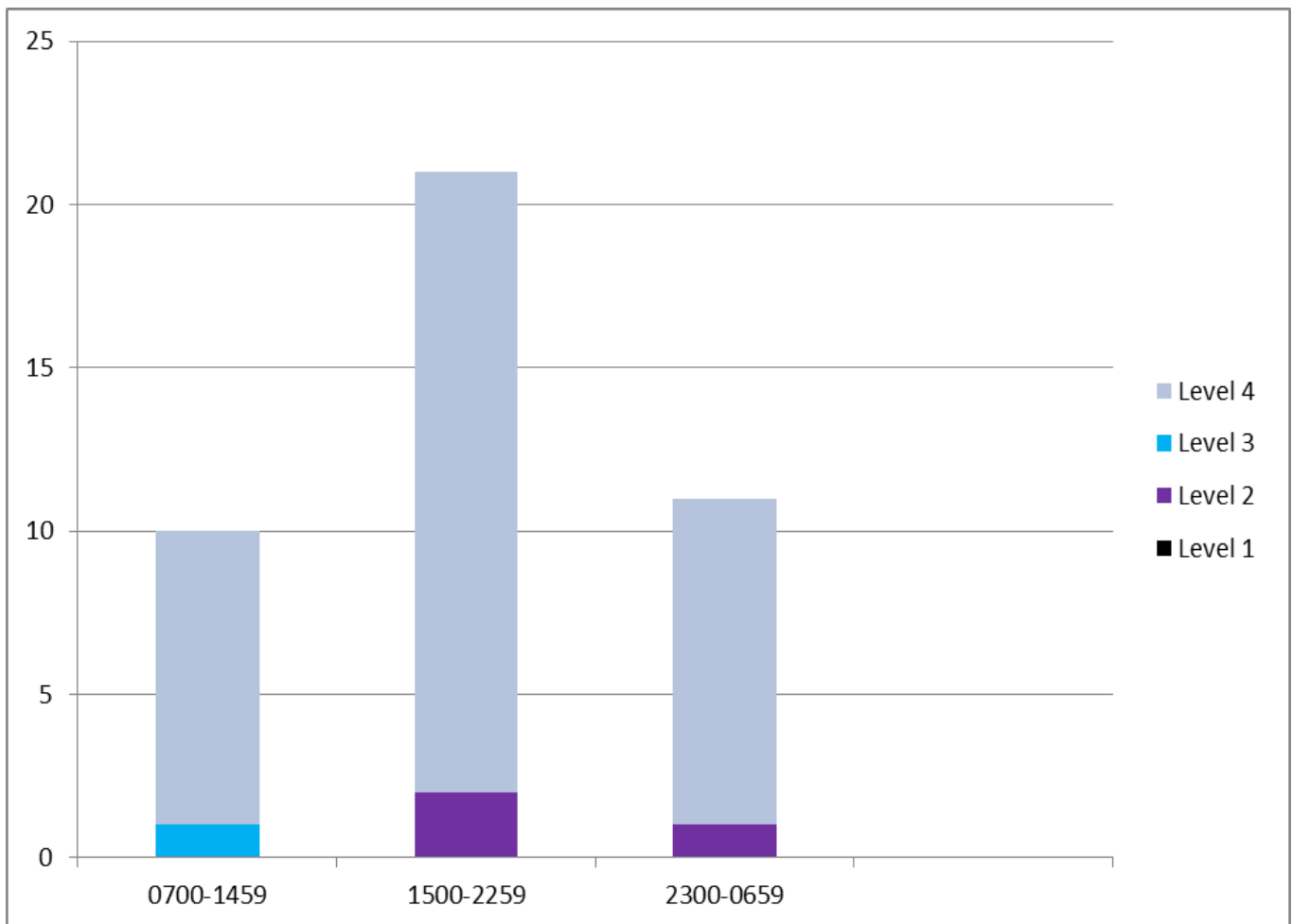
Use of Force Incidents by Patrol Area

July 2016	Level 1 Incidents	Level 2 Incidents	Level 3 Incidents	Level 4 Incidents	Total
Area 1	0	0	0	7	7
Area 2	0	0	0	2	2
Area 3	0	0	0	5	5
Area 4	0	2	1	13	16
Area 5	0	1	0	11	12



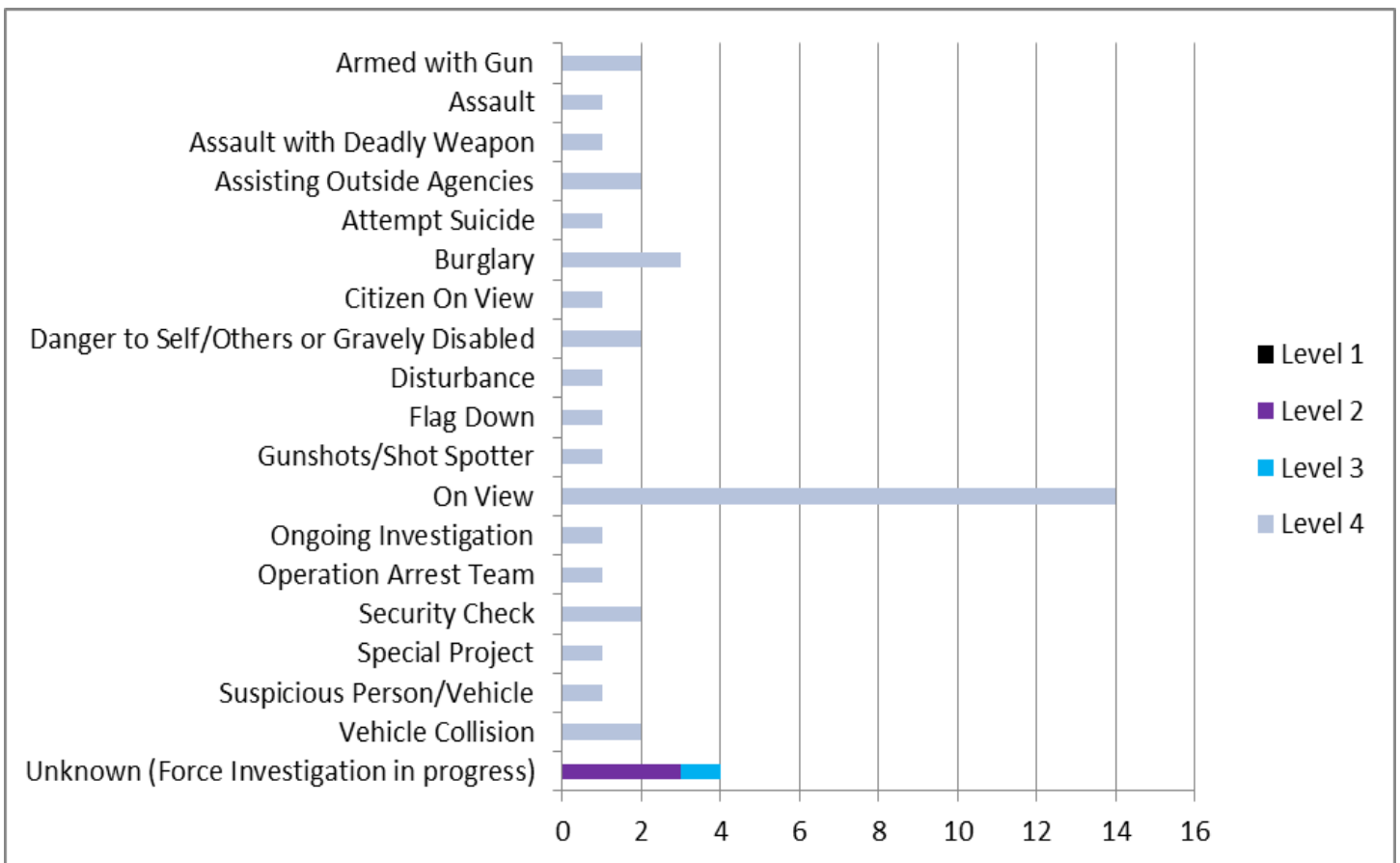
Use of Force Incidents by Time of Day

July 2016	Level 1 Incidents	Level 2 Incidents	Level 3 Incidents	Level 4 Incidents	Total
Dayshift 7:00 am to 2:59 pm	0	0	1	9	10
Swingshift 3:00 pm to 10:59 pm	0	2	0	19	21
Graveyard 11:00 pm to 6:59 am	0	1	0	10	11



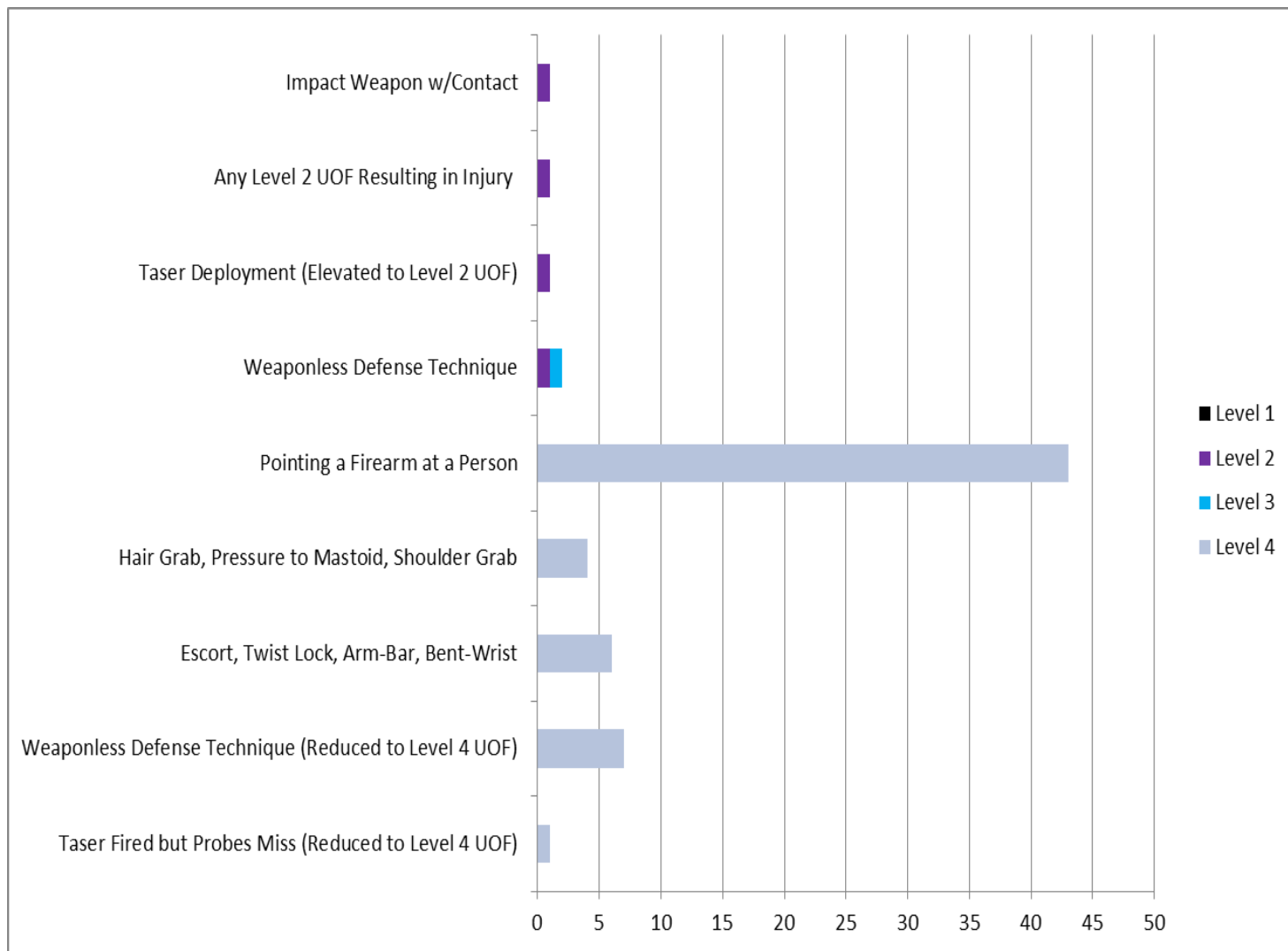
Use of Force Incidents by Type of Call

July 2016	Level 1 Incidents	Level 2 Incidents	Level 3 Incidents	Level 4 Incidents	Total
Armed with Gun	0	0	0	2	2
Assault	0	0	0	1	1
Assault with Deadly Weapon	0	0	0	1	1
Assisting Outside Agencies	0	0	0	2	2
Attempt Suicide	0	0	0	1	1
Burglary	0	0	0	3	3
Citizen On View	0	0	0	1	1
Danger to Self/Others or Gravely Disabled	0	0	0	2	2
Disturbance	0	0	0	1	1
Flag Down	0	0	0	1	1
Gunshots/Shot Spotter	0	0	0	1	1
On View	0	0	0	14	14
Ongoing Investigation	0	0	0	1	1
Operation Arrest Team	0	0	0	1	1
Security Check	0	0	0	2	2
Special Project	0	0	0	1	1
Suspicious Person/Vehicle	0	0	0	1	1
Vehicle Collision	0	0	0	2	2
Unknown (Force Investigation in progress)	0	3	1	0	4



Uses of Force by Type of Force Used

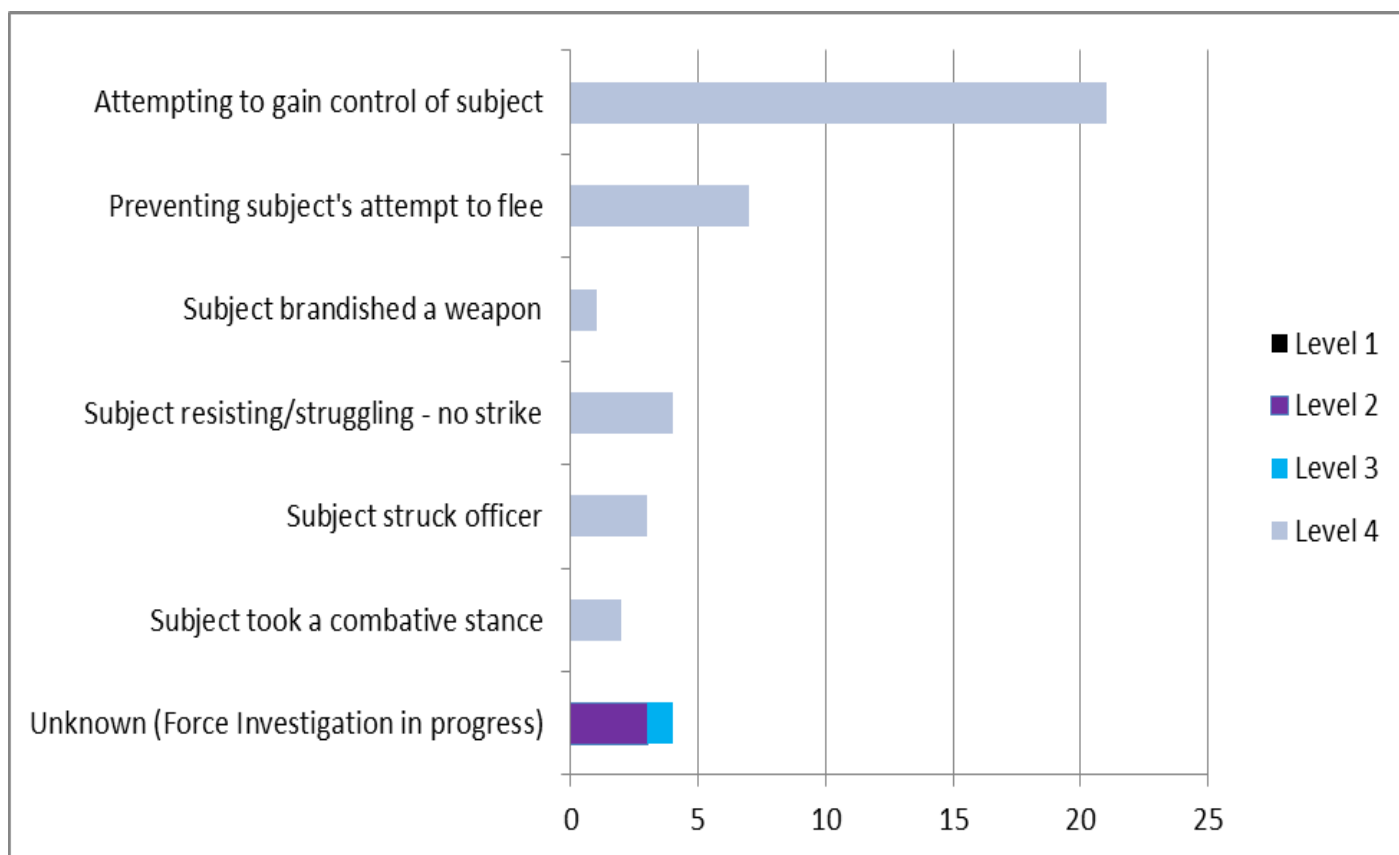
July 2016	Level 1 Incidents	Level 2 Incidents	Level 3 Incidents	Level 4 Incidents	Total
Impact Weapon w/Contact	0	1	0	0	1
Any Level 2 UOF Resulting in Injury	0	1	0	0	1
Taser Deployment (<i>Elevated to Level 2 UOF</i>)	0	1	0	0	1
Weaponless Defense Technique	0	1	1	0	2
Pointing a Firearm at a Person	0	0	0	43	43
Hair Grab, Pressure to Mastoid, Shoulder Grab	0	0	0	4	4
Escort, Twist Lock, Arm-Bar, Bent-Wrist	0	0	0	6	6
Weaponless Defense Technique (<i>Reduced to Level 4 UOF</i>)	0	0	0	7	7
Taser Fired but Probes Miss (<i>Reduced to Level 4 UOF</i>)	0	0	0	1	1



There may be multiple force applications used in a single UOF incident. For this period, there were 66 individual uses of force in 42 reported UOF incidents.

Uses of Force Incidents by Reason

July 2016	Level 1 Incidents	Level 2 Incidents	Level 3 Incidents	Level 4 Incidents	Total
Attempting to gain control of subject	0	0	0	21	21
Preventing subject's attempt to flee	0	0	0	7	7
Subject brandished a weapon	0	0	0	1	1
Subject resisting/struggling - no strike	0	0	0	4	4
Subject struck officer	0	0	0	3	3
Subject took a combative stance	0	0	0	2	2
Unknown (Force Investigation in progress)	0	3	1	0	4



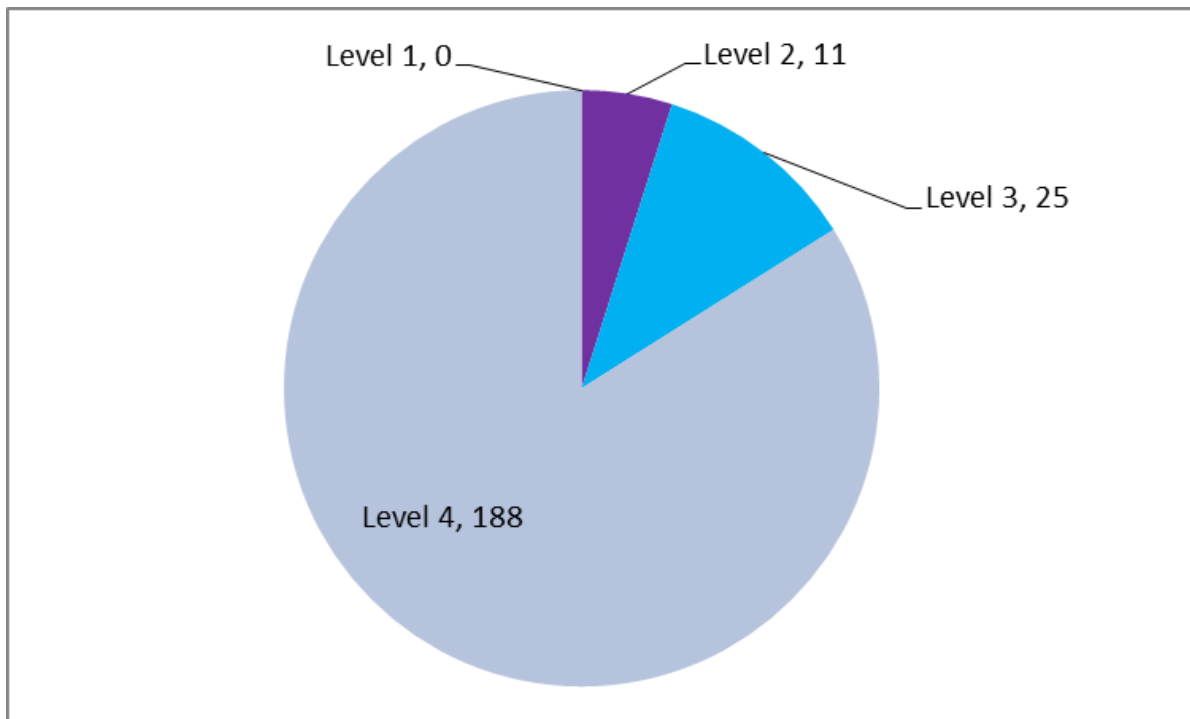
Injuries Resulting from Force Used

Incident Date	UOF Incident Number	Incident Level	Force Type	Injured Parties
July 2016: NONE				

Six-Month Comparative Information

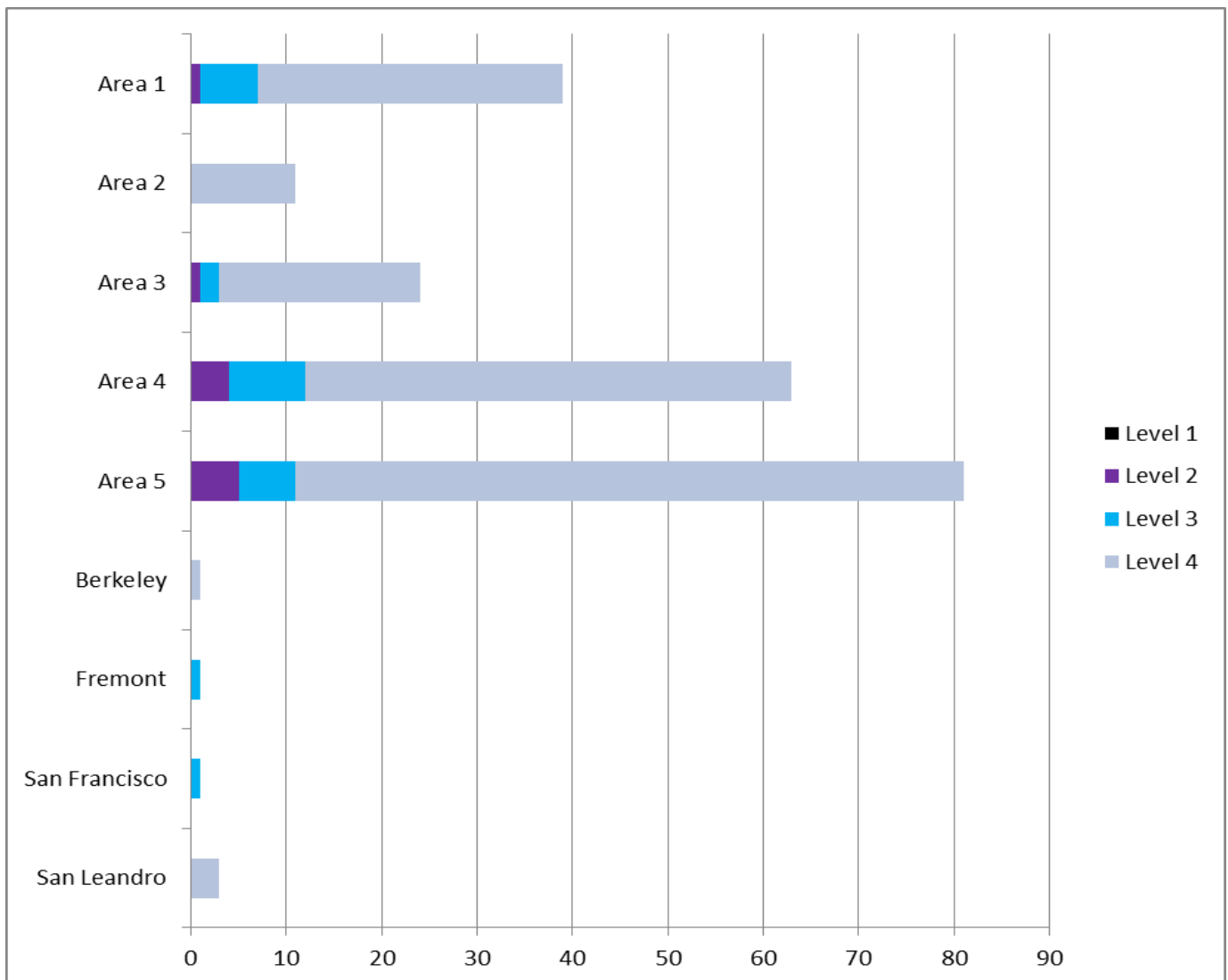
Uses of Force Incident Total (February - July 2016)

Total	224
Level 1 Incidents	0
Level 2 Incidents	11
Level 3 Incidents	25
Level 4 Incidents	188



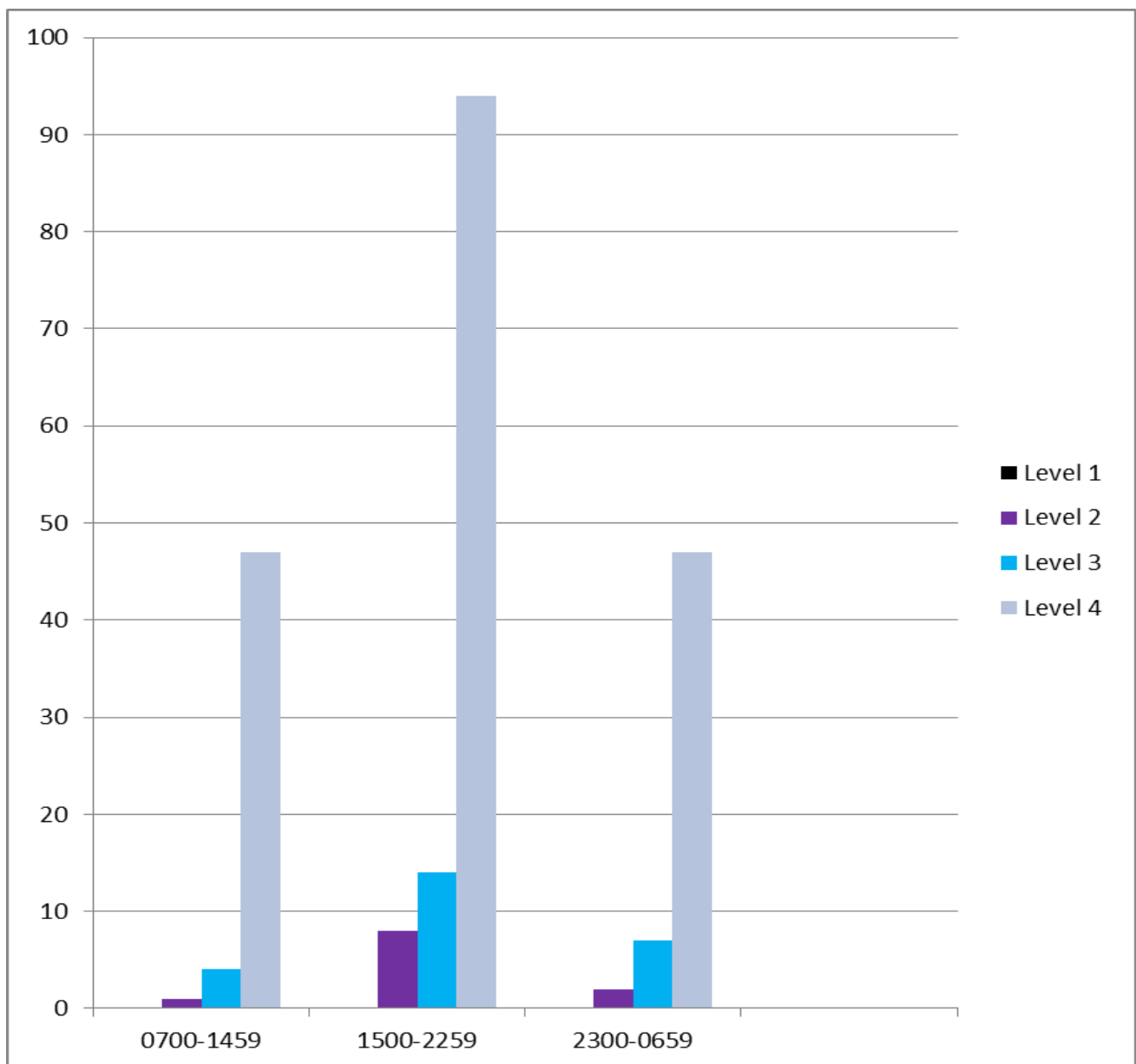
Uses of Force Incidents by Patrol Area (February - July 2016)

Feb-Jul	Level 1 Incidents	Level 2 Incidents	Level 3 Incidents	Level 4 Incidents	Total	
Area 1	0	1	6	32	39	
Area 2	0	0	0	11	11	
Area 3	0	1	2	21	24	
Area 4	0	4	8	51	63	
Area 5	0	5	6	70	81	
Berkeley	0	0	0	1	1	2/10 Assault w/Vehicle
Fremont	0	0	1	0	1	6/2 Assisting Fremont PD, apprehension of a shooting suspect
San Francisco	0	0	1	0	1	6/2 Operation arrest team, search warrant
San Leandro	0	0	0	3	3	4/18 Prisoner Pickup, 5/16 String of Robberies, 6/25 Apprehension of a carjacking suspect



Use of Force Incidents by Time of Day
(February - July 2016)

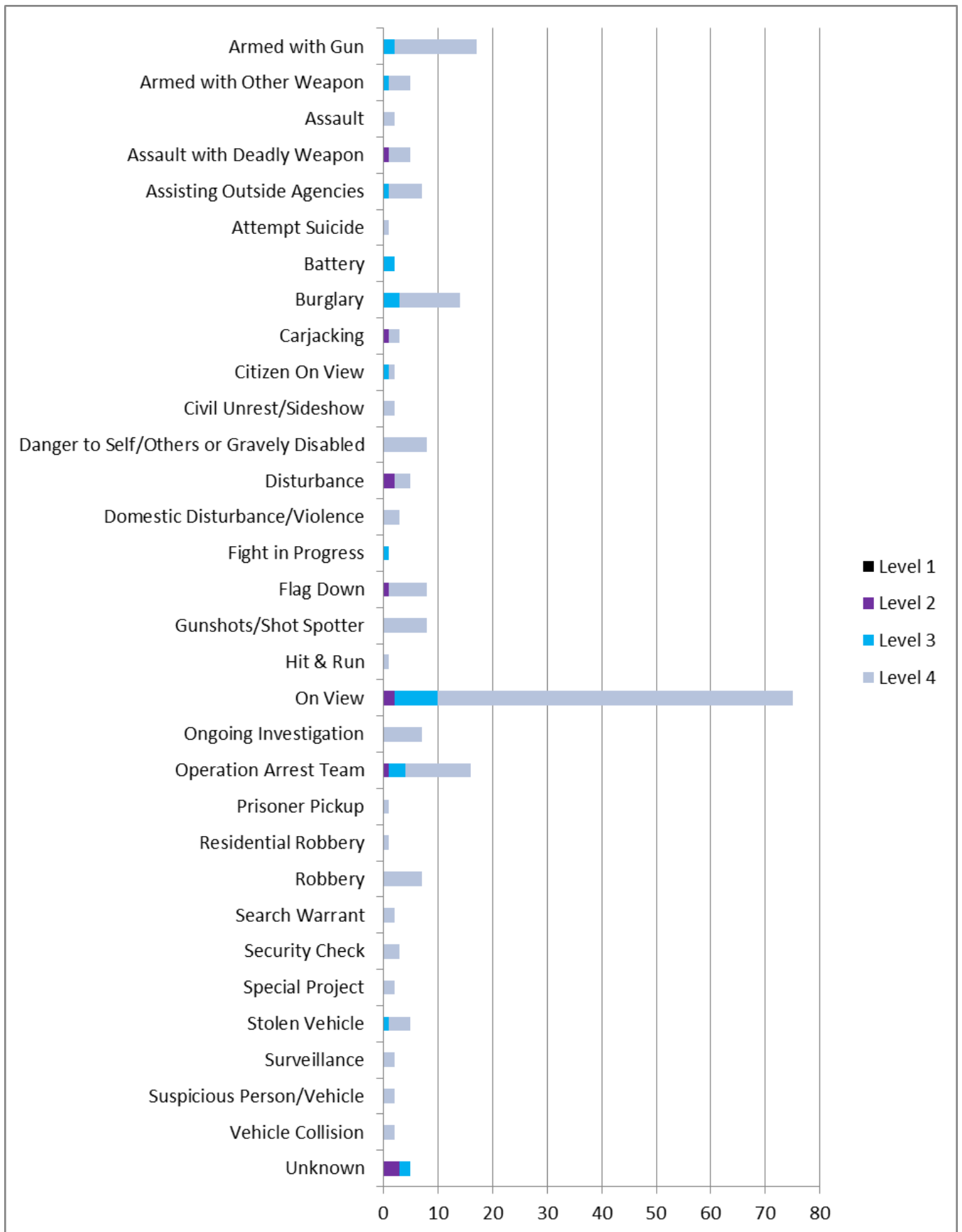
Feb-Jul	Level 1 Incidents	Level 2 Incidents	Level 3 Incidents	Level 4 Incidents	Total
<i>Dayshift</i> 7:00 am to 2:59 pm	0	1	4	47	52
<i>Swingshift</i> 3:00 pm to 10:59 pm	0	8	14	94	116
<i>Graveyard</i> 11:00 pm to 6:59 am	0	2	7	47	56



Uses of Incidents by Type of Call
(February - July 2016)

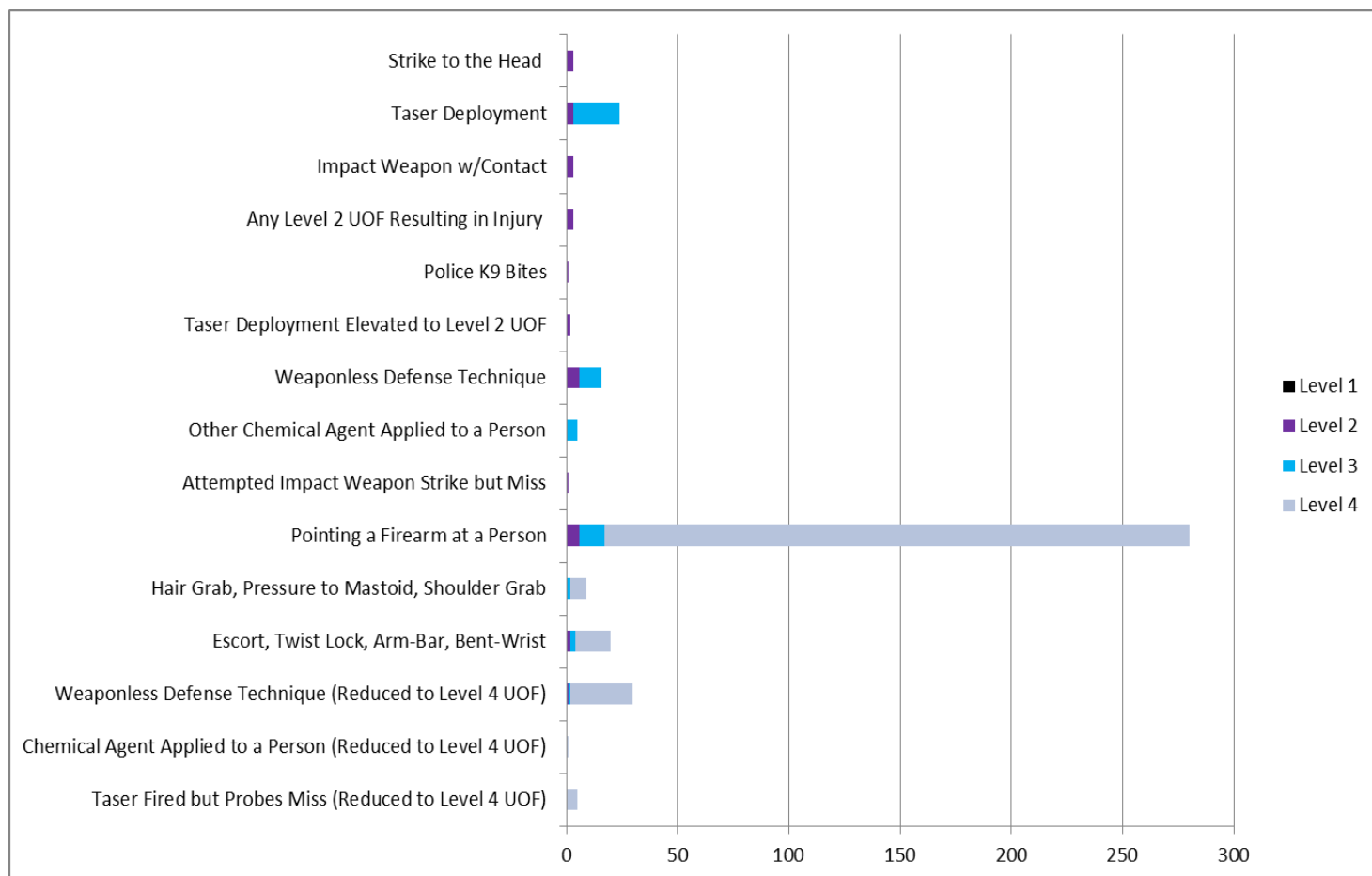
Feb-Jul	Level 1 Incidents	Level 2 Incidents	Level 3 Incidents	Level 4 Incidents	Total
Armed with Gun	0	0	2	15	17
Armed with Other Weapon	0	0	1	4	5
Assault	0	0	0	2	2
Assault with Deadly Weapon	0	1	0	4	5
Assisting Outside Agencies	0	0	1	6	7
Attempt Suicide	0	0	0	1	1
Battery	0	0	2	0	2
Burglary	0	0	3	11	14
Carjacking	0	1	0	2	3
Citizen On View	0	0	1	1	2
Civil Unrest/Sideshow	0	0	0	2	2
Danger to Self/Others or Gravely Disabled	0	0	0	8	8
Disturbance	0	2	0	3	5
Domestic Disturbance/Violence	0	0	0	3	3
Fight in Progress	0	0	1	0	1
Flag Down	0	1	0	7	8
Gunshots/Shot Spotter	0	0	0	8	8
Hit & Run	0	0	0	1	1
On View	0	2	8	65	75
Ongoing Investigation	0	0	0	7	7
Operation Arrest Team	0	1	3	12	16
Prisoner Pickup	0	0	0	1	1
Residential Robbery	0	0	0	1	1
Robbery	0	0	0	7	7
Search Warrant	0	0	0	2	2
Security Check	0	0	0	3	3
Special Project	0	0	0	2	2
Stolen Vehicle	0	0	1	4	5
Surveillance	0	0	0	2	2
Suspicious Person/Vehicle	0	0	0	2	2
Vehicle Collision	0	0	0	2	2
Unknown (Force Investigation in progress)	0	3	2	0	5

Uses of Incidents by Type of Call (February - July 2016)



Uses of Force by Type (February - July 2016)

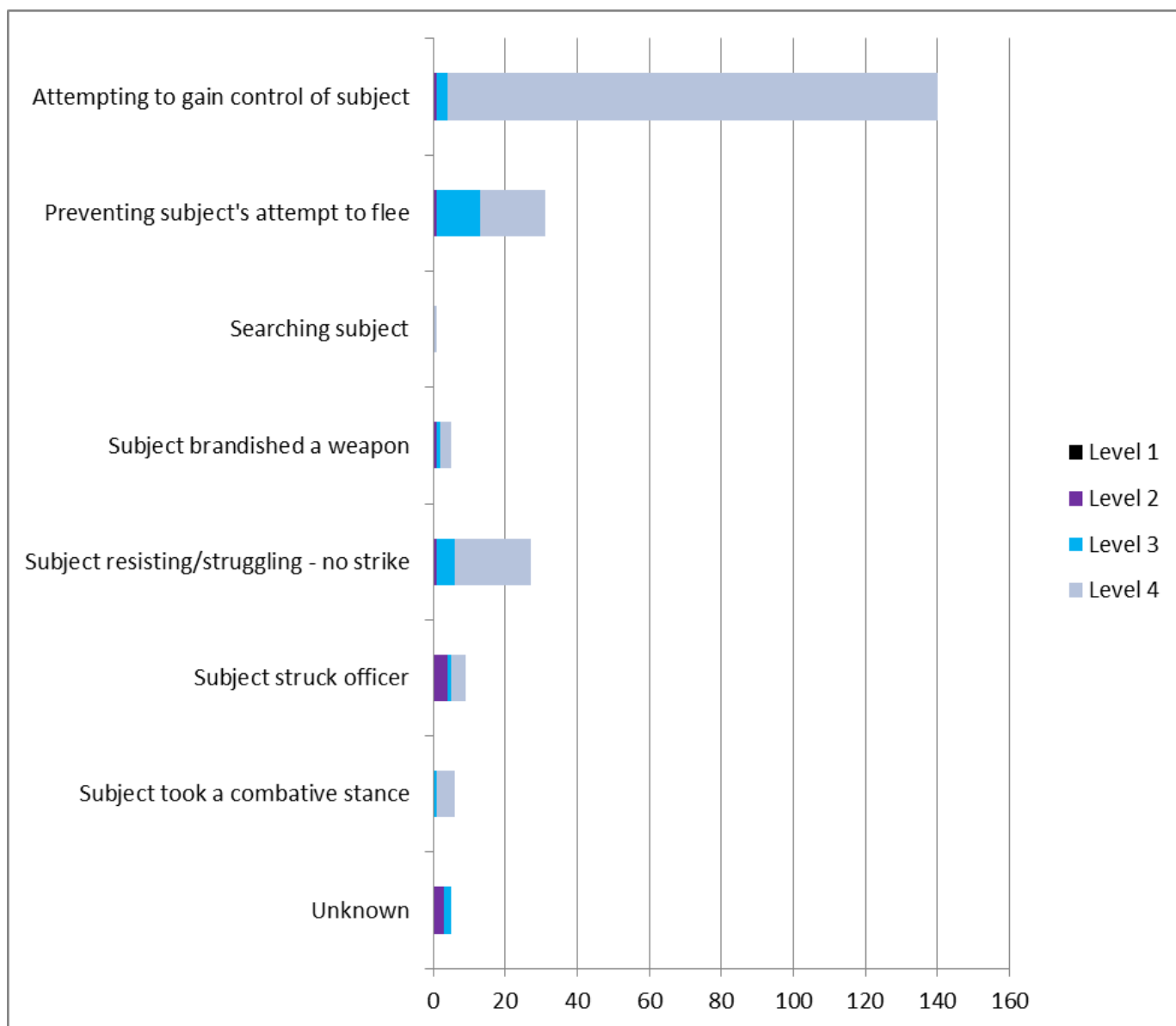
Feb-Jul	Level 1 Incidents	Level 2 Incidents	Level 3 Incidents	Level 4 Incidents	Total
Strike to the Head	0	3	0	0	3
Taser Deployment	0	3	21	0	24
Impact Weapon w/Contact	0	3	0	0	3
Any Level 2 UOF Resulting in Injury	0	3	0	0	3
Police K9 Bites	0	1	0	0	1
Taser Deployment (<i>Elevated to Level 2 UOF</i>)	0	2	0	0	2
Weaponless Defense Technique	0	6	10	0	16
Other Chemical Agent Applied to a Person	0	0	5	0	5
Attempted Impact Weapon Strike but Miss	0	1	0	0	1
Pointing a Firearm at a Person	0	6	11	263	280
Hair Grab, Pressure to Mastoid, Shoulder Grab	0	0	2	7	9
Escort, Twist Lock, Arm-Bar, Bent-Wrist	0	2	2	16	20
Weaponless Defense Technique (<i>Reduced to Level 4 UOF</i>)	0	1	1	28	30
Chemical Agent Applied to a Person (<i>Reduced to Level 4 UOF</i>)	0	0	0	1	1
Taser Fired but Probes Miss (<i>Reduced to Level 4 UOF</i>)	0	0	0	5	5



There may be multiple force applications used in a single UOF incident. For this period, there were 403 individual uses of force in 224 reported UOF incidents.

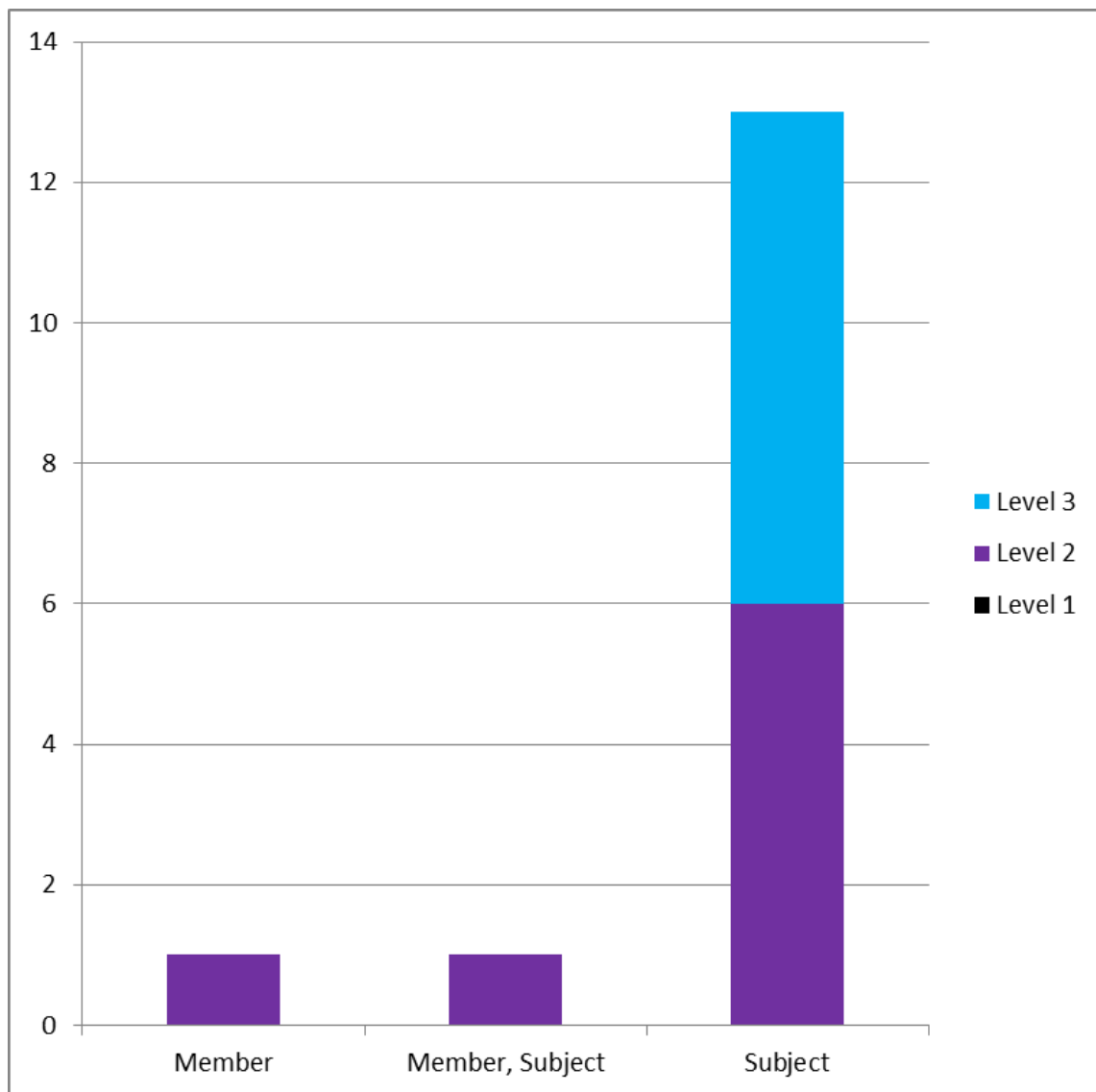
Uses of Force Incidents by Reason (February - July 2016)

Feb-Jul	Level 1 Incidents	Level 2 Incidents	Level 3 Incidents	Level 4 Incidents	Total
Attempting to gain control of subject	0	1	3	136	140
Preventing subject's attempt to flee	0	1	12	18	31
Searching subject	0	0	0	1	1
Subject brandished a weapon	0	1	1	3	5
Subject resisting/struggling - no strike	0	1	5	21	27
Subject struck officer	0	4	1	4	9
Subject took a combative stance	0	0	1	5	6
Unknown (Force Investigation in progress)	0	3	2	0	5



Injuries Resulting from Force Used
(February - July 2016)

Feb-Jul	Level 1 Incidents	Level 2 Incidents	Level 3 Incidents	Total
Member	0	1	0	1
Member, Subject	0	1	0	1
Subject	0	6	7	13



Use of Force Incidents Training Recommendations
(February - July 2016)

Incident Date	UOF Incident Level	UOF Incident Number	Training Recommended
2/9/2016	Level 2	16F-0041	Yes
2/11/2016	Level 3	16F-0052	Yes
2/16/2016	Level 3	16F-0053	Yes
2/21/2016	Level 3	16F-0062	Yes
2/25/2016	Level 2	16F-0063	Yes
3/8/2016	Level 3	16F-0071	Yes
3/18/2016	Level 3	16F-0083	Yes
4/10/2016	Level 3	16F-0115	Yes
4/18/2016	Level 3	16F-0126	Yes
4/20/2016	Level 3	16F-0129	Yes
4/25/2016	Level 2	16F-0137	Yes
5/5/2016	Level 3	16F-0147	Yes
5/7/2016	Level 3	16F-0148	Yes
5/10/2016	Level 2	16F-0150	Yes
5/24/2016	Level 2	16F-0165	Yes
5/28/2016	Level 2	16F-0166	Yes
6/1/2016	Level 2	16F-0172	Yes
6/4/2016	Level 3	16F-0175	Yes
6/5/2016	Level 2	16F-0176	Yes
6/13/2016	Level 3	16F-0187	Yes
6/14/2016	Level 3	16F-0191	Yes
6/14/2016	Level 3	16F-0195	Yes
6/26/2016	Level 3	16F-0204	TBD: Force Investigation in progress
7/3/2016	Level 2	16F-0212	TBD: Force Investigation in progress
7/6/2016	Level 3	16F-0213	TBD: Force Investigation in progress
7/10/2016	Level 2	16F-0214	TBD: Force Investigation in progress
7/21/2016	Level 2	16F-0234	TBD: Force Investigation in progress

- 22 Training Recommendations were made out of 36 Level 2 & 3 incidents (White).
- 5 UOF incidents are under Force Investigation and not available for this query (Yellow/Green).

Use of Force Compliance (February - July 2016)

Incident Date	Incident Level	UOF Incident Number	Force Type	Compliance
2/25/2016	Level 2	16F-0063	Strike to the Head	TBD (FRB)
			Weaponless Defense Technique	TBD (FRB)
			Weaponless Defense Technique	TBD (FRB)
			Escort, Twist Lock, Arm-Bar, Bent-Wrist	TBD (FRB)
5/10/2016	Level 2	16F-0150	Level 2 UOF Resulting in Injury	TBD (FRB)
			Level 2 UOF Resulting in Injury	TBD (FRB)
5/24/2016	Level 2	16F-0165	Strike to the Head	TBD (FRB)
			Weaponless Defense Technique	TBD (FRB)
			Weaponless Defense Technique (Reduced to Level 4 UOF)	TBD (FRB)
			Pointing a Firearm at a Person	TBD (FRB)
5/28/2016	Level 2	16F-0166	Attempted Impact Weapon w/Contact, but Missed	TBD (FRB)
			Impact Weapon w/Contact	TBD (FRB)
			Taser Deployment	TBD (FRB)
			Pointing a Firearm at a Person	TBD (FRB)
6/1/2016	Level 2	16F-0172	Taser Deployment (elevated to Level 2)	TBD (FRB)
			Pointing a Firearm at a Person	TBD (FRB)
6/5/2016	Level 2	16F-0176	Strike to the Head	TBD (FRB)
			Taser Deployment	TBD (FRB)
			Taser Deployment	TBD (FRB)
6/26/2016	Level 3	16F-0204	Taser Deployment	TBD (Force Investigation in progress)
			Taser Deployment	TBD (Force Investigation in progress)
7/3/2016	Level 2	16F-0212	Taser Deployment (elevated to Level 2)	TBD (FRB)
7/6/2016	Level 3	16F-0213	Weaponless Defense Technique	TBD (Force Investigation in progress)
7/10/2016	Level 2	16F-0214	Level 2 UOF Resulting in Injury	TBD (FRB)
7/21/2016	Level 2	16F-0234	Impact Weapon w/Contact	TBD (FRB)
			Weaponless Defense Technique	TBD (FRB)

- The Force Compliance has yet to be determined by Force Review Board (FRB: Yellow) or Force Investigation (Green) for above individual Use of Force.
- All other Use of Force in this time period were found to be In Compliance.

Risk Management Advisement
(February - July 2016)

Incident Date	Incident Level	UOF Incident Number	IAD Case Number	IAD Findings
2/16/2016	Level 3	16F-0053	16-0115	Unfounded (8/26)
2/18/2016	Level 3	16F-0054	16-0142	Exonerated, Exonerated, Unfounded (8/23)
2/21/2016	Level 3	16F-0062	16-0161	Unfounded, Unfounded (8/18)
2/25/2016	Level 2	16F-0063	16-0329	Admin Closed
3/8/2016	Level 3	16F-0071	16-0184	Unfounded, Exonerated
4/6/2016	Level 3	16F-0114	16-0280	Unfounded, Unfounded (8/26)
4/10/2016	Level 3	16F-0115	16-0674	IAD Investigation in progress
6/14/2016	Level 3	16F-0191	16-0513	IAD Investigation in progress

Risk Management Advisements were made with the cited UOF incidents above and IAD Cases were opened for each incident.

Use of Force Appendix: Definitions and Classifications

LEVEL 1 INCIDENT	
Any use of force resulting in death	Any unintentional firearm discharge w/injury
Any intentional firearm discharge at a person	Any intentional impact weapon strike to the head
Any force w/a substantial risk of causing death	Any UOF investigation that is elevated to a Level 1
Serious bodily injuries	

LEVEL 1 FORCE TYPE			
1	Lethal Firearm Charge	5	Unintentional Firearm Discharge w/Injury
2	Force Resulting in Death	6	Force Results in Serious Bodily Injuries
3	Force Creating Substantial Risk of Causing Death	7	Carotid Restraint w/Loss of Consciousness
4	Intentional Strike to Head w/Impact Weapon	8	Other

LEVEL 2 INCIDENT	
Any strike to the head	Any unintentional firearm discharge w/o injury
Carotid restraint w/o the loss of consciousness	A police canine bites
Use of impact weapons w/contact	Any use of force w/injury

LEVEL 2 FORCE TYPE			
9	Strike to the head	12	Impact/Impromptu Weapon w/Contact
10	Carotid Restraint w/o Loss of Consciousness	13	Any UOF Resulting in Injury
27	Unintentional Firearm Discharge w/o Injury	14	Police K9 Bites
		15	Other

LEVEL 3 INCIDENT	
Oleoresin Capsicum/Pepper Spray applied to a person	The baton used for a non-striking purpose
The use of a Taser	A Weaponless Defense Technique: hand/palm/elbow strikes, kicks, leg sweeps, takedowns
Any impact weapon w/o contact	An on-duty firearm discharge at an animal

LEVEL 3 FORCE TYPE			
11	Taser Deployment	18	Taser Fired but Probes Miss
16	Weaponless Defense Technique	19	Non-Striking Use of Baton
17	O/C Applied to a Person	20	Attempted Impact Weapon Strike but Miss
17a	Other Chemical Agent Applied to a Person	21	On-Duty Firearm Discharge at Animal

LEVEL 4 INCIDENT	
A firearm intentionally pointed at a person	An on-duty firearm discharge to dispatch an injured animal
A Weaponless Defense Technique: hair grab, pressure to mastoid or jaw line, shoulder muscle grab	A Weaponless Defense Technique Control Hold: escort (elbow), twist lock, arm-bar, bent-wrist

LEVEL 4 FORCE TYPE			
22	Intentionally Pointing a Firearm at a Person	25	Weaponless Defense Technique Control Hold: escort (elbow), twist lock, arm-bar, bent-wrist
23	Weaponless Defense Technique: hair grab, pressure to mastoid, shoulder grab	26	Level 3 UOF Reduced to Level 4 UOF
24	On-Duty Firearm Discharge to Dispatch an Injured Animal	28	Police K9 Deployment w/o Contact