

Parklet Guidelines

March 2023



City of
Oakland

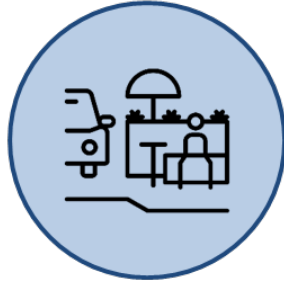
Department of
Transportation



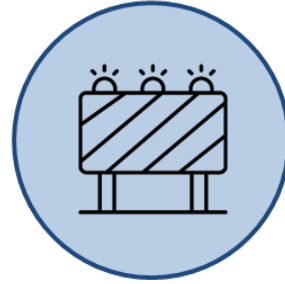
Types of Flex Streets



Sidewalk Cafe



Parklet



Street Closure



Mobile Food Vending

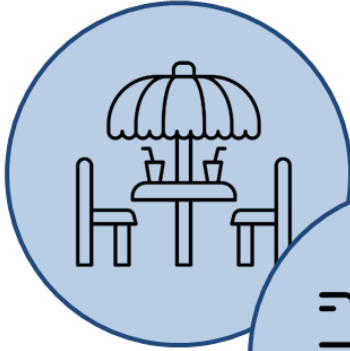


Public Property



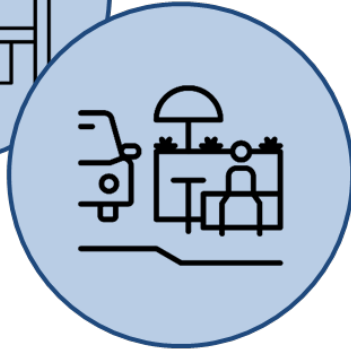
Private Property

Permitting Results

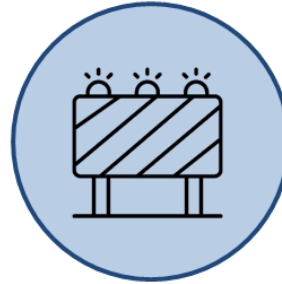


140+

Sidewalk Cafés
& Parklets



13 Street Closures



60+ Mobile Food
Vendors

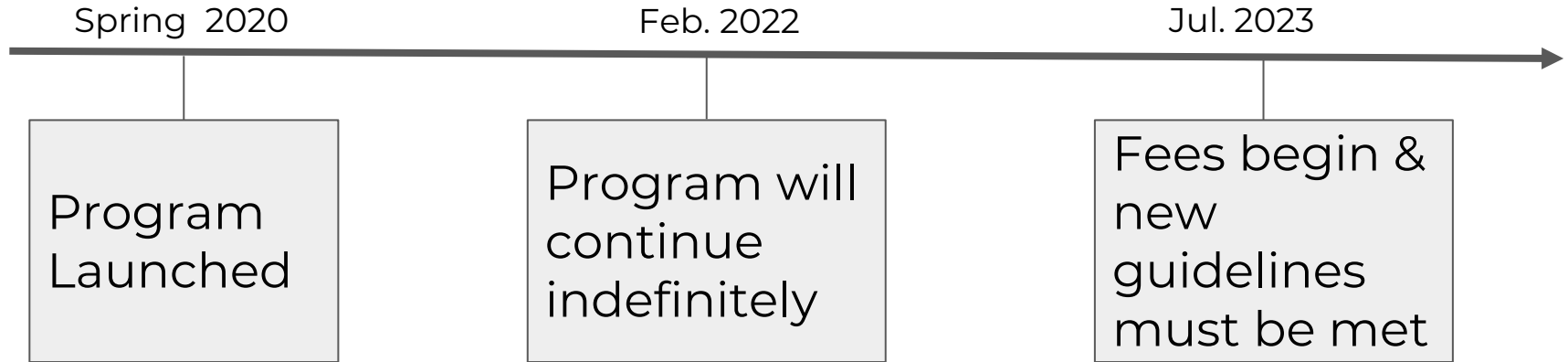


Quick
Turnaround



Repurposed
Space

Timeline



Parklet Guidelines

Developed through interdepartmental coordination & referencing relevant codes to ensure parklets meet safety and accessibility goals

Reminder: Parklets are in the shared Right-of-Way and must be movable/modular



Topics

1. Location & Operations
2. Design
3. Traffic Safety
4. Accessibility
5. Fire Safety
6. Relocation/Removal
7. Fees

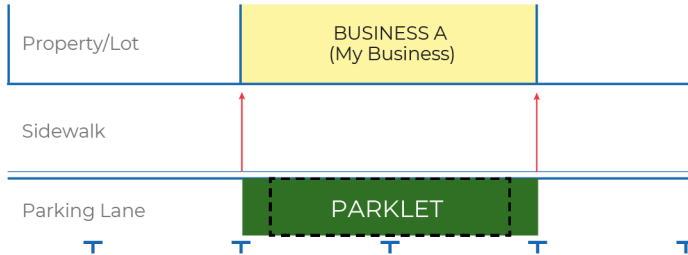


1. Location & Operation - permissions

- Applicants must seek permission from neighbor when Parklet structure extends 3' in front of neighbor

Neighbor Occupancy

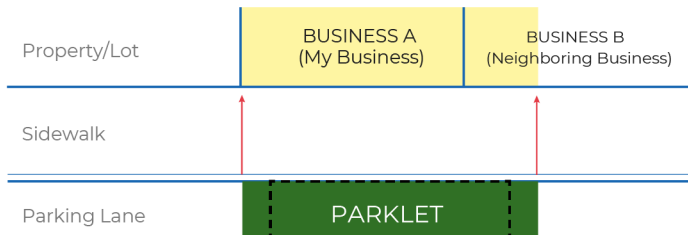
1



No permission needed:

OPTION 1: Parklet fully within business frontage.

2



Permission needed:

OPTION 2: Parklet extends more than 3' into a neighboring frontage or extends in front of adjacent frontage entrance.

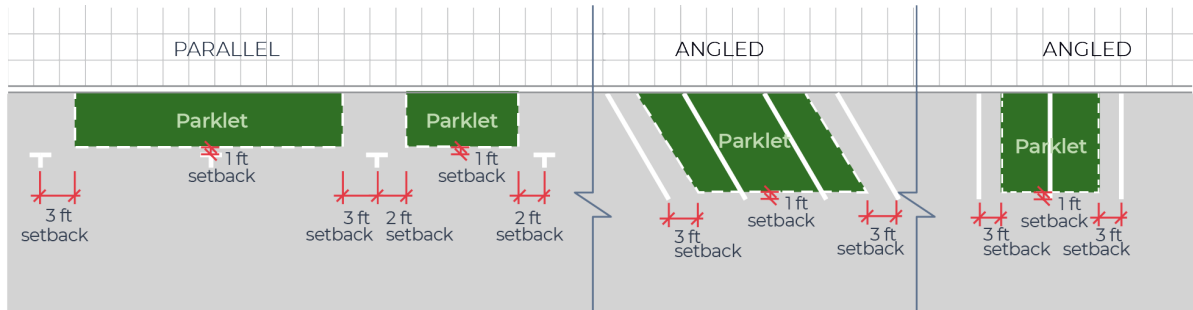
1. Location & Operation - siting

- Parklets may not be located in blue, green, yellow, or white zones
- Parklets may not block bus stops
- Parklets may not obstruct the visibility of traffic signals or stop signs.
- Parklets may not encroach upon the sidewalk, bike lane, or travel lane. An additional permit is required for use of the sidewalk space.

1. Location & Operation - size

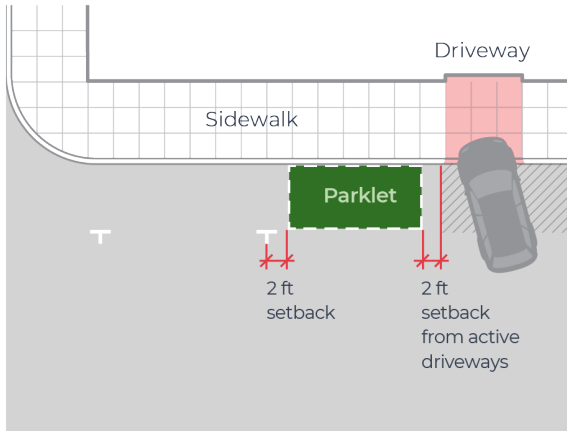
- Each Parklet can occupy 2 parallel or 3 diagonal spaces
- Parklets must be set back 12" from travel lanes
- Parklets must be setback from adjacent spaces
 - Parklets occupying more than one parking space – 3' setback
 - Single space parklet – 2' setback

Note that structures located on angled parking must be angled to match the roadway striping



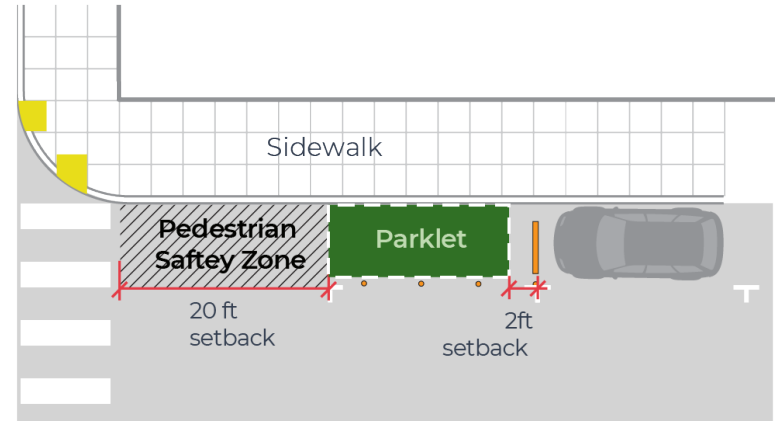
1. Location & Operation - visibility

- Parklets must be set back 2' from active driveways



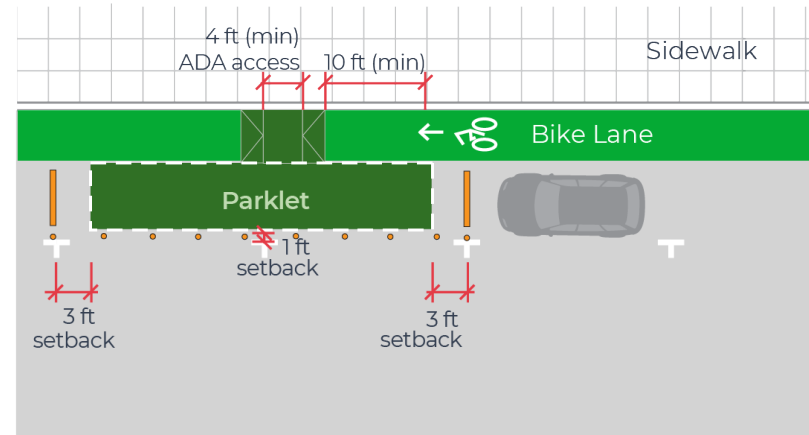
1. Location & Operation - visibility

- Parklets may not be located in red zones, pedestrian safety zones, or within 20' of the approach to an intersection or crosswalk, except by approval of the City Engineer.



1. Location & Operation – protected bike lanes

- Parklet entry and exit points for patrons shall be at least 10' from the point where the protected bike lane passes behind the Parklet
- Parklets may not be located within 40' of the approach to an intersection/crosswalk on streets with curbside protected bike lanes, except by approval of the City Engineer.



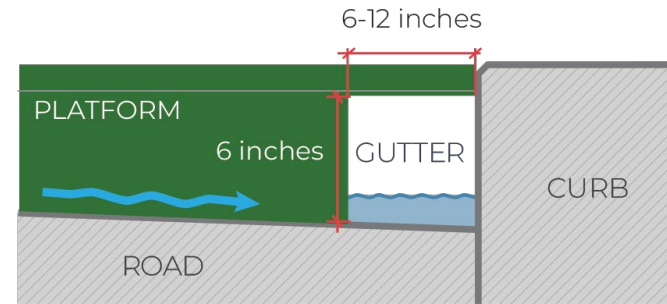
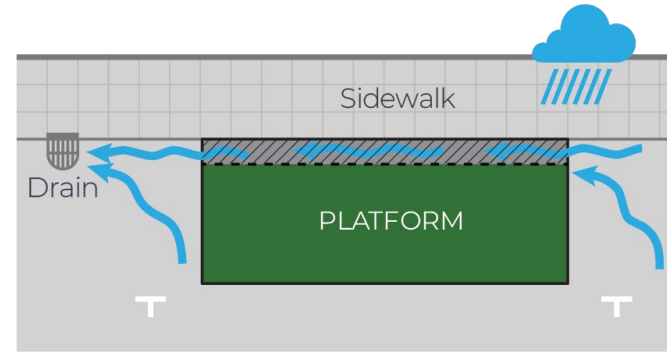
1. Location & Operation – hours

- Parklets must be in use for at least 50% of the hours of operation of the adjacent business or organization



1. Location & Operation – access

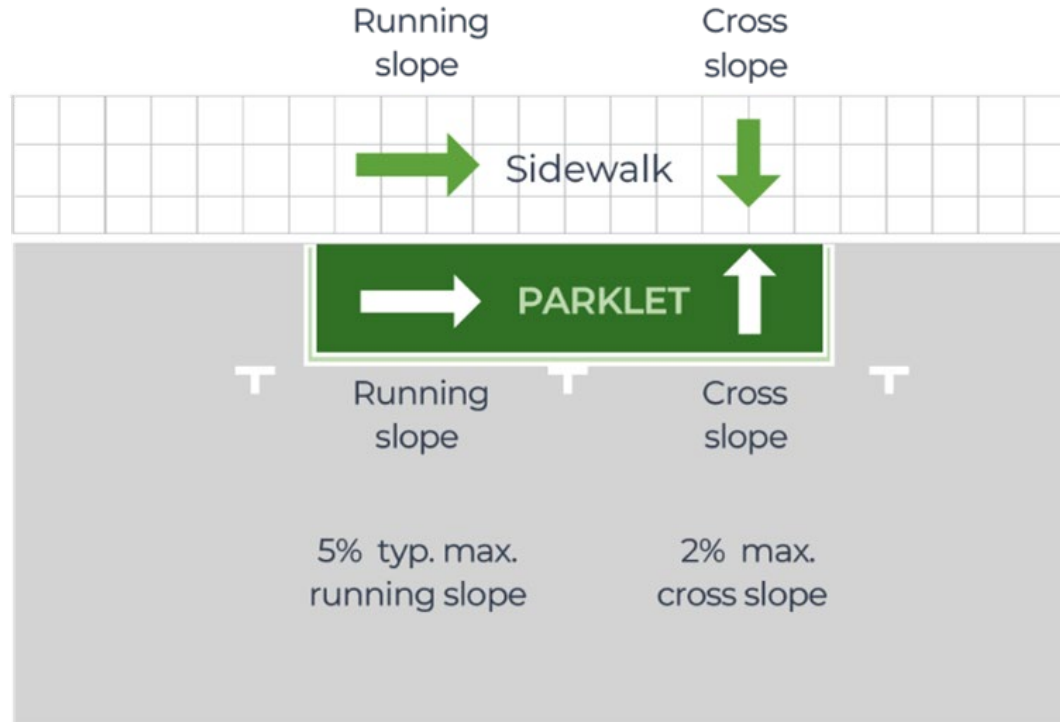
- Parklet shall not restrict access to utilities, drains, or other public facilities
- Parklets must allow for curbside drainage



1. Location & Operation – maintenance

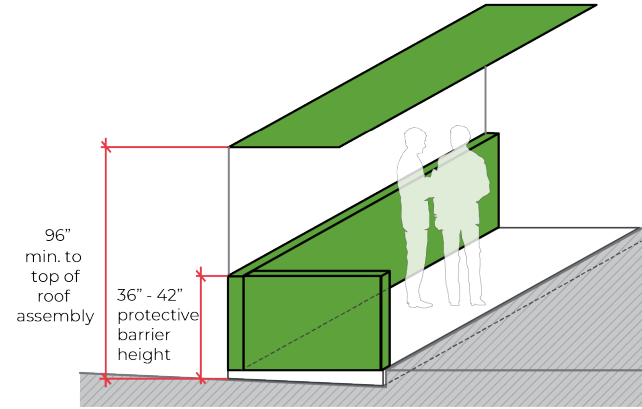
- Parklet permittees are responsible for maintaining the Parklet including sweeping out debris from under the Parklet, keeping the Parklet and setbacks free of debris and grime, and keeping the Parklet free of pests and vectors.

2. Design – slope



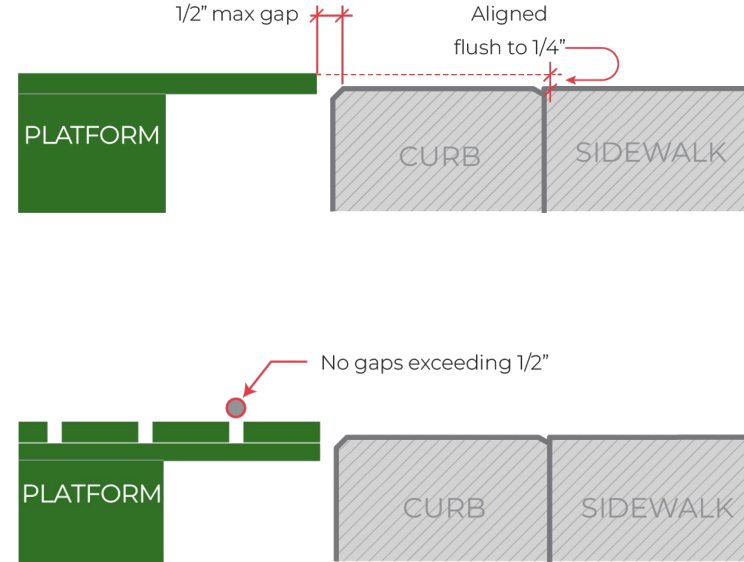
2. Design – walls

- Protective barriers are required on three sides, similar to a railing
- Transparency required above 42"



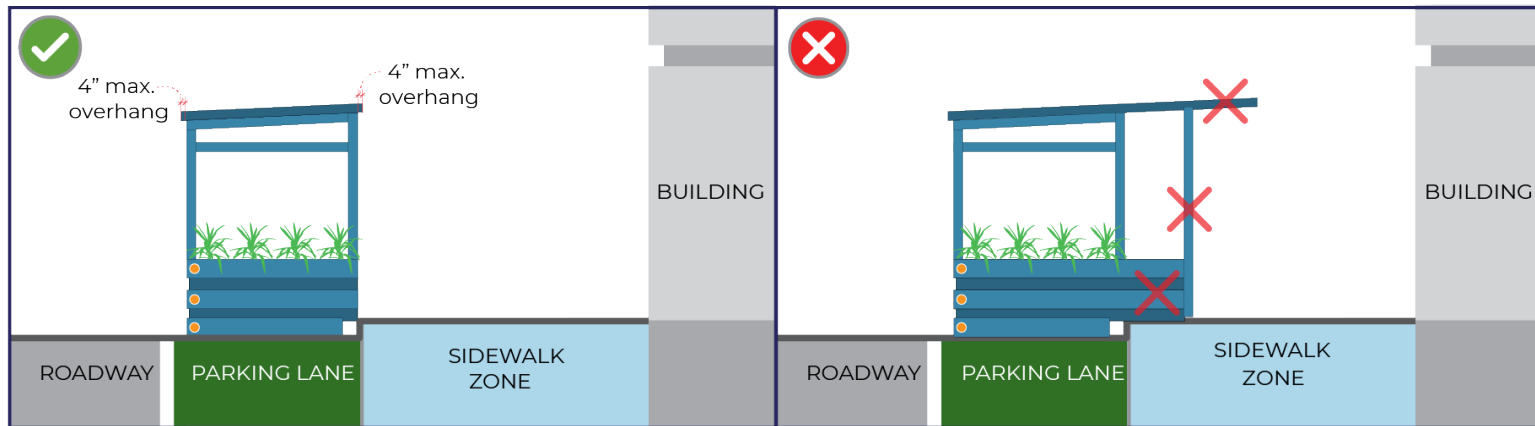
2. Design – platforms

- Must support live loads up to 100 pounds per square foot (psf)
- Must be accessible



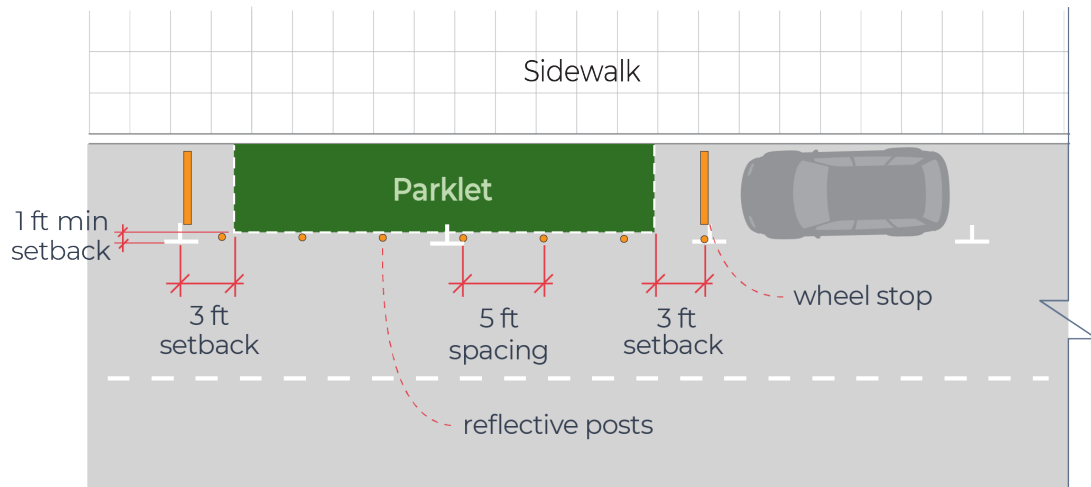
2. Design - coverings

- Umbrellas are allowed (except near crosswalks or intersections, pedestrian safety zones, and red zones)
- Temporary and permanent canopies or roofs must meet structural integrity required in CA Building Code
- Canopies, umbrellas and roofs cannot encroach into the sidewalk or roadway; 4" max overhang



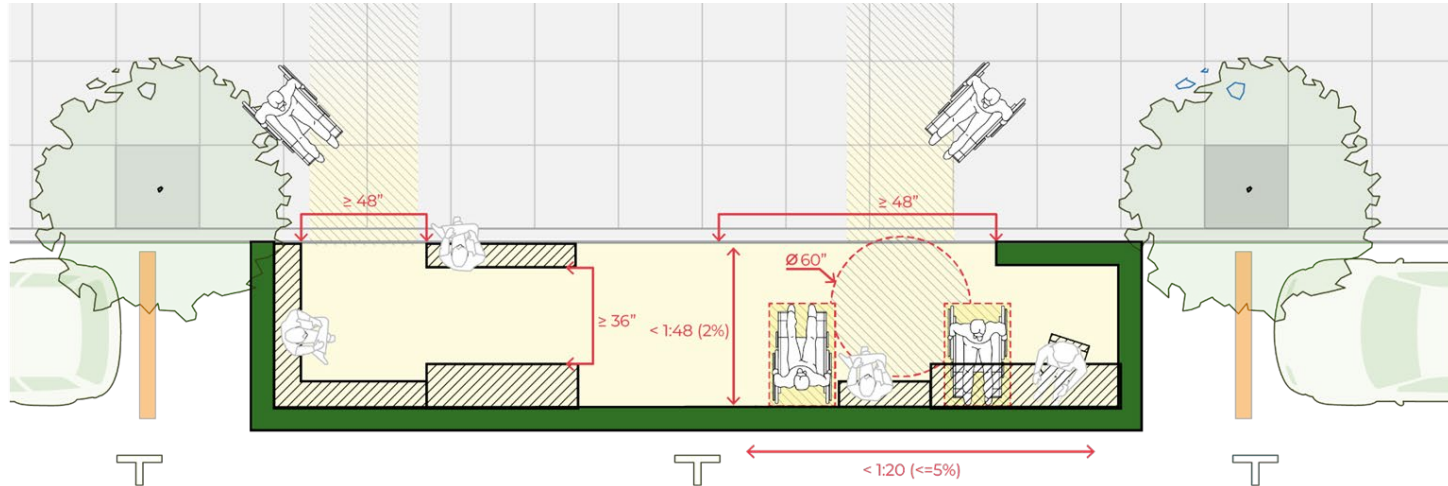
3. Traffic Safety

- Rubber wheel stops are required at the edge of the adjacent parking space
- Reflective posts are required at the first wheel stop in the direction of approaching vehicle traffic and every 5' along parklet
- Stronger barricades are required along the traffic edge, along streets with a 30mph posted speed



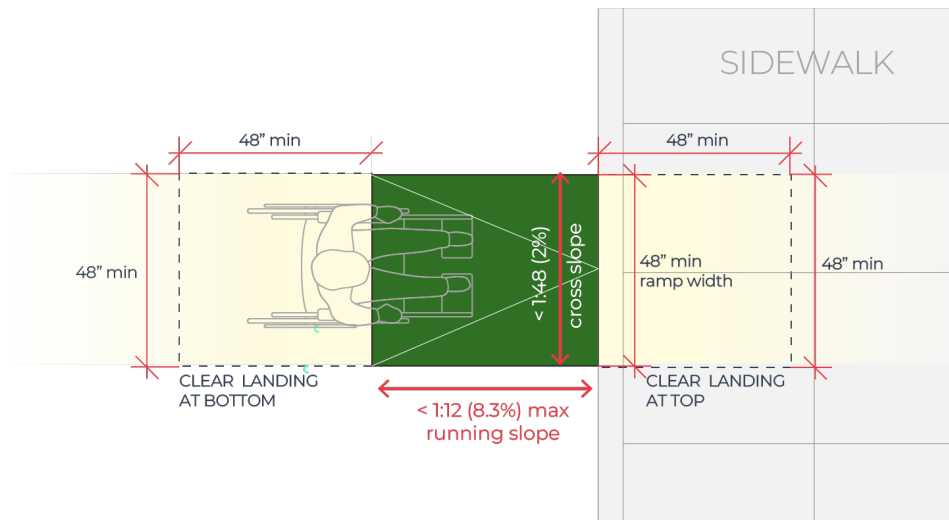
4. Accessibility - circulation

- Parklets encouraged to be at sidewalk level
- Must have 48"-wide accessible entrance every 20'
- Interior circulation and wheelchair turning space
- No more than $\frac{1}{4}$ " vertical elevation change



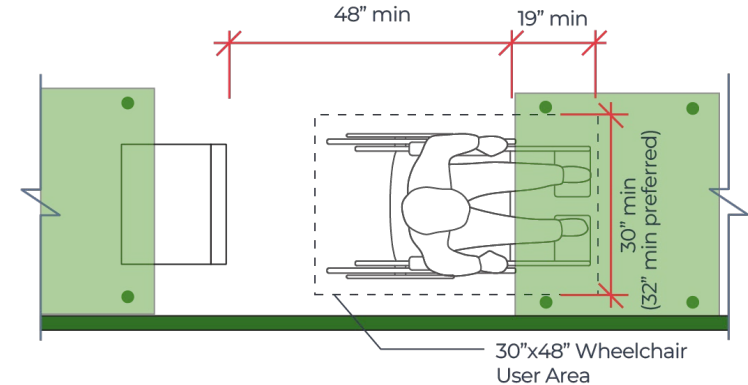
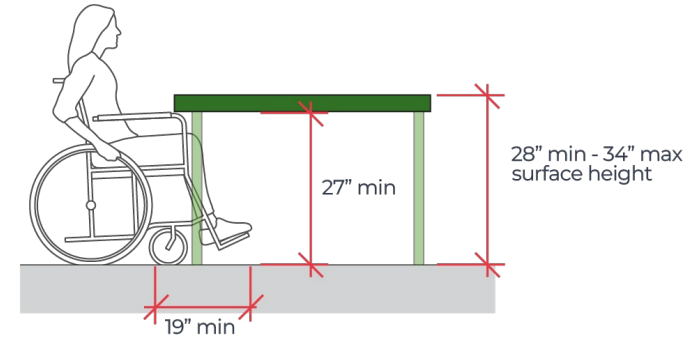
4. Accessibility - ramps

- Ramp slope no more than 1:12 or 8.3%
- Clear level landing at top and bottom
- Edge protection
- Firm, slip resistant material
- Handrails required for more than 5% slope



4. Accessibility - seating

- 5% and at least one of each type of seating must be accessible
- Describes in detail what the requirements are for each type of seating (Table, bar, bench)
- Requires 48" clear b/t accessible seating and nearest obstruction



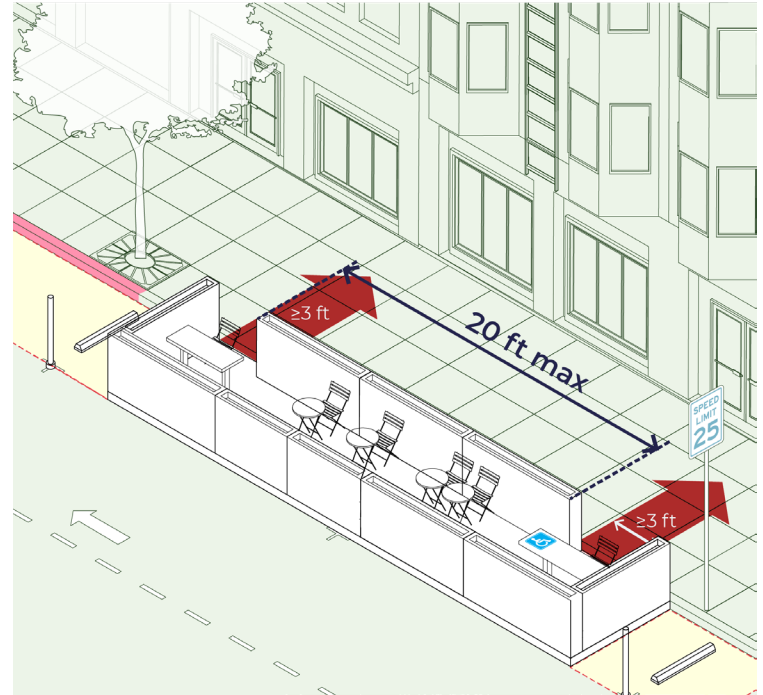
5. Fire Safety

- FDC connections must be visible from roadway
- No tripping hazards across the sidewalk
- Electric heaters recommended
 - Must be 3' from combustible materials
 - Must not inhibit ADA access
- Propane heaters:
 - **Need an additional permit**
 - Cannot be used during fire season in high fire severity zones
 - No canopies/roofs
 - 3' from combustible materials
 - 10' from buildings, tent/canopy entrances



5. Fire Safety

- Parklets must be setback 3' from fire hydrants
- Parklets cannot be located near combustible waste (e.g. dumpsters)
- **Tents, canopies or roofs greater than 400 sf must have a separate OFD permit prior to use**

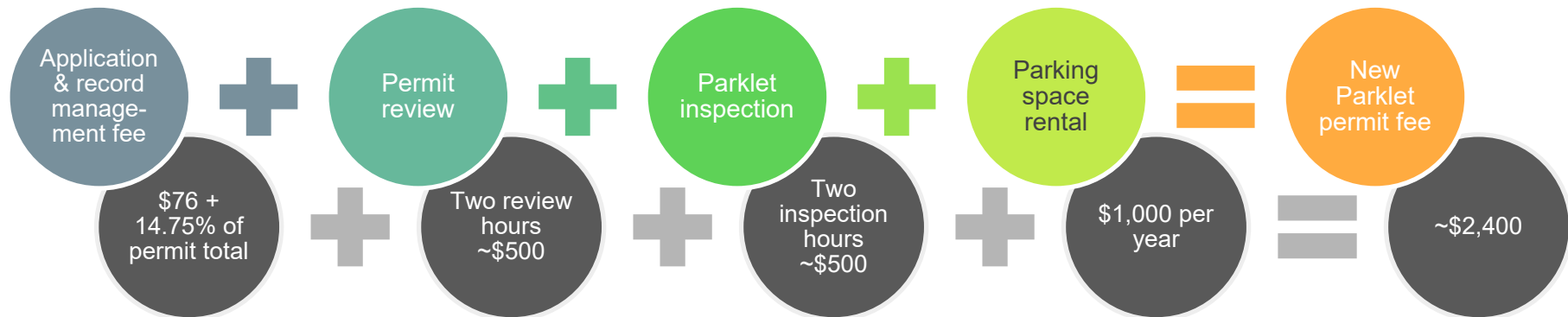


6. Relocation/Removal

- Parklet owners are responsible for removal of the parklet upon City request
- City will strive to provide 15 days' notice, or a minimum of 72 hours notice, as feasible
- During rare emergencies, immediate relocation may be required.
- Costs incurred by permittee

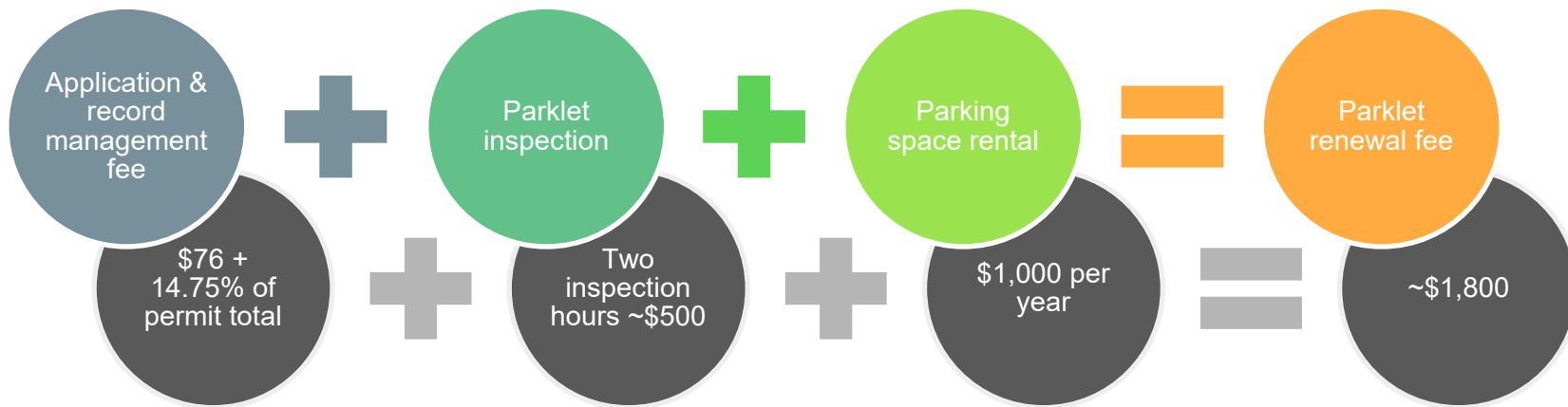


7. Fees - initial parklet permit cost*



**pending adoption of the FY 2023 – 2024 Oakland Master Fee Schedule*

7. Fees - annual parklet permit renewal cost*



**pending adoption of the FY 2023 – 2024 Oakland Master Fee Schedule*

Thank you!

<https://www.oaklandca.gov/resources/oakdot-parklet-program>



City of
Oakland

Department of
Transportation

