

Oakland City Planning Commission

Case nos. PLN18119 / PLN18227 / PLN18228

STAFF REPORT

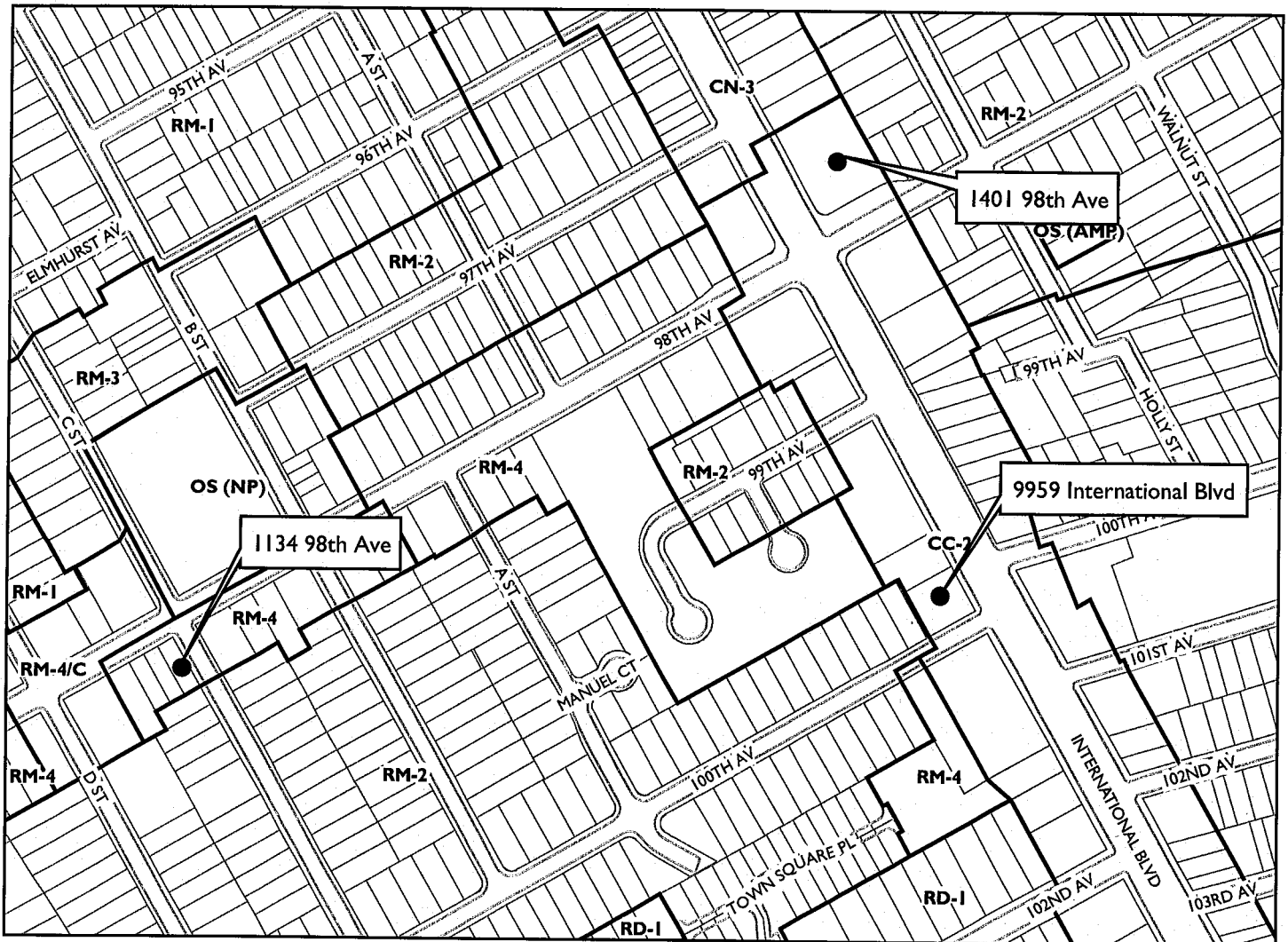
June 20, 2018

Locations:	City street light pole in public right-of-way adjacent to: 1) Case no. PLN18119; 1134 98th Ave (APN 044 -4976-006-00); General Plan: Mixed Housing Type Residential; Zoning: RM-4; Council District: 7; Submitted 3/2/18 2) Case no. PLN18227; 9716 International Blvd / 1401 98th Ave (APN 046 5424-026-00); General Plan: Community Commercial; Zoning: CC-2; Council District: 7; Submitted: 5/29/18 3) Case no. PLN18228; 9959 International Bl (APN: 044 4972-006-05); General Plan: Community Commercial; Zoning: CC-2; Council District: 7; Submitted: 5/29/18 <i>(see reverse for map)</i>
Proposal:	To consider requests for three (3) applications to install new "small cell site" Monopole Telecommunications Facilities on City light poles by attaching antennas and equipment.
Applicant / Phone Number:	Ms. Ana Gomez-Abarca / Black & Veatch (913) 458-9148
Owner:	City of Oakland
Planning Permits Required:	Major Conditional Use Permit & Regular Design Review with additional findings for Monopole Telecommunications Facility in/near Residential Zone; #1) Minor Variance for setback not exceeding height (1:1) to residential property
Environmental Determination:	Exempt, Section 15301 of the State CEQA Guidelines: Existing Facilities; Exempt, Section 15302: Replacement or Reconstruction; Exempt, Section 15303: New Construction of Small Structures; Section 15183: Projects Consistent with a Community Plan, General Plan or Zoning
Historic Status:	Non-historic property
Action to be Taken:	Approve with Conditions
Finality of Decision:	<i>Appealable to City Council</i>
For Further Information:	Contact case planner Aubrey Rose AICP at (510) 238-2071 or by email at arose@oaklandnet.com

EXECUTIVE SUMMARY

The applicant requests Planning Commission approval to establish three (3) small cell wireless telecommunication facility site on existing City street light poles located on the public right-of-way in residential and commercial districts. The project involves attaching two antennas within one shroud to the top of the pole and equipment mounted to the side of the pole, as described in the submitted plans, to enhance wireless services in those areas.

CITY OF OAKLAND PLANNING COMMISSION



0 187.5 375 750 1,125 1,500 Feet



Case Files: PLN18119, PLN18227, PLN18228
Applicant: Ms. Ana Gomez / Black & Veatch (913)
Addresses: 1134 98th Ave, 1401 98th Ave, 9959 International Blvd
Zones: RM-4, CC-2, CC-2

Regular Design Review and a Major Conditional Use Permit decided by the Planning Commission, each with additional findings, are required for the installation of a new Monopole Telecommunications Facility. Additionally, the first site also requires a Minor Variance, for proximity to a residential property line. The proposed projects, antenna and associated equipment, would be similar to other facilities around the City. The proposed telecommunication facility is therefore sited at appropriate locations and would not significantly increase negative visual impacts to adjacent properties including residences. The project meets all the required findings for approval of these three (3) small cell sites.

TELECOMMUNICATIONS BACKGROUND

Limitations on Local Government Zoning Authority under the Telecommunications Act of 1996

Section 704 of the Telecommunications Act of 1996 (TCA) provides federal standards for the siting of "Personal Wireless Services Facilities." "Personal Wireless Services" include all commercial mobile services (including personal communications services (PCS), cellular radio mobile services, and paging); unlicensed wireless services; and common carrier wireless exchange access services. Under Section 704, local zoning authority over personal wireless services is preserved such that the FCC is prevented from preempting local land use decisions; however, local government zoning decisions are still restricted by several provisions of federal law. Specifically:

- Under Section 253 of the TCA, no state or local regulation or other legal requirement can prohibit or have the effect of prohibiting the ability of any entity to provide any interstate or intrastate telecommunications service.
- Further, Section 704 of the TCA imposes limitations on what local and state governments can do. Section 704 prohibits any state and local government action which unreasonably discriminates among personal wireless providers. Local governments must ensure that its wireless ordinance does not contain requirements in the form of regulatory terms or fees which may have the "effect" of prohibiting the placement, construction, or modification of personal wireless services.
- Section 704 also preempts any local zoning regulation purporting to regulate the placement, construction and modification of personal wireless service facilities on the basis, either directly or indirectly, on the environmental effects of radio frequency emissions (RF) of such facilities, which otherwise comply with Federal Communications Commission (FCC) standards in this regard. (See 47 U.S.C. Section 332(c)(7)(B)(iv) (1996)). This means that local authorities may not regulate the siting or construction of personal wireless facilities based on RF standards that are more stringent than those promulgated by the FCC.
- Section 704 mandates that local governments act upon personal wireless service facility siting applications to place, construct, or modify a facility within a reasonable time (See 47 U.S.C.332(c)(7)(B)(ii) and FCC Shot Clock ruling setting forth "reasonable time" standards for applications deemed complete).
- Section 704 also mandates that the FCC provide technical support to local governments in order to encourage them to make property, rights-of-way, and easements under their jurisdiction available for the placement of new spectrum-based telecommunications services. This proceeding is currently at the comment stage.

For more information on the FCC's jurisdiction in this area, consult the following:

Competition & Infrastructure Policy Division (CIPD) of the Wireless Telecommunications Bureau, main division number: (202) 418-1310. <https://www.fcc.gov/general/competition-infrastructure-policy-division-wireless-telecommunications-bureau>

PROPERTY DESCRIPTION

Site # 1) Case no. PLN18119; 1134 98th Avenue: 24'-10" tall non-decorative "cobra-head" style City street light pole in the sidewalk along C Street towards 98th Avenue, along the side of the front yard of a one-story single-family home; the intersection also contains an auto shop, City park, and two-story mixed use building.

Site # 2) Case no. PLN18227; 9716 International Boulevard (legal address: 1401 98th Avenue): 30'-8" tall non-decorative "cobra-head" style City street light pole in the sidewalk along International Boulevard (four-lane with median) west of 98th Avenue, along the side of a City fire station; the intersection also contains a fast food restaurant, auto shop, and gas station.

Site # 3) Case no. PLN18228; 9959 International Boulevard: 27'-8" tall non-decorative "cobra-head" style City street light pole in the sidewalk along International Boulevard towards 100th Avenue's termination into a T-intersection, along a bus stop to the fore and an open auto sales business to the rear; the intersection which is off-set also contains an auto parts store's parking lot, and a church.

PROJECT DESCRIPTION

The sites are proposed for:

- Installation by top-mounting two antennas within one shroud above the street light to extend an additional 2 to 3.5-feet, respectively, to total 28'-4" to 32'-7" in height, respectively;
- Installation of side-mounted equipment below the street light; and
- Paint the proposed antennas and associated equipment to match the pole.

No portion of the telecommunication facilities would be located at grade. The proposed antenna and associated equipment would not be accessible to the public.

SIMILAR CASES

Records show that the Planning Commission has approved numerous Monopole Telecommunications Facilities requiring Design Review and Conditional Use Permits throughout the City since 2016.

GENERAL PLAN ANALYSIS

Site # 1 is located in the Mixed Housing Type Residential area of the General Plan's Land Use and Transportation Element (LUTE). The intent of the area is: "to create, maintain, and enhance residential areas typically located near the City's major arterials and characterized by a mix of single family homes, townhouses, small multi-unit buildings, and neighborhood businesses where appropriate." Sites # 2 and 3 are in the Community Commercial area and the intent is: "to identify, create, maintain, and enhance areas suitable for a wide variety of commercial and institutional operations along the City's major corridors and in shopping districts or centers." The proposed telecommunication facilities would be mounted on existing City street light poles within the City of Oakland public right-of-way. The proposed unmanned wireless telecommunication facility would not adversely affect the characteristics of the neighborhood.

ZONING ANALYSIS

Site # 1 is in the RM-4 Mixed Housing Type Residential Zone. Sites # 2 and 3 are in the CC-2 Community Commercial Zone. Monopole Telecommunications Facilities on City light poles require a Conditional Use Permit and a Regular Design Review with additional findings; these permits are decided by the Planning Commission for sites located in or near to a residential zone. Additionally, the first site also requires a Minor Variance for proximity to a residential property line. New wireless telecommunications facilities may also be subject to a Site Alternatives Analysis, Site Design Alternatives Analysis, and a satisfactory radio-frequency (RF) emissions report. Staff analyzes the proposal in consideration of these requirements in the 'Key Issues and Impacts' section of this report. Additionally, attachment to City infrastructure requires review by the City's Real Estate Department, Public Works Agency's Electrical Division, and Information Technology Department. Given customers increasing reliance upon cellular service for phone and Wi-Fi, the proposal for a Monopole Telecommunications Facility that is not adjacent to a primary living space or historic structure conforms to this intent.

ENVIRONMENTAL DETERMINATION

The California Environmental Quality Act (CEQA) Guidelines list the projects that qualify as categorical exemptions from environmental review. The proposed project is categorically exempt from the environmental review requirements pursuant to Section 15301, minor additions and alterations to an existing City street light pole; Section 15302, replacement or reconstruction of existing utility systems and/or facilities; Section 15303, new construction or conversion of small structures, and Section 15183, projects consistent with the General Plan or Zoning.

KEY ISSUES AND IMPACTS

The proposal to establish a Monopole Telecommunications Facility is subject to the following Planning Code development standards, which are followed by staff's analysis in relation to this application:

17.128.080 Monopole Telecommunications Facilities.

A. General Development Standards for Monopole Telecommunications Facilities.

1. Applicant and owner shall allow other future wireless communications companies including public and quasi-public agencies using similar technology to collocate antenna equipment and facilities on the monopole unless specific technical or other constraints, subject to independent verification, at the applicant's expense, at the discretion of the City of Oakland Zoning Manager, prohibit said collocation. Applicant and other wireless carriers shall provide a mechanism for the construction and maintenance of shared facilities and infrastructure and shall provide for equitable sharing of cost in accordance with industry standards. Construction of future facilities shall not interrupt or interfere with the continuous operation of applicant's facilities.

The proposal involves use of an existing City of Oakland metal street light pole that would remain available for future collocation purposes as practicable.

2. The equipment shelter or cabinet must be concealed from public view or made compatible with the architecture of the surrounding structures or placed underground. The shelter or cabinet must be regularly maintained.

Recommended conditions of approval require painting and texturing the antenna and equipment to match the appearance of the metal pole. There is no equipment shelter or cabinet proposed; however, minimal equipment would be closely mounted onto the side of the metal pole.

3. When a monopole is in a Residential Zone or adjacent to a residential use, it must be set back from the nearest residential lot line a distance at least equal to its total height.

Site # 1 is in a residential zone adjacent to a residential use and this finding is not met by the proposal; a Minor Variance is, therefore, required. Findings to approve the Minor Variance can be made, as described in the Findings section of this report (Attachment A).

4. In all zones other than the D-CE-5, D-CE-6, IG, CIX-2, and IO Zones, the maximum height of Monopole Telecommunications Facilities and connecting appurtenances may be increased from the otherwise required maximum height to forty-five (45) feet upon the granting of a Conditional Use Permit (see Chapter 17.134 for the Conditional Use Permit Procedure).

This requirement does not apply. The subject property is not located in any of the described zoning districts. Nonetheless, the facility would not exceed the height of 28'-4" to 32'-7".

5. In the D-CE-5, D-CE-6, CIX-2, and IO Zones, the maximum height of Monopole Telecommunications Facilities and connecting appurtenances may be increased from the otherwise required maximum height to eighty (80) feet upon the granting of a Conditional Use Permit (see Chapter 17.134 for the Conditional Use Permit Procedure).

This requirement does not apply. The subject property is not located in any of the described zoning districts. Nonetheless, the facility would not exceed the height of 28'-4" to 32'-7".

6. In the IG Zone, the maximum height of Monopole Telecommunications Facilities and connecting appurtenances may reach a height of forty-five (45) feet. These facilities may reach a height of eighty (80) feet upon the granting of Regular Design Review approval (see Chapter 17.136 for the Design Review Procedure).

This requirement does not apply. The subject property is not located in the described zoning district. Nonetheless, the facility would not exceed the height of 28'-4" to 32'-7".

7. The applicant shall submit written documentation demonstrating that the emissions from the proposed project are within the limits set by the Federal Communications Commission.

This standard is met by the proposal; a satisfactory emissions report has been submitted and is attached to this report (Attachments C-D-E).

8. Antennas may not extend more than fifteen (15) feet above their supporting structure.

The proposed antenna would project less than fifteen feet above the City light pole.

17.128.110 Site location preferences.

New wireless facilities shall generally be located on the following properties or facilities in order of preference:

- A. Co-located on an existing structure or facility with existing wireless antennas.**
- B. City-owned properties or other public or quasi-public facilities.**
- C. Existing commercial or industrial structures in Nonresidential Zones (excluding all HBX Zones and the D-CE-3 and D-CE-4 Zones).**

D. Existing commercial or industrial structures in Residential Zones, HBX Zones, or the D-CE-3 or D-CE-4 Zones.

E. Other Nonresidential uses in Residential Zones, HBX Zones, or the D-CE-3 or D-CE-4 Zones.

F. Residential uses in Nonresidential Zones (excluding all HBX Zones and the D-CE-3 and D-CE-4 Zones).

G. Residential uses in Residential Zones, HBX Zones, or the D-CE-3 or D-CE-4 Zones.

Facilities locating on an A, B or C ranked preference do not require a site alternatives analysis. Facilities proposing to locate on a D through G ranked preference, inclusive, must submit a site alternatives analysis as part of the required application materials. A site alternatives analysis shall, at a minimum, consist of: a. The identification of all A, B and C ranked preference sites within one thousand (1,000) feet of the proposed location. If more than three (3) sites in each preference order exist, the three such closest to the proposed location shall be required. b. Written evidence indicating why each such identified alternative cannot be used. Such evidence shall be in sufficient detail that independent verification, at the applicant's expense, could be obtained if required by the City of Oakland Zoning Manager. Evidence should indicate if the reason an alternative was rejected was technical (e.g. incorrect height, interference from existing RF sources, inability to cover required area) or for other concerns (e.g. refusal to lease, inability to provide utilities).

A site alternatives analysis is not required because the proposal conforms to 'B' as it would be located on a public facility (City light pole). Nonetheless, the applicant has submitted an analysis which is attached to this report (Attachments C-D-E).

17.128.120 Site design preferences.

New wireless facilities shall generally be designed in the following order of preference:

A. Building or structure mounted antennas completely concealed from view.

B. Building or structure mounted antennas set back from roof edge, not visible from public right-of way.

C. Building or structure mounted antennas below roof line (facade mount, pole mount) visible from public right-of-way, painted to match existing structure.

D. Building or structure mounted antennas above roof line visible from public right-of-way.

E. Monopoles.

F. Towers.

Facilities designed to meet an A or B ranked preference do not require a site design alternatives analysis. Facilities designed to meet a C through F ranked preference, inclusive, must submit a site design alternatives analysis as part of the required application materials. A site design alternatives analysis shall, at a minimum, consist of: a. Written evidence indicating why each such higher preference design alternative cannot be used. Such evidence shall be in sufficient detail that independent verification could be obtained if required by the City of Oakland Zoning Manager. Evidence should indicate if the reason an alternative was rejected was technical (e.g. incorrect height, interference from existing RF sources, inability to cover required area) or for other concerns (e.g. inability to provide utilities, construction or structural impediments).

The proposal most closely conforms to 'E' (monopole) and the applicant has submitted a satisfactory site design alternatives analysis (Attachments C-D-E).

17.128.130 Radio frequency emissions standards.

The applicant for all wireless facilities, including requests for modifications to existing facilities, shall submit the following verifications:

a. With the initial application, a RF emissions report, prepared by a licensed professional engineer or other expert, indicating that the proposed site will operate within the current acceptable

thresholds as established by the Federal government or any such agency who may be subsequently authorized to establish such standards.

b. Prior to commencement of construction, a RF emissions report indicating the baseline RF emissions condition at the proposed site.

c. Prior to final building permit sign off, an RF emissions report indicating that the site is actually operating within the acceptable thresholds as established by the Federal government or any such agency who may be subsequently authorized to establish such standards.

A satisfactory report is attached to this report (Attachments C-D-E).

Analysis

The proposed site design would not be situated on an historic or decorative pole or structure, would not create a view obstruction, and would not negatively impact a view from a primary living space such as a living room or bedroom window. The proximity at a residence at Site # 1 is justified as it precludes use or installation of a new site that might be set back but not conform to these other considerations. Staff, therefore, finds the proposal to provide an essential service with a least-intrusive possible design. Draft conditions of approval stipulate that the components be painted and textured to match the metal pole in appearance for camouflaging.

In conclusion; staff recommends approval subject to recommended Conditions of Approval.


RECOMMENDATIONS:

1. Affirm staff's environmental determination.
2. Approve the Major Conditional Use Permit, Regular Design Review and Minor Variance (Site # 1) subject to the attached Findings and Conditions of Approval.


Prepared by:


AUBREY ROSE, AICP
Planner III

Reviewed by:


ROBERT MERKAMP
Interim Zoning Manager

Approved for forwarding to the Planning Commission:


ED MANASSE, Interim Deputy Director
Planning Bureau

ATTACHMENTS:

- A. Findings
- B. Conditions of Approval
- C. Site # 1: Plans / Photo-Simulations / Site Analyses / RF Report / Proof of Posting
- D. Site # 2: Plans / Photo-Simulations / Site Analyses / RF Report / Proof of Posting
- E. Site # 3: Plans / Photo-Simulations / Site Analyses / RF Report / Proof of Posting

ATTACHMENT A: FINDINGS

This proposal meets the required findings under General Use Permit Criteria (OMC Sec. 17.134.050), Conditional Use Permit Criteria for Monopole Facilities (OMC Sec. 17.136.040 (A)), Regular Design Review Criteria for Nonresidential Facilities (OMC Sec. 17.136.050(B)), Design Review Criteria for Monopole Telecommunications Facilities (OMC Sec. 17.128.070(B)), and Variance Procedure/Findings Required (OMC Sec. 17.148.050), as set forth below. Required findings are shown in **bold type**; explanations as to why these findings can be made are in normal type.

GENERAL USE PERMIT CRITERIA (OMC SEC. 17.134.050):

A. That the location, size, design, and operating characteristics of the proposed development will be compatible with and will not adversely affect the livability or appropriate development of abutting properties and the surrounding neighborhood, with consideration to be given to harmony in scale, bulk, coverage, and density; to the availability of civic facilities and utilities; to harmful effect, if any, upon desirable neighborhood character; to the generation of traffic and the capacity of surrounding streets; and to any other relevant impact of the development.

The proposal is to establish a Monopole Telecommunications Facility in a residential or commercial zone by attaching to an existing City light pole. Attachment to an existing structure with smallest possible components painted and texturized to match the pole will be the least intrusive design. The project will enhance existing service for merchants, shoppers, residents, and visitors in the area.

B. That the location, design, and site planning of the proposed development will provide a convenient and functional living, working, shopping, or civic environment, and will be as attractive as the nature of the use and its location and setting warrant.

Attachment to an existing structure with smallest possible components painted and texturized to match the pole will be the least intrusive design.

C. That the proposed development will enhance the successful operation of the surrounding area in its basic community functions, or will provide an essential service to the community or region.

The project will enhance existing service for merchants, shoppers, residents, and visitors in the area.

D. That the proposal conforms to all applicable design review criteria set forth in the design review procedure at Section 17.136.070.

The proposal conforms to Design Review findings which are included in that section of this attachment of Findings for Approval.

E. That the proposal conforms in all significant respects with the Oakland Comprehensive Plan and with any other applicable plan or development control map which has been adopted by the City Council.

Site # 1 is located in the Mixed Housing Type Residential area of the General Plan's Land Use and Transportation Element (LUTE). The intent of the area is: "to create, maintain, and enhance residential areas typically located near the City's major arterials and characterized by a mix of single family homes, townhouses, small multi-unit buildings, and neighborhood businesses where appropriate." Sites # 2 and 3 are in the Community Commercial area and the intent is: "to identify, create, maintain, and enhance areas suitable for a wide variety of commercial and institutional operations along the City's major corridors and in shopping districts or centers." The proposed telecommunication facilities would be mounted on existing City street light poles within the City of Oakland public right-of-way. The proposed unmanned wireless telecommunication facility would not adversely affect the characteristics of the neighborhood.

CONDITIONAL USE PERMIT CRITERIA FOR MONOPOLE FACILITIES (OMC SEC. 17.128.070(C))

1. The project must meet the special design review criteria listed in subsection B of this section.

The proposal conforms to Design Review findings which are included in that section of this attachment of Findings for Approval.

2. Monopoles should not be located any closer than one thousand five hundred (1,500) feet from existing monopoles unless technologically required or visually preferable.

Use of this pole precludes placement of a new pole with facility fronting an upper story residences at various viable sites in the surrounding area and is therefore "visually preferable."

3. The proposed project must not disrupt the overall community character.

Attachment to an existing structure with smallest possible components painted and texturized to match the pole will be the least intrusive design. The project will enhance existing service for merchants, shoppers, residents, and visitors in the area.

4. If a major conditional use permit is required, the Planning Director or the Planning Commission may request independent expert review regarding site location, collocation and facility configuration. Any party may request that the Planning Commission consider making such request for independent expert review.

a. If there is any objection to the appointment of an independent expert engineer, the applicant must notify the Planning Director within ten (10) days of the Commission request. The Commission will hear arguments regarding the need for the independent expert and the applicant's objection to having one appointed. The Commission will rule as to whether an independent expert should be appointed.

b. Should the Commission appoint an independent expert, the Commission will direct the Planning Director to pick an expert from a panel of licensed engineers, a list of which will be compiled, updated and maintained by the Planning Department.

c. No expert on the panel will be allowed to review any materials or investigate any application without first signing an agreement under penalty of perjury that the expert will keep confidential any and all information learned during the investigation of the application. No personnel currently employed by a telecommunication company are eligible for inclusion on the list.

d. An applicant may elect to keep confidential any proprietary information during the expert's investigation. However, if an applicant does so elect to keep confidential various items of proprietary information, that applicant may not introduce the confidential proprietary information for the first time before the Commission in support of the application.

e. The Commission shall require that the independent expert prepare the report in a timely fashion so that it will be available to the public prior to any public hearing on the application.

f. Should the Commission appoint an independent expert, the expert's fees will be paid by the applicant through the application fee, imposed by the City.

A Major Conditional Use Permit is required and the Planning Director or Planning Commission may therefore independent expert review in addition to that which is attached to this report.

REGULAR DESIGN REVIEW CRITERIA FOR NON-RESIDENTIAL FACILITIES (OMC SEC. 17.136.050(B))

1. That the proposed design will create a building or set of buildings that are well related to the surrounding area in their setting, scale, bulk, height, materials, and textures:

Attachment to an existing structure with smallest possible components painted and texturized to match the pole will be the least intrusive design.

2. That the proposed design will protect, preserve, or enhance desirable neighborhood characteristics;

The proposal will not create a view obstruction, will not be directly adjacent to a residential facility's primary living space windows, and will not be located on an historic or decorative structure.

3. The project will provide a necessary function without negatively impacting surrounding opens pace and hillside residential properties.

The proposal will enhance essential services in a residential or commercial district.

4. That the proposed design will be sensitive to the topography and landscape.

The proposal will not be ground mounted.

5. That, if situated on a hill, the design and massing of the proposed building relates to the grade of the hill.

This finding is inapplicable because the site is level.

6. That the proposed design conforms in all significant respects with the Oakland General Plan and with any applicable design review guidelines or criteria, district plan, or development control map which have been adopted by the Planning Commission or City Council.

This finding is met by this proposal as described in a previous section of this attachment.

DESIGN REVIEW CRITERIA FOR MONOPOLE TELECOMMUNICATIONS FACILITIES (OMC SEC. 17.128.070(B))

1. Collocation is to be encouraged when it will decrease visual impact and collocation is to be discouraged when it will increase negative visual impact.

The project does not involve collocation as it involves the establishment of a new telecommunications facility; however, the project should not preclude any future proposals for location at the site.

2. Monopoles should not be sited to create visual clutter or negatively affect specific views.

The Monopole Facility is sited on existing infrastructure where it will not create clutter or negatively affect specific views. The view of the City street light from the adjacent story residence should remain of the pole below the antenna and above the equipment.

3. Monopoles shall be screened from the public view wherever possible.

The Monopole Facility will be camouflaged and texturized to match the appearance of the existing light pole that will host it. The City street light is not located adjacent to a residential facility

4. The equipment shelter or cabinet must be concealed from public view or made compatible with the architecture of the surrounding structures or placed underground. The shelter or cabinet must be regularly maintained.

Recommended conditions of approval require painting and texturing the antenna and equipment to match the appearance of the metal pole. There is no equipment shelter or cabinet proposed, however minimal equipment would be closely mounted on the side of the metal pole.

5. Site location and development shall preserve the preexisting character of the surrounding buildings and land uses and the zone district as much as possible. Wireless communication towers shall be integrated through location and design to blend in with the existing characteristics of the site to the extent practical. Existing on-site vegetation shall be preserved or improved, and disturbance of the existing topography shall be minimized, unless such disturbance would result in less visual impact of the site to the surrounding area.

The proposed Monopole Facility will be placed in an existing non-decorative City light pole. This enables the preservation of character in the area and will not pose a negative visual impact as the proposal will be camouflaged to match the pole. There is no adjacent vegetation or topography.

6. That all reasonable means of reducing public access to the antennas and equipment has been made, including, but not limited to, placement in or on buildings or structures, fencing, anti-climbing measures and anti-tampering devices.

The minimal clearance to the facility will reduce or eliminate public access.

VARIANCE PROCEDURE/FINDINGS REQUIRED (OMC SEC. 17.148.050)

1. That strict compliance with the specified regulation would result in practical difficulty or unnecessary hardship inconsistent with the purposes of the zoning regulations, due to unique physical or topographic circumstances or conditions of design; or, as an alternative in the case of a minor variance, that such strict compliance would preclude an effective design solution improving livability, operational efficiency, or appearance.

For Site #1, the project requires a Minor Variance. The proposal does not meet the following requirement

When a monopole is in a Residential Zone or adjacent to a residential use, it must be set back from the nearest residential lot line a distance at least equal to its total height. (OMC Sec. 17.128.0809(A)(3))

The 24'-10" tall pole is set back approximately six-feet from a property containing a one-story single family home, along the side of the home's front yard. Under the project, the pole will be extended to 28'-4" by attachment of an antenna at top. Strict compliance would preclude an effective design solution

improving livability, operational efficiency, or appearance. The intent of the ordinance is to avoid the installation of a looming structure adjacent to a home and to avoid clutter. A code conforming alternative in this case might consist of a new structure measuring less than fifteen-feet in height including the attached telecommunications facility. The view of the City street light from the adjacent residence should be minimal, and other residences are set back further. The proposal will use an existing facility to enhance essential services with the least-intrusive design.

2. That strict compliance with the regulations would deprive the applicant of privileges enjoyed by owners of similarly zoned property; or, as an alternative in the case of a minor variance, that such strict compliance would preclude an effective design solution fulfilling the basic intent of the applicable regulation.

The intent of the ordinance is to avoid the installation of a looming structure adjacent to a home and to avoid clutter. A code conforming alternative in this case might consist of a new structure measuring less than fifteen-feet in height including the attached telecommunications facility. The view of the City street light from the adjacent residence should be minimal, and other residences are set back further. The proposal will use an existing facility to enhance essential services with the least-intrusive design. A code-conforming facility would add clutter and might create more obstruction to the view from an upper story residential unit.

3. That the variance, if granted, will not adversely affect the character, livability, or appropriate development of abutting properties or the surrounding area, and will not be detrimental to the public welfare or contrary to adopted plans or development policy.

The variance will eliminate the need to install an additional new pole.

4. That the variance will not constitute a grant of special privilege inconsistent with limitations imposed on similarly zoned properties or inconsistent with the purposes of the zoning regulations.

Other telecommunications facilities have been granted a similar variance.

5. That the elements of the proposal requiring the variance (e.g., elements such as buildings, walls, fences, driveways, garages and carports, etc.) conform with the regular design review criteria set forth in the design review procedure at Section 17.136.050

This finding is met by this proposal as described in a previous section of this attachment.

6. That the proposal conforms in all significant respects with the Oakland General Plan and with any other applicable guidelines or criteria, district plan, or development control map which have been adopted by the Planning Commission or City Council.

This finding is met by this proposal as described in a previous section of this attachment.

7. For proposals involving one (1) or two (2) residential dwelling units on a lot: That, if the variance would relax a regulation governing maximum height, minimum yards, maximum lot coverage or maximum floor area ratio, the proposal also conforms with at least one of the following additional criteria:

a. The proposal when viewed in its entirety will not adversely impact abutting residences to the side, rear, or directly across the street with respect to solar access, view blockage and privacy to a degree greater than that which would be possible if the residence were built according to the

Attachment B: Conditions of Approval

1. Approved Use

The project shall be constructed and operated in accordance with the authorized use as described in the approved application materials, **staff report** and the approved plans **dated August 22-23, 2017 and March 19, 2018 and submitted March 2, 2018-May 29, 2018**, as amended by the following conditions of approval and mitigation measures, if applicable ("Conditions of Approval" or "Conditions").

Three (3) approvals to install new "small cell site" Monopole Telecommunications Facilities on an existing City street light pole in public right-of-way (sidewalk) by attaching antennas within a shroud to the top of the pole and equipment mounted to the side of the pole adjacent to:

- 1) Case no. PLN18119; 1134 98th Ave (APN 044 -4976-006-00);**
- 2) Case no. PLN18227; 9716 International Blvd / Legal address: 1401 98th Ave (APN 046 5424-026-00); and**
- 3) Case no. PLN18228; 9959 International Bl (APN: 044 4972-006-05)**

2. Effective Date, Expiration, Extensions and Extinguishment

This Approval shall become effective immediately, unless the Approval is appealable, in which case the Approval shall become effective in ten calendar days unless an appeal is filed. Unless a different termination date is prescribed, this Approval shall expire **two calendar years** from the Approval date, or from the date of the final decision in the event of an appeal, unless within such period all necessary permits for construction or alteration have been issued, or the authorized activities have commenced in the case of a permit not involving construction or alteration. Upon written request and payment of appropriate fees submitted no later than the expiration date of this Approval, the Director of City Planning or designee may grant a one-year extension of this date, with additional extensions subject to approval by the approving body. Expiration of any necessary building permit or other construction-related permit for this project may invalidate this Approval if said Approval has also expired. If litigation is filed challenging this Approval, or its implementation, then the time period stated above for obtaining necessary permits for construction or alteration and/or commencement of authorized activities is automatically extended for the duration of the litigation.

3. Compliance with Other Requirements

The project applicant shall comply with all other applicable federal, state, regional, and local laws/codes, requirements, regulations, and guidelines, including but not limited to those imposed by the City's Bureau of Building, Fire Marshal, and Public Works Department. Compliance with other applicable requirements may require changes to the approved use and/or plans. These changes shall be processed in accordance with the procedures contained in Condition #4.

4. Minor and Major Changes

- a. Minor changes to the approved project, plans, Conditions, facilities, or use may be approved administratively by the Director of City Planning.
- b. Major changes to the approved project, plans, Conditions, facilities, or use shall be reviewed by the Director of City Planning to determine whether such changes require submittal and approval of a revision to the Approval by the original approving body or a new independent permit/approval. Major revisions shall be reviewed in accordance with the procedures required

for the original permit/approval. A new independent permit/approval shall be reviewed in accordance with the procedures required for the new permit/approval.

5. Compliance with Conditions of Approval

- a. The project applicant and property owner, including successors, (collectively referred to hereafter as the "project applicant" or "applicant") shall be responsible for compliance with all the Conditions of Approval and any recommendations contained in any submitted and approved technical report at his/her sole cost and expense, subject to review and approval by the City of Oakland.
- b. The City of Oakland reserves the right at any time during construction to require certification by a licensed professional at the project applicant's expense that the as-built project conforms to all applicable requirements, including but not limited to, approved maximum heights and minimum setbacks. Failure to construct the project in accordance with the Approval may result in remedial reconstruction, permit revocation, permit modification, stop work, permit suspension, or other corrective action.
- c. Violation of any term, Condition, or project description relating to the Approval is unlawful, prohibited, and a violation of the Oakland Municipal Code. The City of Oakland reserves the right to initiate civil and/or criminal enforcement and/or abatement proceedings, or after notice and public hearing, to revoke the Approval or alter these Conditions if it is found that there is violation of any of the Conditions or the provisions of the Planning Code or Municipal Code, or the project operates as or causes a public nuisance. This provision is not intended to, nor does it, limit in any manner whatsoever the ability of the City to take appropriate enforcement actions. The project applicant shall be responsible for paying fees in accordance with the City's Master Fee Schedule for inspections conducted by the City or a City-designated third-party to investigate alleged violations of the Approval or Conditions.

6. Signed Copy of the Approval/Conditions

A copy of the Approval letter and Conditions shall be signed by the project applicant, attached to each set of permit plans submitted to the appropriate City agency for the project, and made available for review at the project job site at all times.

7. Blight/Nuisances

The project site shall be kept in a blight/nuisance-free condition. Any existing blight or nuisance shall be abated within 60 days of approval, unless an earlier date is specified elsewhere.

8. Indemnification

- a. To the maximum extent permitted by law, the project applicant shall defend (with counsel acceptable to the City), indemnify, and hold harmless the City of Oakland, the Oakland City Council, the Oakland Redevelopment Successor Agency, the Oakland City Planning Commission, and their respective agents, officers, employees, and volunteers (hereafter collectively called "City") from any liability, damages, claim, judgment, loss (direct or indirect), action, causes of action, or proceeding (including legal costs, attorneys' fees, expert witness or consultant fees, City Attorney or staff time, expenses or costs) (collectively called "Action") against the City to attack, set aside, void or annul this Approval or implementation of this Approval. The City may elect, in its sole discretion, to participate in the defense of said Action and the project applicant shall reimburse the City for its reasonable legal costs and attorneys' fees.

- b. Within ten (10) calendar days of the filing of any Action as specified in subsection (a) above, the project applicant shall execute a Joint Defense Letter of Agreement with the City, acceptable to the Office of the City Attorney, which memorializes the above obligations. These obligations and the Joint Defense Letter of Agreement shall survive termination, extinguishment, or invalidation of the Approval. Failure to timely execute the Letter of Agreement does not relieve the project applicant of any of the obligations contained in this Condition or other requirements or Conditions of Approval that may be imposed by the City.

9. Severability

The Approval would not have been granted but for the applicability and validity of each and every one of the specified Conditions, and if one or more of such Conditions is found to be invalid by a court of competent jurisdiction this Approval would not have been granted without requiring other valid Conditions consistent with achieving the same purpose and intent of such Approval.

10. Job Site Plans

Ongoing throughout demolition, grading, and/or construction

At least one (1) copy of the stamped approved plans, along with the Approval Letter and Conditions of Approval, shall be available for review at the job site at all times.

11. Special Inspector/Inspections, Independent Technical Review, Project Coordination and Monitoring

The project applicant may be required to cover the full costs of independent third-party technical review and City monitoring and inspection, including without limitation, special inspector(s)/inspection(s) during times of extensive or specialized plan-check review or construction, and inspections of potential violations of the Conditions of Approval. The project applicant shall establish a deposit with the Bureau of Building, if directed by the Building Official, Director of City Planning, or designee, prior to the issuance of a construction-related permit and on an ongoing as-needed basis.

12. Public Improvements

The project applicant shall obtain all necessary permits/approvals, such as encroachment permits, obstruction permits, curb/gutter/sidewalk permits, and public improvement ("p-job") permits from the City for work in the public right-of-way, including but not limited to, streets, curbs, gutters, sidewalks, utilities, and fire hydrants. Prior to any work in the public right-of-way, the applicant shall submit plans for review and approval by the Bureau of Planning, the Bureau of Building, and other City departments as required. Public improvements shall be designed and installed to the satisfaction of the City.

13. Construction Days/Hours

Requirement: The project applicant shall comply with the following restrictions concerning construction days and hours:

- a. Construction activities are limited to between 7:00 a.m. and 7:00 p.m. Monday through Friday, except that pier drilling and/or other extreme noise generating activities greater than 90 dBA shall be limited to between 8:00 a.m. and 4:00 p.m.
- b. Construction activities are limited to between 9:00 a.m. and 5:00 p.m. on Saturday. In residential zones and within 300 feet of a residential zone, construction activities are allowed from 9:00 a.m. to 5:00 p.m. only within the interior of the building with the doors and windows

closed. No pier drilling or other extreme noise generating activities greater than 90 dBA are allowed on Saturday.

- c. No construction is allowed on Sunday or federal holidays.

Construction activities include, but are not limited to, truck idling, moving equipment (including trucks, elevators, etc.) or materials, deliveries, and construction meetings held on-site in a non-enclosed area.

Any construction activity proposed outside of the above days and hours for special activities (such as concrete pouring which may require more continuous amounts of time) shall be evaluated on a case-by-case basis by the City, with criteria including the urgency/emergency nature of the work, the proximity of residential or other sensitive uses, and a consideration of nearby residents'/occupants' preferences. The project applicant shall notify property owners and occupants located within 300 feet at least 14 calendar days prior to construction activity proposed outside of the above days/hours. When submitting a request to the City to allow construction activity outside of the above days/hours, the project applicant shall submit information concerning the type and duration of proposed construction activity and the draft public notice for City review and approval prior to distribution of the public notice.

When Required: During construction

Initial Approval: N/A

Monitoring/Inspection: Bureau of Building

PROJECT-SPECIFIC CONDITIONS

14. Emissions Report

Requirement: A RF emissions report shall be submitted to the Planning Bureau indicating that the site is actually operating within the acceptable thresholds as established by the Federal government or any such agency who may be subsequently authorized to establish such standards.

Requirement: Prior to a final inspection

When Required: Prior to final building permit inspection sign-off

Initial Approval: N/A

Monitoring/Inspection: N/A

15. Camouflage

Requirement: The antenna and equipment shall be painted, texturized, and maintained the same color and finish of the City light pole.

When Required: Prior to a final inspection

Initial Approval: N/A

Monitoring/Inspection: Bureau of Building

16. Operational

Requirement: Noise levels from the activity, property, or any mechanical equipment on site shall comply with the performance standards of Section 17.120 of the Oakland Planning Code and Section 8.18 of the Oakland Municipal Code. If noise levels exceed these standards, the activity causing the noise shall be abated until appropriate noise reduction measures have been installed and compliance verified by the Planning and Zoning Division and Building Services.

When Required: Ongoing

Initial Approval: N/A

Monitoring/Inspection: Bureau of Building

17. Graffiti Control

Requirement:

- a. During construction and operation of the project, the project applicant shall incorporate best management practices reasonably related to the control of graffiti and/or the mitigation of the impacts of graffiti. Such best management practices may include, without limitation:
- b. The project applicant shall remove graffiti by appropriate means within seventy-two (72) hours. Appropriate means include the following:
 - i. Removal through scrubbing, washing, sanding, and/or scraping (or similar method) without damaging the surface and without discharging wash water or cleaning detergents into the City storm drain system.
 - ii. For galvanized poles, covering with new paint to match the color of the surrounding surface.
 - iii. Replace pole numbers.

When Required: Ongoing

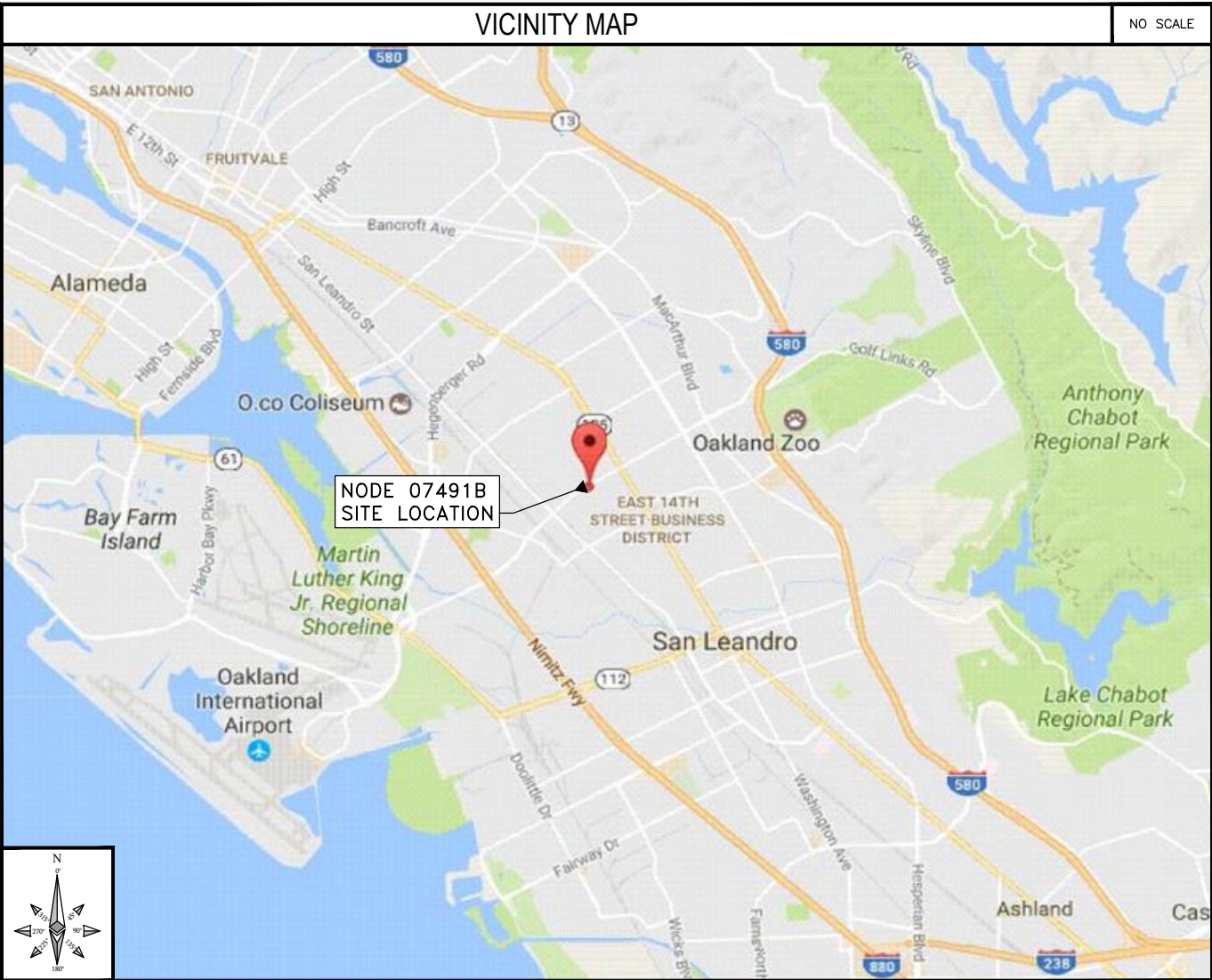
Initial Approval: N/A

Monitoring/Inspection: Bureau of Building

NW-CA-OASF07M1-TMO-07491B

POWER DESIGN: D/C
POLE REPLACEMENT: NO

ADJACENT TO (IN PROW)
1134 98TH AVENUE
OAKLAND, CA 94603



PROJECT DATA	
LATITUDE:	37.742239°
LONGITUDE:	−122.174781°
POLE #:	N2762
ELEVATION:	33' AMSL
ANTENNA MODEL:	ERICSSON RRUS−2203/5 INTEGRATED
ANTENNA AZIMUTH:	330°
ANTENNA ELECTRICAL DOWNTILT:	0°
ANTENNA MECHANICAL DOWNTILT:	0°
ZONING JURISDICTION:	CITY OF OAKLAND
ZONING DISTRICT:	RM−4
NEAREST A.P.N.:	044−497600600
OCCUPANCY:	U, UNMANNED
CONSTRUCTION TYPE:	ATTACHMENTS TO A METAL POLE
TITLE 24 REQUIREMENTS:	FACILITY IS UNMANNED AND NOT FOR HUMAN HABITATION. THIS PROJECT IS EXEMPT.

APPLICANT	
COMPANY:	EXTENET SYSTEMS CA, LLC.
ADDRESS:	2000 CROW CANYON PL., SUITE 210 SAN RAMON, CA 94583
CONTACT:	CHARLES LINDSAY
PHONE:	(510) 910−7787
E−MAIL:	CLINDSAY@EXTENETSYSTEMS.COM
EXTENET NOC:	(866) 892−5327 NOC@EXTENETSYSTEMS.COM

PROJECT MANAGER	
COMPANY:	EXTENET SYSTEMS CA, LLC.
CONTACT:	BEAU WILLIAMS
PHONE:	(209) 834−7097
E−MAIL:	BWILLIAMS@EXTENETSYSTEMS.COM

PROJECT INFORMATION	
POLE OWNER	PROJECT DESCRIPTION
OWNER: CITY OF OAKLAND	THESE DRAWINGS DEPICT THE INSTALLATION OF A WIRELESS TELECOMMUNICATIONS NODE IN THE PUBLIC RIGHT OF WAY. HARDWARE AND ANCILLARY EQUIPMENT TO BE INSTALLED AS DESCRIBED HEREIN.
ADDRESS: 7101 EDGEWATER DRIVE OAKLAND, CA 94621	
PHONE: −	
ENGINEER	CODE COMPLIANCE
COMPANY: BLACK & VEATCH CORP.	ALL WORK AND MATERIALS SHALL BE PERFORMED AND INSTALLED IN ACCORDANCE WITH THE CURRENT EDITIONS OF THE FOLLOWING CODES AS ADOPTED BY THE LOCAL GOVERNING AUTHORITIES (AS APPLICABLE). NOTHING IN THESE PLANS IS TO BE CONSTRUCTED TO PERMIT WORK NOT CONFORMING TO THESE CODES. − IBC − 2015 − CALIFORNIA BUILDING STANDARDS CODE 2016 − CALIFORNIA GENERAL ORDER 95 − CALIFORNIA MECHANICAL CODE 2016 − CALIFORNIA PLUMBING CODE 2016 − CALIFORNIA ELECTRICAL CODE 2016 − CITY AND/OR COUNTY ORDINANCES − INTERNATIONAL FIRE CODE 2015 − BUILDING OFFICIALS AND CODE ADMINISTRATORS (BOCA) *IN THE EVENT OF A CONFLICT, THE MOST RESTRICTIVE CODE SHALL PREVAIL.
ENGINEER: PATRICK MCGREGOR	
PHONE: (952) 896−0878	
E−MAIL: MCGREGORP@BV.COM	

AGENT	
AREA:	OAKLAND, CA
COMPANY:	BLACK & VEATCH CORP.
CONTACT:	ANA GOMEZ−ABARCA, EXECUTION MANAGER, TELECOM
PHONE:	(913) 458−9148 O (925) 949−5902 F
E−MAIL:	GOMEZABARCAA@BV.COM

SHEET INDEX	
SHEET NO:	SHEET TITLE
T−1	TITLE SHEET
GN−1	GENERAL NOTES AND LEGEND
A−1	OVERALL SITE PLAN
A−2	POLE ELEVATIONS
A−2.1	RISER DETAILS
D−1	EQUIPMENT DETAILS
D−2	EQUIPMENT DETAILS
D−3	ELECTRICAL DETAILS
IF USING 11"X17" PLOT, DRAWINGS WILL BE HALF SCALE	
SUBCONTRACTOR SHALL VERIFY ALL PLANS & EXISTING DIMENSIONS & CONDITIONS ON THE JOB SITE & SHALL IMMEDIATELY NOTIFY THE ENGINEER IN WRITING OF ANY DISCREPANCIES BEFORE PROCEEDING WITH THE WORK OR BE RESPONSIBLE FOR SAME	



INTERNAL REVIEW	
CONSTRUCTION SIGNATURE	DATE
RF SIGNATURE	DATE
REAL ESTATE SIGNATURE	DATE

BLACK & VEATCH

BLACK & VEATCH CORPORATION
2999 OAK ROAD
SUITE 490
WALNUT CREEK, CA 94597

THESE DRAWINGS ARE COPYRIGHTED AND ARE THE PROPERTY OF BLACK & VEATCH; PRODUCED SOLELY FOR THE USE OF OUR CLIENT. ANY REPRODUCTION OR USE OF THE INFORMATION CONTAINED WITHIN SAID DRAWINGS IS PROHIBITED WITHOUT WRITTEN CONSENT BY BLACK & VEATCH.

PROJECT NO.	DRAWN BY	CHECKED BY
192417.4874	WHN	AJF

REV	DATE	DESCRIPTION
E	03/20/18	ISSUED FOR ZONING
D	02/20/18	ISSUED FOR REVIEW
C	10/08/17	ISSUED FOR REVIEW
B	08/23/17	ISSUED FOR REVIEW

PRELIMINARY

IT IS A VIOLATION OF LAW FOR ANY PERSON, UNLESS THEY ARE ACTING UNDER THE DIRECTION OF A LICENSED PROFESSIONAL ENGINEER, TO ALTER THIS DOCUMENT.

EXTENET SYSTEMS (CA) LLC
2000 CROW CANYON PL.
SUITE 210
SAN RAMON, CA 94583

07491B
ADJACENT TO (IN PROW)
1134 98TH AVENUE
OAKLAND, CA 94603

SHEET TITLE
TITLE SHEET

SHEET NUMBER
T-1

GENERAL NOTES

1.

PRIOR TO SUBMITTING A BID, THE CONTRACTOR SHALL FAMILIARIZE HIMSELF/HERSELF WITH THE SCOPE OF WORK AND ALL CONDITIONS AFFECTING THE NEW PROJECT.
2.

CONTRACTOR SHALL VERIFY ALL FIELD CONDITIONS AND DIMENSIONS OF THE JOB SITE AND CONFIRM THAT WORK AS INDICATED ON THESE CONSTRUCTION DOCUMENTS CAN BE ACCOMPLISHED AS SHOWN PRIOR TO COMMENCEMENT OF ANY WORK.
3.

ALL FIELD MODIFICATIONS BEFORE, DURING OR AFTER CONSTRUCTION SHALL BE APPROVED IN WRITING BY AN EXTENET SYSTEMS REPRESENTATIVE.
4.

INSTALL ALL EQUIPMENT AND MATERIALS PER THE MANUFACTURER’S RECOMMENDATIONS, UNLESS INDICATED OTHERWISE.
5.

NOTIFY EXTENET SYSTEMS, IN WRITING, OF ANY MAJOR DISCREPANCIES REGARDING THE CONTRACT DOCUMENTS, EXISTING CONDITIONS, AND DESIGN INTENT. THE CONTRACTOR SHALL BE RESPONSIBLE FOR OBTAINING CLARIFICATIONS FROM AN EXTENET SYSTEMS REPRESENTATIVE, AND ADJUSTING THE BID ACCORDINGLY.
6.

CONTRACTOR SHALL BE SOLELY RESPONSIBLE FOR ALL CONSTRUCTION MEANS, METHODS, TECHNIQUES, SEQUENCES AND PROCEDURES OF THE WORK UNDER THE CONTRACT.
7.

CONTRACTOR SHALL PROTECT ALL EXISTING IMPROVEMENTS AND FINISHES THAT ARE TO REMAIN. CONTRACTOR SHALL REPAIR ANY DAMAGE THAT MAY OCCUR DURING THE CONSTRUCTION TO THE SATISFACTION OF AN EXTENET SYSTEMS REPRESENTATIVE.
8.

CONTRACTOR PLANS TO ILLUSTRATE THE AS–BUILT CONDITION OF THE SITE. FOLLOWING THE FINAL INSPECTION BY EXTENET, THE CONTRACTOR SHALL PROVIDE EXTENET SYSTEMS WITH ONE COPY OF ALL RED–LINED DRAWINGS.
9.

VERIFY ALL FINAL EQUIPMENT WITH AN EXTENET SYSTEMS REPRESENTATIVE. ALL EQUIPMENT LAYOUT, SPECS, PERFORMANCE INSTALLATION AND THEIR FINAL LOCATION ARE TO BE APPROVED BY EXTENET SYSTEMS. THE CONTRACTOR SHALL BE RESPONSIBLE FOR COORDINATING HIS/HER WORK WITH THE WORK AND CLEARANCES REQUIRED BY OTHERS RELATED TO SAID INSTALLATIONS.
10.

THESE NOTES SHALL BE CONSIDERED A PART OF THE WRITTEN SPECIFICATIONS, CONTRACT AND CONSTRUCTION DOCUMENTS.
11.

THE WORK SHALL INCLUDE FURNISHING MATERIALS, EQUIPMENT, APPURTENANCES, AND LABOR NECESSARY TO COMPLETE ALL INSTALLATIONS AS INDICATED ON THESE PLANS AND IN THE CONTRACT DOCUMENTS.
12.

PRIOR TO THE SUBMISSION OF BIDS, THE CONTRACTOR(S) SHALL VISIT THE JOB SITE(S) AND BE RESPONSIBLE FOR ALL CONTRACT DOCUMENTS, FIELD CONDITIONS AND DIMENSIONS, AND CONFIRM THAT THE WORK MAY BE ACCOMPLISHED PER THE CONTRACT DOCUMENTS. ANY DISCREPANCIES ARE TO BE BROUGHT TO THE ATTENTION OF THE IMPLEMENTATION ENGINEER AND ARCHITECT/ENGINEER PRIOR TO BID SUBMITTAL.
13.

THE CONTRACTOR SHALL RECEIVE WRITTEN AUTHORIZATION TO PROCEED ON ANY WORK NOT CLEARLY DEFINED OR IDENTIFIED IN THE CONTRACT AND CONSTRUCTION DOCUMENTS BEFORE STARTING ANY WORK.
14.

ALL WORK PERFORMED AND MATERIALS INSTALLED SHALL BE IN STRICT ACCORDANCE WITH ALL APPLICABLE CODES, REGULATIONS, AND ORDINANCES, INCLUDING APPLICABLE MUNICIPAL AND UTILITY COMPANY SPECIFICATIONS.
15.

THE CONTRACTOR SHALL INSTALL ALL EQUIPMENT AND MATERIALS IN ACCORDANCE WITH MANUFACTURER RECOMMENDATIONS. IF THESE RECOMMENDATIONS ARE IN CONFLICT WITH THE CONTRACT AND CONSTRUCTION DOCUMENTS AND/OR APPLICABLE CODES OR REGULATIONS, REVIEW AND RESOLVE THE CONFLICT WITH DIRECTION FROM THE IMPLEMENTATION ENGINEER AND ARCHITECT/ENGINEER PRIOR TO PROCEEDING.
16.

THE CONTRACTOR SHALL BE SOLELY RESPONSIBLE FOR ALL CONSTRUCTION MEANS, METHODS, TECHNIQUES, SEQUENCES, AND PROCEDURES AND FOR COORDINATION OF ALL PORTIONS OF THE WORK UNDER THE CONTRACT INCLUDING CONTACT AND COORDINATION WITH THE IMPLEMENTATION ENGINEER AND WITH THE AUTHORIZED REPRESENTATIVE OF ANY OUTSIDE POLE OR PROPERTY OWNER.
17.

THE CONTRACTOR SHALL MAKE NECESSARY PROVISIONS TO PROTECT EXISTING IMPROVEMENTS, INCLUDING BUT NOT LIMITED TO PAVING, CURBS, VEGETATION, GALVANIZED SURFACE OR OTHER EXISTING ELEMENTS AND UPON COMPLETION OF THE WORK, REPAIR ANY DAMAGE THAT OCCURRED DURING CONSTRUCTION TO THE SATISFACTION OF EXTENET.
18.

CONTRACTOR IS TO KEEP THE GENERAL AREA CLEAN, HAZARD FREE, AND DISPOSE OF ALL DIRT, DEBRIS, RUBBISH, AND REMOVE EQUIPMENT NOT SPECIFIED AS REMAINING ON THE PROPERTY. LEAVE PREMISES IN CLEAN CONDITION DAILY.
19.

PLANS ARE INTENDED TO BE DIAGRAMMATIC ONLY AND SHOULD NOT BE SCALED UNLESS OTHERWISE NOTED. RELY ONLY ON ANNOTATED DIMENSIONS AND REQUEST INFORMATION IF ADDITIONAL DIMENSIONS ARE REQUIRED.
20.

THE EXISTENCE AND LOCATION OF UTILITIES AND OTHER AGENCY’S FACILITIES WERE OBTAINED BY A SEARCH OF AVAILABLE RECORDS. OTHER FACILITIES MAY EXIST. CONTRACTOR SHALL VERIFY LOCATIONS PRIOR TO START OF CONSTRUCTION AND USE EXTREME CARE AND PROTECTIVE MEASURES TO PREVENT DAMAGE TO THESE FACILITIES. CONTRACTOR IS RESPONSIBLE FOR THE PROTECTION OF UTILITIES OR OTHER AGENCY’S FACILITIES WITHIN THE LIMITS OF THE WORK. WHETHER THEY ARE IDENTIFIED IN THE CONTRACT DOCUMENTS OR NOT.
21.

THE CONTRACTOR SHALL NOTIFY UNDERGROUND SERVICE ALERT (800) 227–2600, AT LEAST TWO WORKING DAYS PRIOR TO THE START OF ANY EXCAVATION.

DEFINITIONS

1.

"TYPICAL" OR "TYP" MEANS THAT THIS ITEM IS SUBSTANTIALLY THE SAME ACROSS SIMILAR CONDITIONS. "TYP." SHALL BE UNDERSTOOD TO MEAN "TYPICAL WHERE OCCURS" AND SHALL NOT BE CONSIDERED AS WITHOUT EXCEPTION OR CONSIDERATION OF SPECIFIC CONDITIONS.
2.

"SIMILAR" MEANS COMPARABLE TO CHARACTERISTICS FOR THE CONDITION NOTED. VERIFY DIMENSIONS AND ORIENTATION ON PLAN.
3.

"AS REQUIRED" MEANS AS REQUIRED BY REGULATORY REQUIREMENTS, BY REFERENCED STANDARDS, BY EXISTING CONDITIONS, BY GENERALLY ACCEPTED CONSTRUCTION PRACTICE, OR BY THE CONTRACT DOCUMENTS.
4.

"ALIGN" MEANS ACCURATELY LOCATE FINISH FACES OF MATERIALS IN THE SAME PLANE.
5.

THE TERM "VERIFY" OR "V.I.F." SHALL BE UNDERSTOOD TO MEAN "VERIFY IN FIELD WITH ENGINEER" AND REQUIRES THAT THE CONTRACTOR CONFIRM INTENTION REGARDING NOTED CONDITION AND PROCEED ONLY AFTER RECEIVING DIRECTION.
6.

WHERE THE WORDS "OR EQUAL" OR WORDS OF SIMILAR INTENT FOLLOW A MATERIAL SPECIFICATION, THEY SHALL BE UNDERSTOOD TO REQUIRE SIGNED APPROVAL OF ANY DEVIATION TO SAID SPECIFICATION PRIOR TO CONTRACTOR'S ORDERING OR INSTALLATION OF SUCH PROPOSED EQUAL PRODUCT.
7.

FURNISH : SUPPLY ONLY, OTHERS TO INSTALL. INSTALL: INSTALL ITEMS FURNISHED BY OTHERS. PROVIDE: FURNISH AND INSTALL.

FIELD WELDING NOTES

1.

WELDING TO BE PERFORMED BY AWS CERTIFIED WELDER FOR THE TYPE OF AND POSITION INDICATED. ALL WORK MUST BE IN CONFORMANCE WITH LATEST EDITION OF AWS D1.1.
2.

GRIND SURFACES TO BE WELDED WITH A SILICON CARBIDE WHEEL PRIOR TO WELDING TO REMOVE ALL GALVANIZING WHICH MAY OTHERWISE BE CONSUMED IN THE WELD METAL. APPLY ANTI–SPATTER COMPOUND AFTER GRINDING.
3.

WELDING TECHNIQUE MUST MINIMIZE TEMPERATURE RISE ON THE INSIDE SURFACE OF THE POLE AND ALSO VOLATIZE ANY REMAINING ZINC WITHIN THE BASE METAL WITH MINIMUM SPATTER, USE AN E70 (LOW HYDROGEN) ELECTRODE. USE LARGEST DIAMETER ELECTRODE COMPATIBLE WITH WELDING POSITION AND MATERIAL THICKNESS. STRICTLY FOLLOW ALL MANUFACTURE’S INSTRUCTIONS FOR STORAGE AND USE OF ELECTRODES. AVOID REMOVING ELECTRODES FROM MANUFACTURE’S PACKAGING UNTIL READY FOR IMMEDIATE USE.
4.

WELDING MAY PRODUCE TOXIC FUMES. REFER TO ANSI STANDARD Z49.1 "SAFETY IN WELDING AND CUTTING" FOR PROPER PRECAUTIONS.

5.

UPON COMPLETION OF WELDING, APPLY GALV–A–STICK ZINC COATING TO ALL UNPROTECTED SURFACES. APPLY A SECOND LAYER OF COLD GALVANIZING SPRAY COMPOUND CONTAINING A MINIMUM ZINC CONTENT OF 95%. IF NECESSARY, APPLY A FINAL COAT OF COMPATIBLE PAINT TO MATCH SURROUNDING SURFACES.

ANTENNA MOUNTING

1.

DESIGN AND CONSTRUCTION OF ANTENNA SUPPORTS SHALL CONFORM TO CURRENT ANSI/TIA–222 OR APPLICABLE LOCAL CODES.
2.

ALL STEEL MATERIALS SHALL BE GALVANIZED AFTER FABRICATION IN ACCORDANCE WITH ASTM A123 "ZINC (HOT–DIP GALVANIZED) COATINGS ON IRON AND STEEL PRODUCTS", UNLESS NOTED OTHERWISE.
3.

ALL BOLTS, ANCHORS AND MISCELLANEOUS HARDWARE SHALL BE GALVANIZED IN ACCORDANCE WITH ASTM A153 "ZINC–COATING (HOT–DIP) ON IRON AND STEEL HARDWARE", UNLESS NOTED OTHERWISE.
4.

DAMAGED GALVANIZED SURFACES SHALL BE REPAIRED BY COLD GALVANIZING IN ACCORDANCE WITH ASTM A780.
5.

ALL ANTENNA MOUNTS SHALL BE INSTALLED WITH LOCK NUTS, DOUBLE NUTS AND SHALL BE TORQUED TO MANUFACTURER’S RECOMMENDATIONS.
6.

CONTRACTOR SHALL INSTALL ANTENNA PER MANUFACTURER’S RECOMMENDATION FOR INSTALLATION AND GROUNDING.
7.

PRIOR TO SETTING ANTENNA AZIMUTHS AND DOWNTILTS, ANTENNA CONTRACTOR SHALL CHECK THE ANTENNA MOUNT FOR TIGHTNESS AND ENSURE THAT THEY ARE PLUMB. ANTENNA AZIMUTHS SHALL BE SET FROM TRUE NORTH AND BE ORIENTED WITHIN +/- 5% AS DEFINED BY THE RFDS. ANTENNA DOWNTILTS SHALL BE WITHIN +/- 0.5% AS DEFINED BY THE RFDS.

TORQUE REQUIREMENTS

1.

ALL RF CONNECTIONS SHALL BE TIGHTENED BY A TORQUE WRENCH.
2.

ALL RF CONNECTIONS, GROUNDING HARDWARE AND ANTENNA HARDWARE SHALL HAVE A TORQUE MARK INSTALLED IN A CONTINUOUS STRAIGHT LINE FROM BOTH SIDES OF THE CONNECTION.

2.1.

RF CONNECTION BOTH SIDES OF THE CONNECTOR.

2.2.

GROUNDING AND ANTENNA HARDWARE ON THE NUT SIDE STARTING FROM THE THREADS TO THE SOLID SURFACE. EXAMPLE OF SOLID SURFACE: GROUND BAR, ANTENNA BRACKET METAL.

3.

ALL 8M ANTENNA HARDWARE SHALL BE TIGHTENED TO 9 LB–FT (12 NM).

4.

ALL 12M ANTENNA HARDWARE SHALL BE TIGHTENED TO 43 LB–FT (58 NM).

5.

ALL GROUNDING HARDWARE SHALL BE TIGHTENED UNTIL THE LOCK WASHER COLLAPSES AND THE GROUNDING HARDWARE IS NO LONGER LOOSE.

6.

ALL DIN TYPE CONNECTIONS SHALL BE TIGHTENED TO 18–22 LB–FT (24.4 – 29.8 NM).

7.

ALL N TYPE CONNECTIONS SHALL BE TIGHTENED TO 15–20 LB–IN (1.7 – 2.3 NM).
- ROW NODE POLE CONSTRUCTION NOTES
1.

ALL UTILITY POLES TO BE STEPPED IN ACCORDANCE WITH CALIFORNIA GENERAL ORDER 95, SECTION IX, 91.3.

2.

NO BOLT THREADS TO PROTRUDE MORE THAN 1–1/2" [.038M].

3.

FILL ALL HOLES LEFT IN POLE FROM REARRANGEMENT OF CLIMBERS.

4.

ALL CLIMB STEPS NEXT TO CONDUIT SHALL HAVE EXTENDED STEPS.

5.

90 SHORT SWEEPS UNDER ANTENNA ARM. ALL CABLES MUST ONLY TRANSITION ON THE INSIDE OR BOTTOM OF ARMS (NO CABLE ON TOP OF ARMS).

6.

USE 1/2" [.013M] CABLE ON ANTENNAS UNLESS OTHERWISE SPECIFIED.

7.

FILL VOID AROUND CABLES AT CONDUIT OPENING WITH FOAM SEALANT TO PREVENT WATER INTRUSION.

8.

AN ELECTROMAGNETIC EMITTANCE (EME) PLACARD SHALL BE AFFIXED TO THE POLE WHERE VISIBLE TO CRAFT WORKERS BETWEEN THE EQUIPMENT AND ANTENNA.

9.

PLACARDS STATING "POWER DISCONNECT PROCEDURES INSIDE SHROUD" SHALL BE PLACED INSIDE ANTENNA SHROUD AND ON EXTERIOR OF DISCONNECT.

10.

BUSS BAR CONNECTIONS SHALL BE DOUBLE LUGGED AND COATED IN NO–OX TO RESIST CORROSION.
- NODE SITE POWER SHUT DOWN PROCEDURES
4.

FOR NON EMERGENCY/SCHEDULED POWER SHUT DOWN:

4.1.

CALL EXTENET SYSTEMS NOC (NETWORK OPERATIONS CENTER) (866)892–5327

4.2.

24 HOURS PRIOR TO SCHEDULED POWER SHUT OFF

4.3.

PROVIDE THE FOLLOWING INFORMATION:

–

NOC SITE NUMBER IDENTIFIED ON SITE NUMBERING STICKER

–

YOUR NAME AND REASON FOR POWER SHUTOFF

–

PROVIDE DURATION OF OUTAGE

4.4.

UNLOCK DISCONNECT BOX, FLIP BOTH BREAKERS TO THE OFF POSITION

4.5.

POWER SHUT OFF VERIFICATION WITH APPROVED PG&E PROCEDURES

4.6.

NOTIFY EXTENET NOC UPON COMPLETION OF WORK

4.7.

RE–INSTALL LOCK ON DISCONNECT BOX

5.

FOR EMERGENCY POWER SHUT OFF:

5.1.

CALL EXTENET SYSTEMS NOC (NETWORK OPERATIONS CENTER) (866)892–5327

5.2.

PROVIDE THE FOLLOWING INFORMATION:

–

NOC SITE NUMBER IDENTIFIED ON SITE NUMBERING STICKER

–

YOUR NAME AND REASON FOR POWER SHUTOFF

–

PROVIDE DURATION OF OUTAGE

5.3.

UNLOCK DISCONNECT BOX, FLIP BOTH BREAKERS TO THE OFF POSITION

5.4.

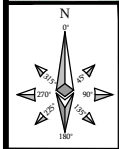
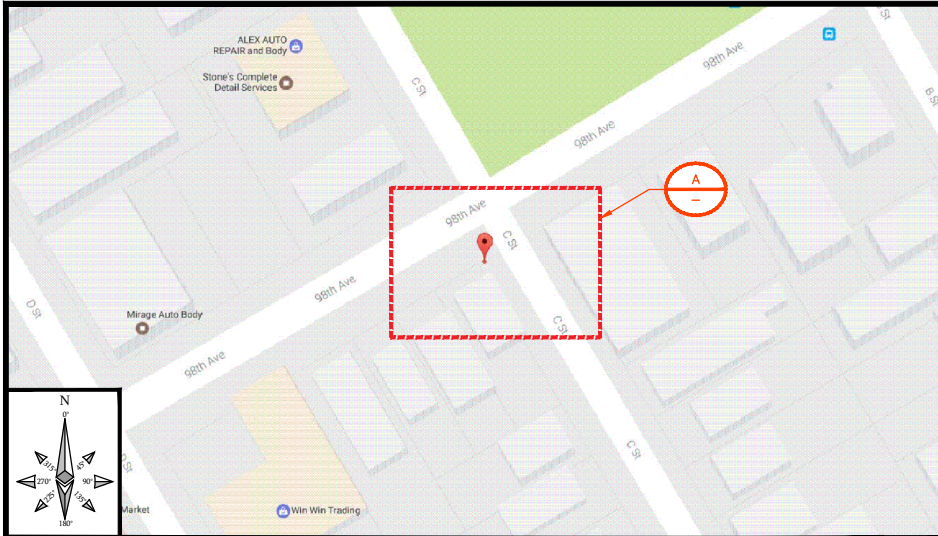
POWER SHUT OFF VERIFICATION WITH APPROVED PG&E PROCEDURES

5.5.

NOTIFY EXTENET NOC UPON COMPLETION OF WORK

5.6.

RE–INSTALL LOCK ON DISCONNECT BOX
- LEGEND
- EXOTHERMIC CONNECTION
- MECHANICAL CONNECTION
- CHEMICAL ELECTROLYTIC GROUNDING SYSTEM
- TEST CHEMICAL ELECTROLYTIC GROUNDING SYSTEM
- EXOTHERMIC WITH INSPECTION SLEEVE
- GROUNDING BAR
- GROUND ROD
- TEST GROUND ROD WITH INSPECTION SLEEVE
- CHAINLINK FENCE
- WOOD/WROUGHT IRON FENCE
- WALL STRUCTURE
- LEASE AREA
- PROPERTY LINE (PL)
- SETBACKS
- WATER LINE
- UNDERGROUND POWER
- UNDERGROUND TELCO
- UNDERGROUND FIBER
- OVERHEAD POWER
- OVERHEAD TELCO
- UNDERGROUND TELCO/POWER
- ABOVE GROUND POWER
- ABOVE GROUND TELCO
- ABOVE GROUND TELCO/POWER
- SECTION REFERENCE
- DETAIL REFERENCE
- The legend displays symbols for various construction elements: exothermic and mechanical connections (solid and hollow circles), chemical and test chemical electrolytic grounding systems (circles with a cross), exothermic with inspection sleeve (circle with a cross and a dot), grounding bar (solid line), ground rod (line with a solid circle), test ground rod with inspection sleeve (line with a solid circle and a dot), chainlink fence (line with 'x' markers), wood/wrought iron fence (line with square markers), wall structure (hatched area), lease area (dashed line), property line (PL) (long dashed line), setbacks (short dashed line), water line (line with 'W' markers), underground power (line with 'UGP' markers), underground telco (line with 'UGT' markers), underground fiber (line with 'UGF' markers), overhead power (line with 'OHP' markers), overhead telco (line with 'OHT' markers), underground telco/power (line with 'UGT/P' markers), above ground power (line with 'AGP' markers), above ground telco (line with 'AGT' markers), and above ground telco/power (line with 'AGT/P' markers).
- The section reference symbol consists of a line with a circle containing 'XX' and 'X-X' at the end. The detail reference symbol consists of a circle with 'XX' and 'X-X' inside.
- The logo features a shovel hitting a pipe, with a warning sign that reads "UNDERGROUND SERVICE ALERT".
- UNDERGROUND
SERVICE ALERT
UTILITIES PROTECTION CENTER, INC.
811
- 48 HOURS BEFORE YOU DIG
- The logo for extenet SYSTEMS, with the tagline "mConnectivity Everywhere".
- INTERNAL REVIEW
- | | |
|------------------------|------|
| CONSTRUCTION SIGNATURE | DATE |
| RF SIGNATURE | DATE |
| REAL ESTATE SIGNATURE | DATE |
- The logo for Black & Veatch, featuring a stylized 'BV' monogram.
- BLACK & VEATCH**
- BLACK & VEATCH CORPORATION
2999 OAK ROAD
SUITE 490
WALNUT CREEK, CA 94597
- THESE DRAWINGS ARE COPYRIGHTED AND ARE THE PROPERTY OF BLACK & VEATCH; PRODUCED SOLELY FOR THE USE OF OUR CLIENT. ANY REPRODUCTION OR USE OF THE INFORMATION CONTAINED WITHIN SAID DRAWINGS IS PROHIBITED WITHOUT WRITTEN CONSENT BY BLACK & VEATCH.
- | | | |
|-------------|----------|------------|
| PROJECT NO. | DRAWN BY | CHECKED BY |
| 192417.4874 | WHN | AJF |
- | | | |
|-----|----------|-------------------|
| E | 03/20/18 | ISSUED FOR ZONING |
| D | 02/20/18 | ISSUED FOR REVIEW |
| C | 10/08/17 | ISSUED FOR REVIEW |
| B | 08/23/17 | ISSUED FOR REVIEW |
| REV | DATE | DESCRIPTION |
- PRELIMINARY
- IT IS A VIOLATION OF LAW FOR ANY PERSON, UNLESS THEY ARE ACTING UNDER THE DIRECTION OF A LICENSED PROFESSIONAL ENGINEER, TO ALTER THIS DOCUMENT.
- EXTENET SYSTEMS (CA) LLC
2000 CROW CANYON PL.
SUITE 210
SAN RAMON, CA 94583
- 07491B
ADJACENT TO (IN PROW)
1134 98TH AVENUE
OAKLAND, CA 94603
- SHEET TITLE
GENERAL NOTES
AND LEGEND
- SHEET NUMBER
- GN-1**
- GENERAL NOTES AND LEGENDS



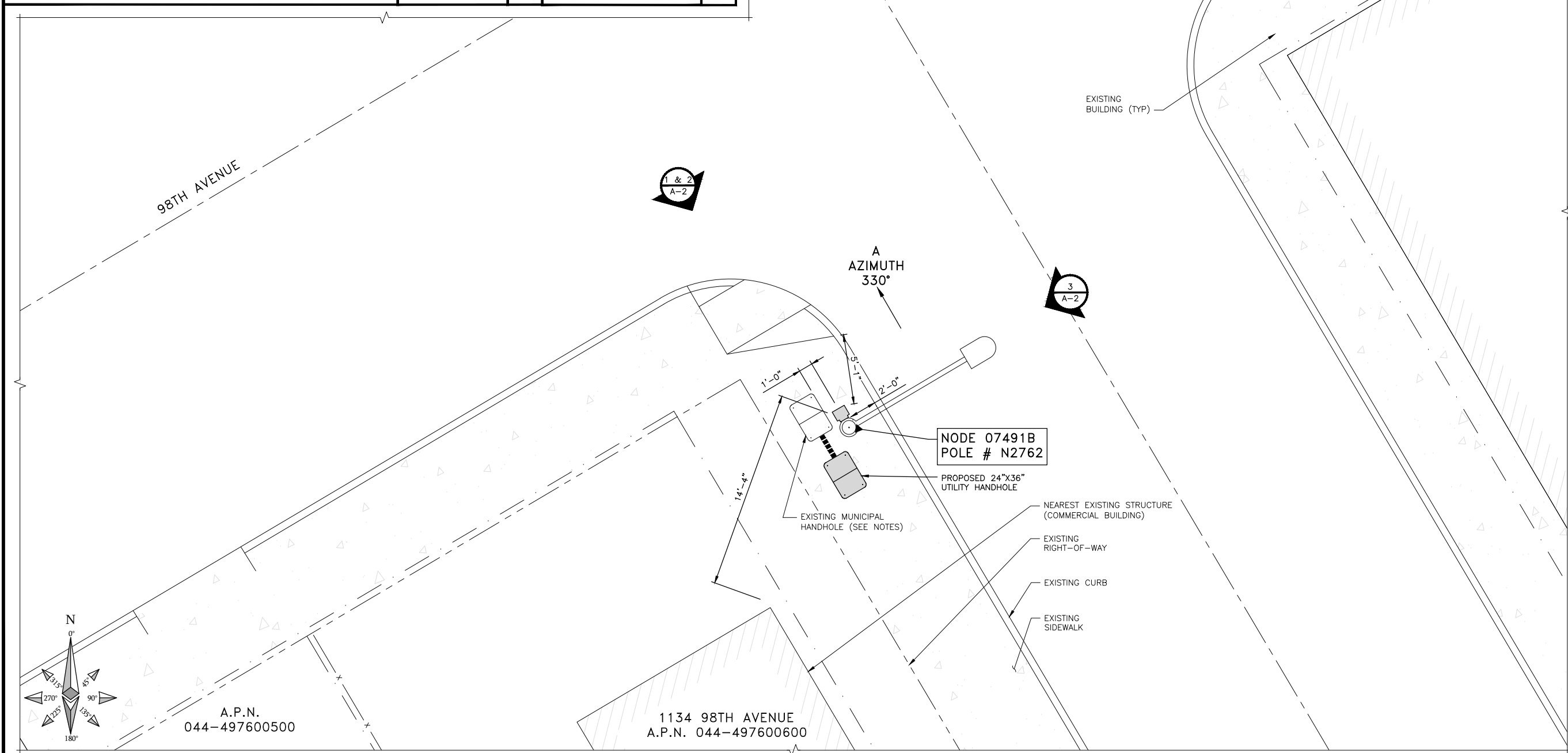
SITE PLAN MAP

NO SCALE

1

SITE PHOTO

2



THIS DRAWING IS
NOT A SITE SURVEY

THE PURPOSE OF THIS DRAWING IS
TO SHOW HOW THE DEVELOPED SITE
RELATES TO THE PARENT PARCEL AND
ADJACENT PROPERTIES. R.O.W.
MEASUREMENTS ARE APPROXIMATIONS.

- NOTES
1. EXTENET TO UTILIZE EXISTING CITY
OF OAKLAND STREETLIGHT
ELECTRICAL DUCT STRUCTURE TO
NEAREST COMMERCIAL POWER
CONNECTION POINT.
 - OR
 2. EXTENET TO BRING COMMERCIAL
POWER AND FIBER OPTIC CABLE TO
CITY OF OAKLAND STREETLIGHT
ELECTRICAL BOX SERVING SPECIFIED
EXISTING CITY OF OAKLAND
STREETLIGHT AND UTILIZE EXISTING
CONDUIT CONNECTION BETWEEN THE
ELECTRIC BOX AND STREETLIGHT.



INTERNAL REVIEW	
CONSTRUCTION SIGNATURE	DATE
RF SIGNATURE	DATE
REAL ESTATE SIGNATURE	DATE


BLACK & VEATCH

BLACK & VEATCH CORPORATION
2999 OAK ROAD
SUITE 490
WALNUT CREEK, CA 94597

THESE DRAWINGS ARE COPYRIGHTED AND
ARE THE PROPERTY OF BLACK & VEATCH;
PRODUCED SOLELY FOR THE USE OF OUR
CLIENT. ANY REPRODUCTION OR USE OF THE
INFORMATION CONTAINED WITHIN SAID
DRAWINGS IS PROHIBITED WITHOUT
WRITTEN CONSENT BY BLACK & VEATCH.

PROJECT NO.	DRAWN BY	CHECKED BY
192417.4874	WHN	AJF

REV	DATE	DESCRIPTION
E	03/20/18	ISSUED FOR ZONING
D	02/20/18	ISSUED FOR REVIEW
C	10/08/17	ISSUED FOR REVIEW
B	08/23/17	ISSUED FOR REVIEW

PRELIMINARY

IT IS A VIOLATION OF LAW FOR ANY PERSON,
UNLESS THEY ARE ACTING UNDER THE DIRECTION
OF A LICENSED PROFESSIONAL ENGINEER,
TO ALTER THIS DOCUMENT.

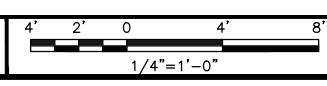
EXTENET SYSTEMS (CA) LLC
2000 CROW CANYON PL.
SUITE 210
SAN RAMON, CA 94583

07491B
ADJACENT TO (IN PROW)
1134 98TH AVENUE
OAKLAND, CA 94603

SHEET TITLE
OVERALL SITE PLAN

SHEET NUMBER
A-1

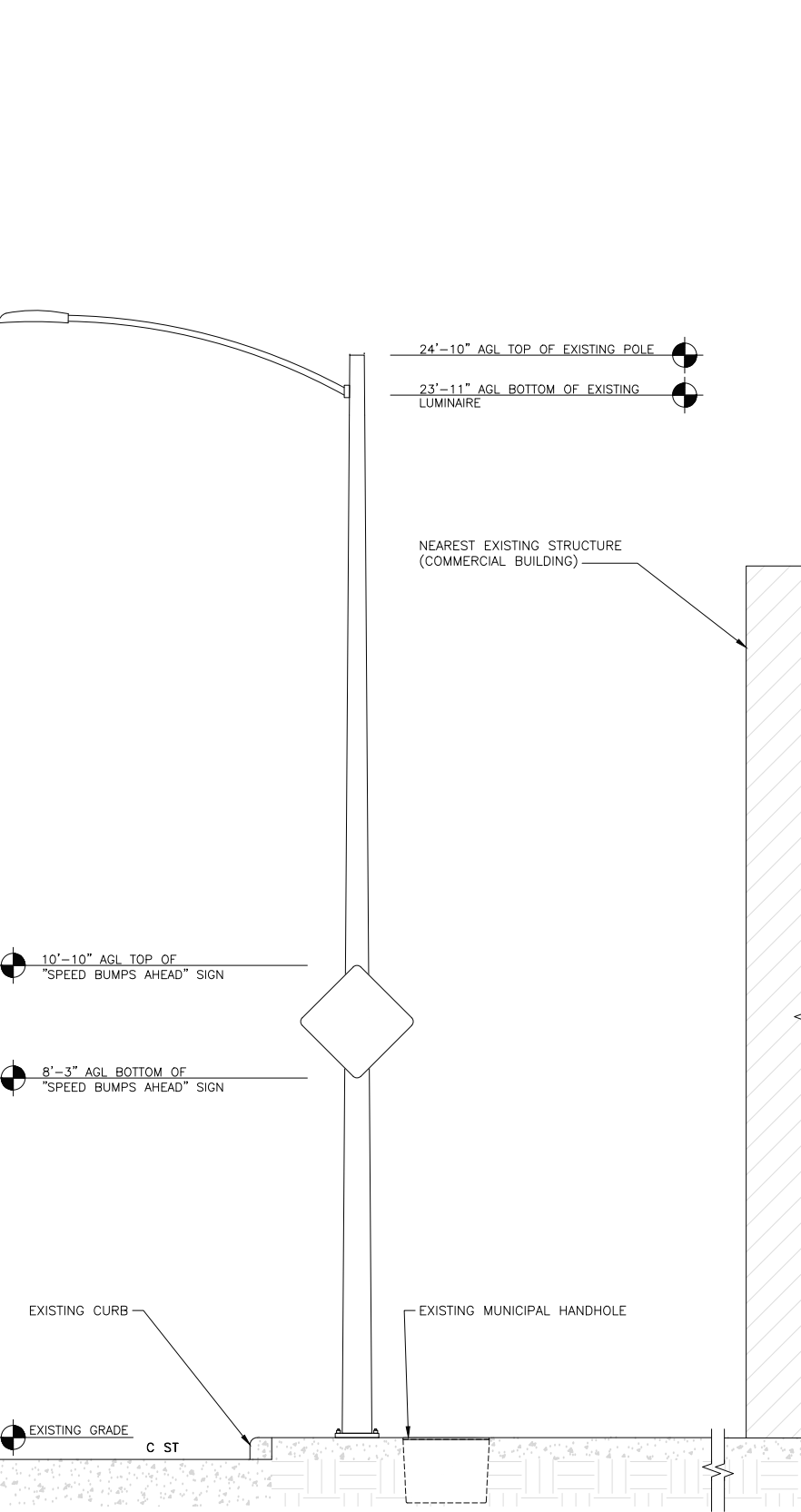
OVERALL SITE PLAN



A

STRUCTURAL NOTE

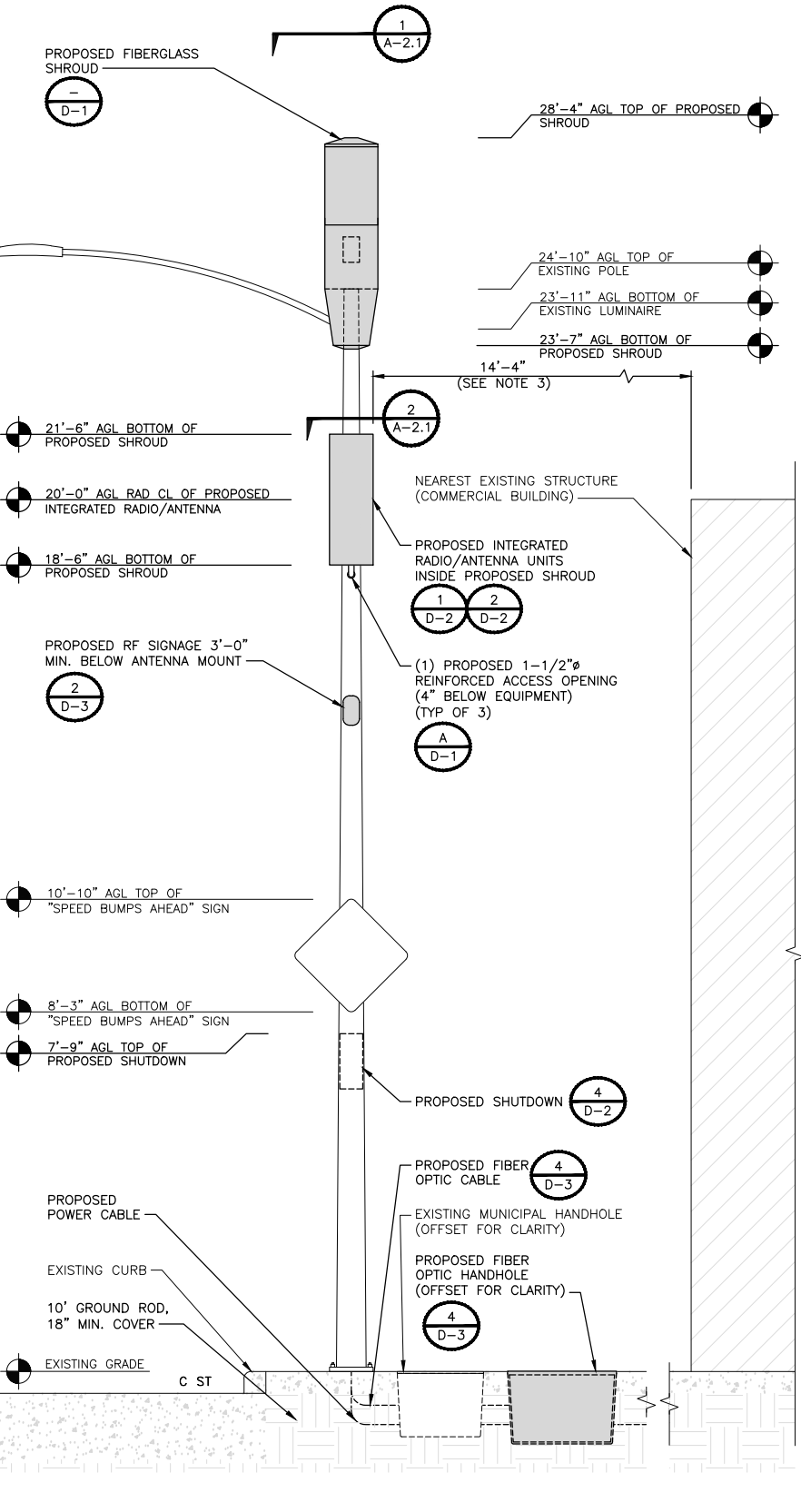
THESE DRAWINGS HAVE BEEN CREATED BASED ON THE ASSUMPTION THAT THE STRUCTURE HAS SUFFICIENT CAPACITY TO SUPPORT THE PROPOSED LOADING. IT IS THE RESPONSIBILITY OF THE CONSULTING ENGINEER TO CONFIRM THAT THE PROPOSED LOADING IS WITHIN THE ORIGINAL DESIGN CAPACITY OF THE STRUCTURE.



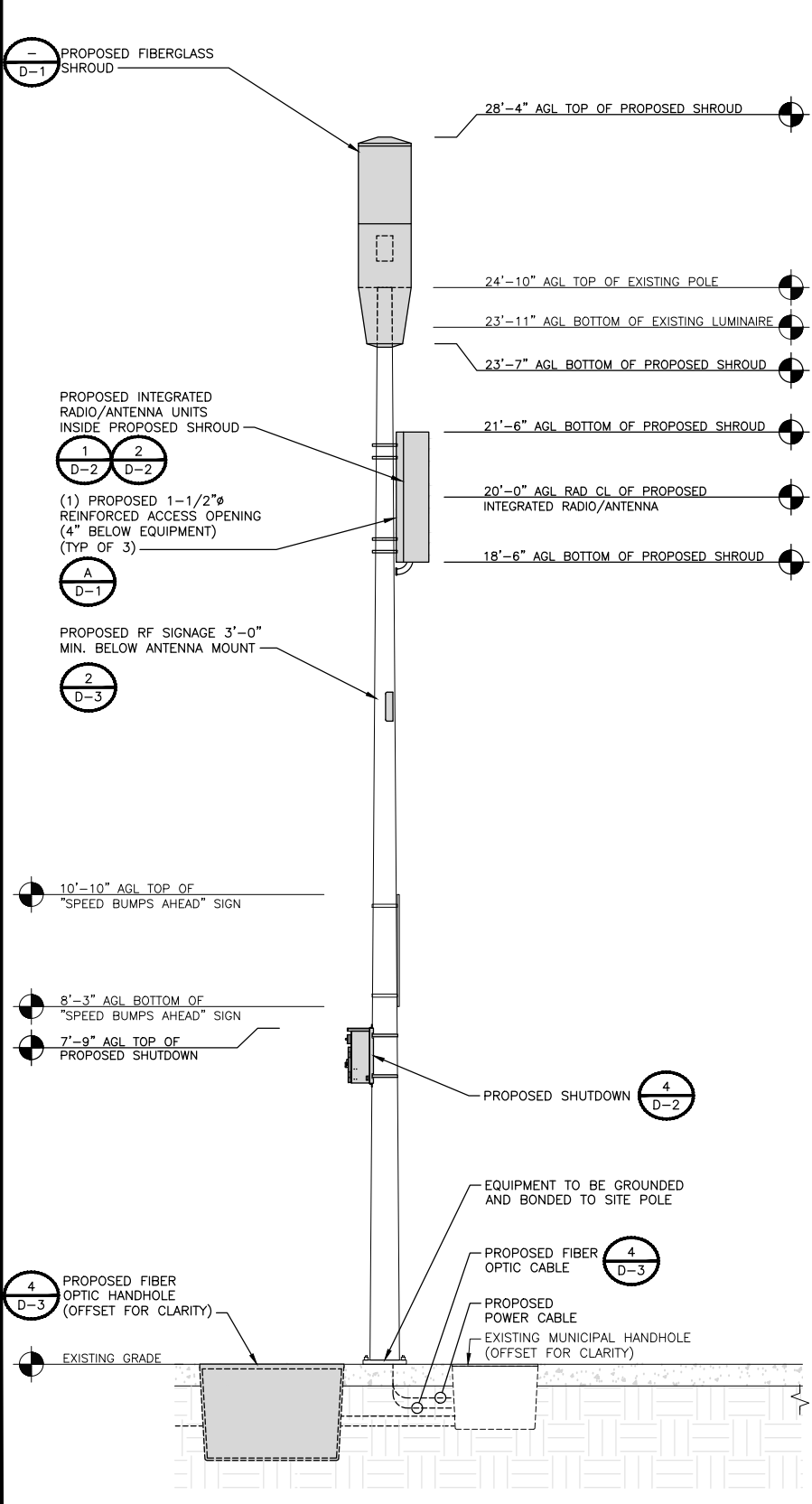
EXISTING SOUTHWEST ELEVATION

NOTES

1. SEE SHEET GN-1 ROW UTILITY POLE CONSTRUCTION NOTES FOR ADDITIONAL INFORMATION
2. ALL PROPOSED/ANCILLARY EQUIPMENT TO BE PAINTED TO MATCH EXISTING POLE.
3. DISTANCE FROM ANTENNA FACE TO NEAREST BUILDING (1134 98TH AVENUE). SEE SHEET A-1 FOR ORIENTATION.
4. ANTENNA SHROUD NOT ENTIRELY SHOWN FOR CLARITY.



PROPOSED SOUTHWEST ELEVATION



PROPOSED NORTHWEST ELEVATION



INTERNAL REVIEW

CONSTRUCTION SIGNATURE DATE

RF SIGNATURE DATE

REAL ESTATE SIGNATURE DATE



BLACK & VEATCH

BLACK & VEATCH CORPORATION
2999 OAK ROAD
SUITE 490
WALNUT CREEK, CA 94597

THESE DRAWINGS ARE COPYRIGHTED AND ARE THE PROPERTY OF BLACK & VEATCH; PRODUCED SOLELY FOR THE USE OF OUR CLIENT. ANY REPRODUCTION OR USE OF THE INFORMATION CONTAINED WITHIN SAID DRAWINGS IS PROHIBITED WITHOUT WRITTEN CONSENT BY BLACK & VEATCH.

PROJECT NO.	DRAWN BY	CHECKED BY
192417.4874	WHN	AJF

REV	DATE	DESCRIPTION
E	03/20/18	ISSUED FOR ZONING
D	02/20/18	ISSUED FOR REVIEW
C	10/08/17	ISSUED FOR REVIEW
B	08/23/17	ISSUED FOR REVIEW

PRELIMINARY

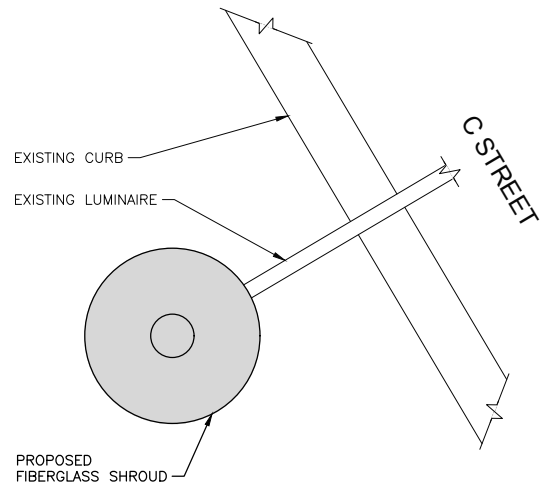
IT IS A VIOLATION OF LAW FOR ANY PERSON, UNLESS THEY ARE ACTING UNDER THE DIRECTION OF A LICENSED PROFESSIONAL ENGINEER, TO ALTER THIS DOCUMENT.

EXTENET SYSTEMS (CA) LLC
2000 CROW CANYON PL.
SUITE 210
SAN RAMON, CA 94583

07491B
ADJACENT TO (IN PROW)
1134 98TH AVENUE
OAKLAND, CA 94603

SHEET TITLE
POLE ELEVATIONS

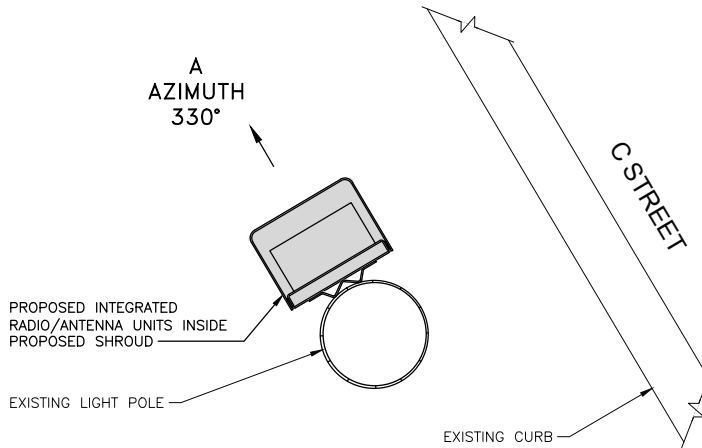
SHEET NUMBER
A-2



POLETOP SPACE PLAN VIEW

NO SCALE

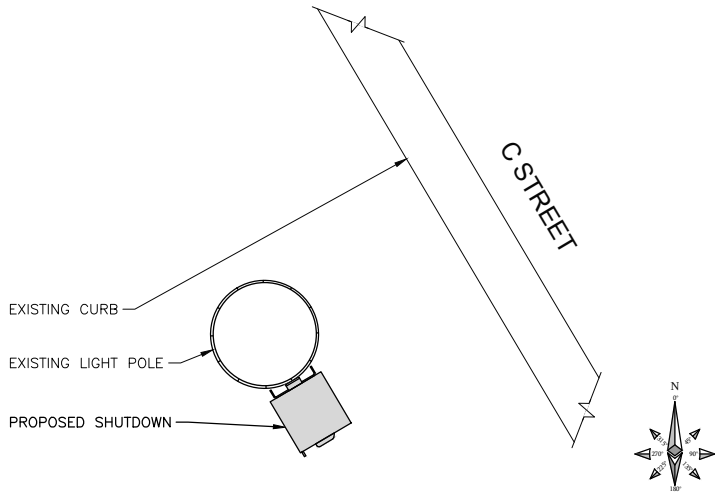
1



RADIO SPACE PLAN VIEW

NO SCALE

2



EQUIPMENT SPACE PLAN VIEW

NO SCALE

3



INTERNAL REVIEW	
CONSTRUCTION SIGNATURE	DATE
RF SIGNATURE	DATE
REAL ESTATE SIGNATURE	DATE



BLACK & VEATCH

BLACK & VEATCH CORPORATION
2999 OAK ROAD
SUITE 490
WALNUT CREEK, CA 94597

THESE DRAWINGS ARE COPYRIGHTED AND ARE THE PROPERTY OF BLACK & VEATCH; PRODUCED SOLELY FOR THE USE OF OUR CLIENT. ANY REPRODUCTION OR USE OF THE INFORMATION CONTAINED WITHIN SAID DRAWINGS IS PROHIBITED WITHOUT WRITTEN CONSENT BY BLACK & VEATCH.

PROJECT NO.	DRAWN BY	CHECKED BY
192417.4874	WHN	AJF

REV	DATE	DESCRIPTION
E	03/20/18	ISSUED FOR ZONING
D	02/20/18	ISSUED FOR REVIEW
C	10/08/17	ISSUED FOR REVIEW
B	08/23/17	ISSUED FOR REVIEW

PRELIMINARY

IT IS A VIOLATION OF LAW FOR ANY PERSON, UNLESS THEY ARE ACTING UNDER THE DIRECTION OF A LICENSED PROFESSIONAL ENGINEER, TO ALTER THIS DOCUMENT.

EXTENET SYSTEMS (CA) LLC
2000 CROW CANYON PL.
SUITE 210
SAN RAMON, CA 94583

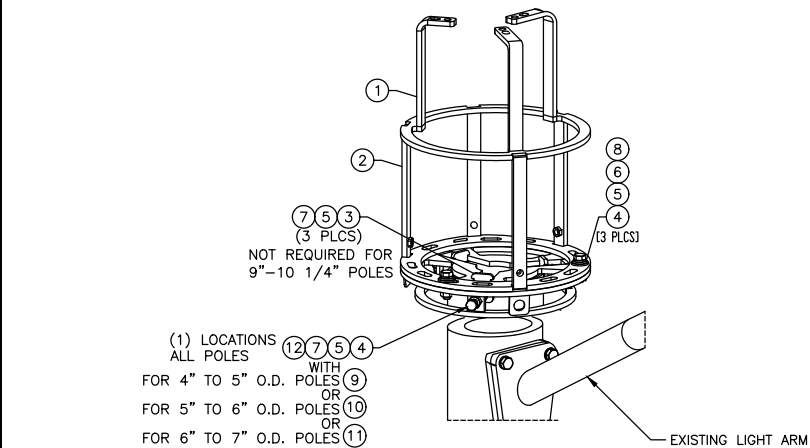
07491B
ADJACENT TO (IN PROW)
1134 98TH AVENUE
OAKLAND, CA 94603

SHEET TITLE

RISER DETAILS

SHEET NUMBER

A-2.1

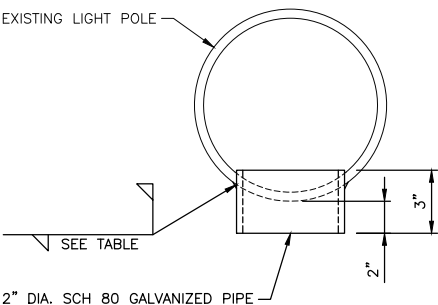


ITEM #	PART #	DESCRIPTION	QTY.	UNIT WT. (lbs)
CLAMP-ON BRACKET PARTS				
1	WIA-1185	3/8" x 1'-1 7/8" O.D. A36, TOP MOUNT W/DMNT	1	18.1
2	WIA-1194	3/8" x 13 7/8" O.D. A36, TOP CAP W/DMNT	1	13.9
3	PL-1655	1/4"x1 5/8"x2 1/8" A36, PLATE	3	0.2
SHROUD PARTS				
4	WIA-1193	14GA. x 1 1/4" TD x 1 1/4" BD x 15 9/16" A569, SKIRT	2	7.6
5	14.25R17.625	14 1/4" O.D. x 17 5/8" FIBERGLASS SHROUD HALF	2	2
6	142094	11GA. x 1 1/2" x 2 15/16" A36, FORMED PLATE	4	0.1
HARDWARE				
7	70399	1/4"Ø x 3/4" SS, CNTR SUNK SOCKET HD SCREW	8	0.01
8	55500	1/4-20 U-STYLE SPEED NUT	8	0.02
9	91137	3/8"Ø x 1" ROUND HEAD SLOTTED NYLON SCREW	4	0.01
10	70428	3/8"Ø x 1 1/4" S.S. COUNTERSUNK SOCKET HD SCREW	12	0.01
11	55510	3/8-16 SPEED NUT	4	0.04
12	71011	1/2"Ø x 1 1/2" S.S. BOLT	2	0.1
13	71012F	1/2"Ø x 1 3/4" S.S. FULLY THD'D BOLT	3	0.1
14	71013F	1/2"Ø x 2" S.S. FULLY THD'D BOLT	2	0.2
15	71015F	1/2"Ø x 2 1/2" S.S. FULLY THD'D BOLT	2	0.2
16	71052F	1/2"Ø x 3" S.S. FULLY THD'D BOLT	2	0.2
17	71051F	1/2"Ø x 3 1/2" S.S. FULLY THD'D BOLT	2	0.2
18	71053F	1/2"Ø x 4" S.S. FULLY THD'D BOLT	2	0.3
19	80333	1/2"Ø x 6" S.S. THREADED ROD	1	0.3
20	44005	1/2"Ø NYLON FLAT WASHER	3	0.01
21	40027	1/2"Ø x 1.032" O.D. x 12" S.S. FLAT WASHER	4	0.02
22	43020	1/2"Ø S.S. LOCK WASHER	7	0.01
23	52005	1/2"Ø S.S. JAM NUT	5	0.04
TOTAL GALV. WT.				126

<u>CLAMP-ON BRACKET</u>	NO SCALE	2	<u>EQUIPMENT TABLE</u>	NO SCALE	3
-------------------------	----------	---	------------------------	----------	---

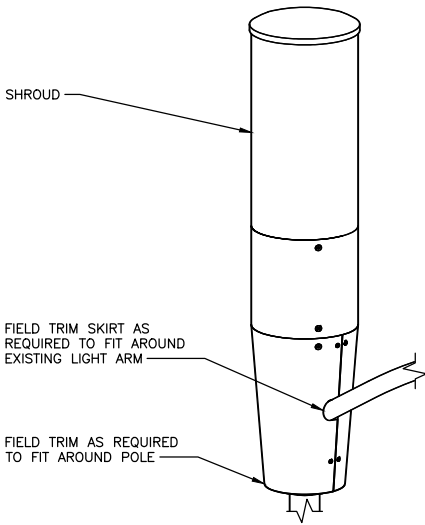
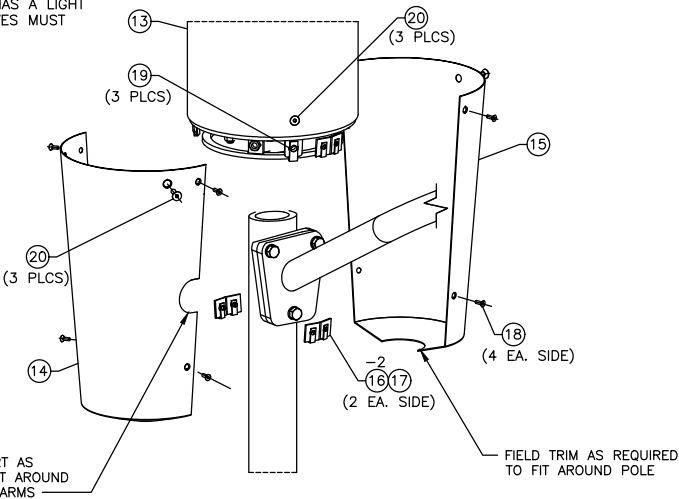
MINIMUM SIZE OF FILLET WELDS	
MATERIAL THICKNESS OF THICKER PART JOINED (IN.)	MINIMUM SIZE OF FILLET WELD* (IN.)
TO $\frac{1}{4}$ INCLUSIVE	$\frac{1}{8}$
OVER $\frac{1}{4}$ TO $\frac{1}{2}$	$\frac{3}{16}$
OVER $\frac{1}{2}$ TO $\frac{3}{4}$	$\frac{1}{4}$
OVER $\frac{3}{4}$	$\frac{5}{16}$

*LEG DIMENSION OF FILLET WELDS. SINGLE-PASS WELDS MUST BE USED.



VERTICAL ACCESS PORT DETAIL	NO SCALE	4
-----------------------------	----------	---

IF EXISTING POLE HAS A LIGHT
ARM, SHROUD HALVES MUST
BE FIELD CUT.



SHROUD ASSEMBLY (AS ASSEMBLED)	NO SCALE	6	NOT USED	NO SCALE	7
--------------------------------	----------	---	----------	----------	---



INTERNAL REVIEW

CONSTRUCTION SIGNATURE	DATE
------------------------	------

RF SIGNATURE _____ DATE _____

REAL ESTATE SIGNATURE	DATE
-----------------------	------



BLACK & VEATCH

BLACK & VEATCH CORPORATION
2999 OAK ROAD
SUITE 490
WALNUT CREEK, CA 94597

THESE DRAWINGS ARE COPYRIGHTED AND ARE THE PROPERTY OF BLACK & VEATCH; PRODUCED SOLELY FOR THE USE OF OUR CLIENT. ANY REPRODUCTION OR USE OF THE INFORMATION CONTAINED WITHIN SAID DRAWINGS IS PROHIBITED WITHOUT WRITTEN CONSENT BY BLACK & VEATCH.

PROJECT NO.	DRAWN BY	CHECKED BY
192417.4874	WHN	AJF

E	03/20/18	ISSUED FOR ZONING
D	02/20/18	ISSUED FOR REVIEW
C	10/08/17	ISSUED FOR REVIEW
B	08/23/17	ISSUED FOR REVIEW
REV	DATE	DESCRIPTION

PRELIMINARY

IT IS A VIOLATION OF LAW FOR ANY PERSON,
UNLESS THEY ARE ACTING UNDER THE DIRECTION
OF A LICENSED PROFESSIONAL ENGINEER,
TO ALTER THIS DOCUMENT.

EXTENET SYSTEMS (CA) LLC
2000 CROW CANYON PL.
SUITE 210
SAN RAMON, CA 94583

07491B
ADJACENT TO (IN PROW)
1134 98TH AVENUE
OAKLAND, CA 94603

SHEET TITLE

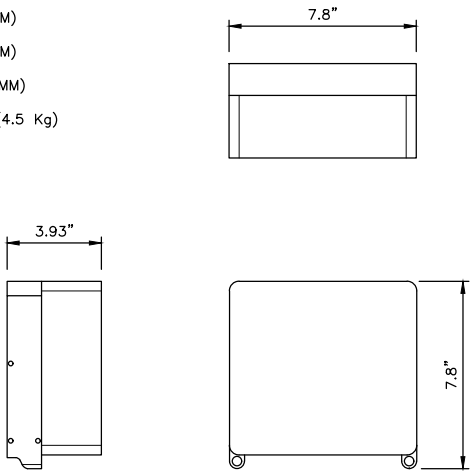
EQUIPMENT DETAILS

SHEET NUMBER

D-1

ERICSSON RRUS-2203/5

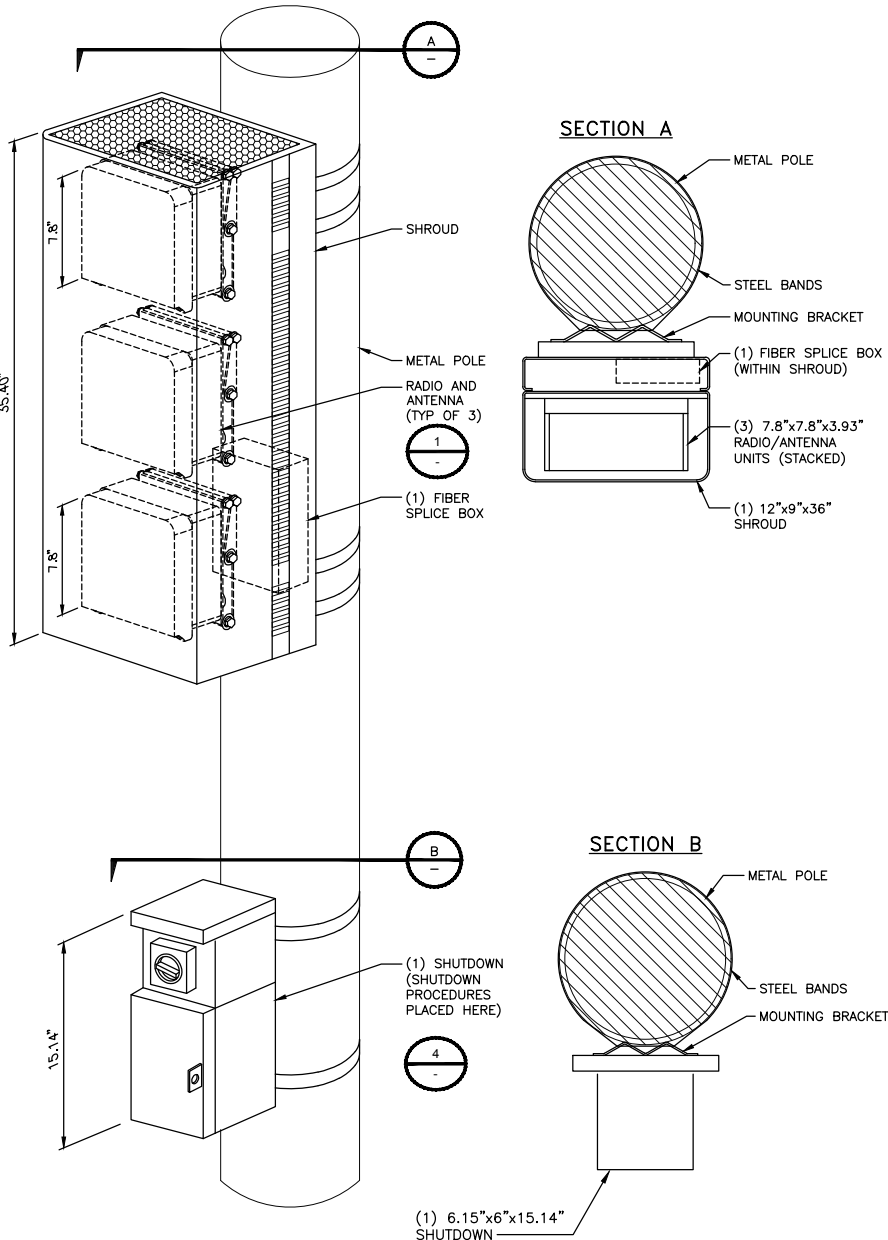
LENGTH: 7.8" (200MM)
WIDTH: 7.8" (200MM)
DEPTH: 3.93" (100MM)
TOTAL WEIGHT (WITHOUT BRACKETS): <9.9 LBS (4.5 Kg)



RADIO UNIT SPECIFICATIONS

NO SCALE

1



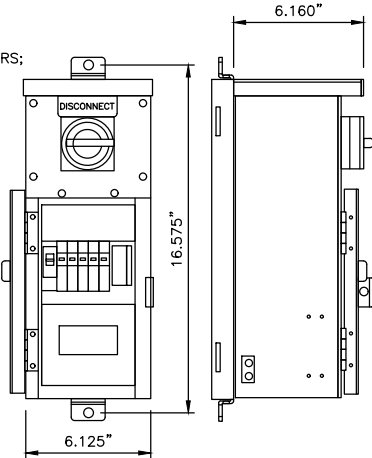
EQUIPMENT MOUNTING DETAIL

NO SCALE

3

LOAD CENTER SPECIFICATIONS

DIMENSIONS, WxDxH: 6.15"x6.00"x15.14"
OPERATING VOLTAGE: 120 VAC
MAIN BREAKER: 20-40 amps
NUMBER OF BREAKERS: MAX OF (5) BREAKERS: 0-20 amp
POWER INPUT WIRE SIZE: #14-#2 awg
POWER OUTPUT WIRE SIZE: #20-#2 awg
TOTAL WEIGHT: 12 lbs



SHUTDOWN SPECIFICATIONS

NO SCALE

4

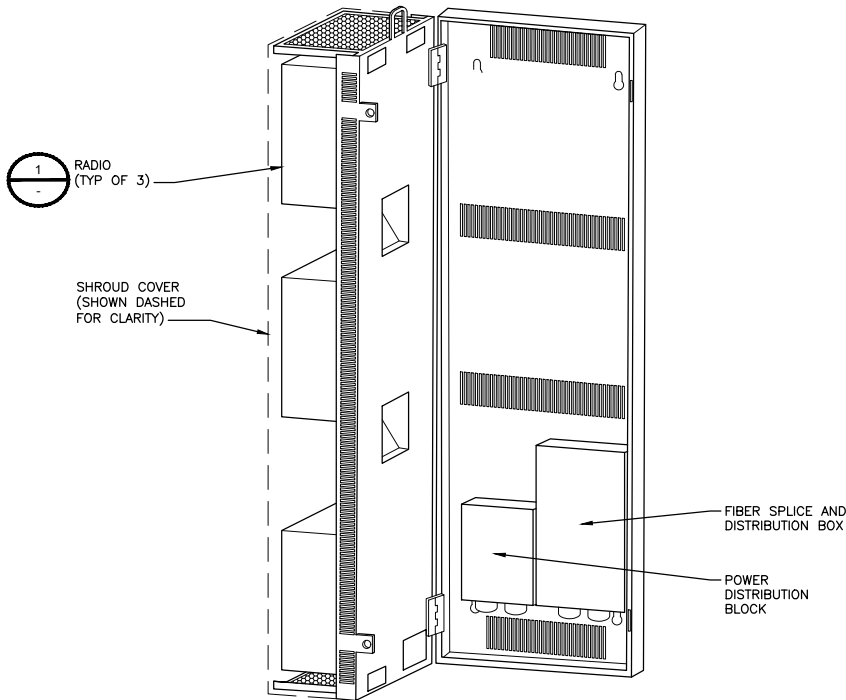
NOT USED

NO SCALE

5

ERICSSON SMALL CELL SHROUD

DEPTH: 9" (229 MM)
HEIGHT: 35.4" (899 MM)
WIDTH: 11.67" (296 MM)
WEIGHT: 90 LBS (40.5 KG)



NOT USED

NO SCALE

2

RADIO SHROUD SPECIFICATIONS

NO SCALE

6



INTERNAL REVIEW

CONSTRUCTION SIGNATURE DATE

RF SIGNATURE DATE

REAL ESTATE SIGNATURE DATE



BLACK & VEATCH

BLACK & VEATCH CORPORATION
2999 OAK ROAD
SUITE 490
WALNUT CREEK, CA 94597

THESE DRAWINGS ARE COPYRIGHTED AND ARE THE PROPERTY OF BLACK & VEATCH; PRODUCED SOLELY FOR THE USE OF OUR CLIENT. ANY REPRODUCTION OR USE OF THE INFORMATION CONTAINED WITHIN SAID DRAWINGS IS PROHIBITED WITHOUT WRITTEN CONSENT BY BLACK & VEATCH.

PROJECT NO.	DRAWN BY	CHECKED BY
192417.4874	WHN	AJF

REV	DATE	DESCRIPTION
E	03/20/18	ISSUED FOR ZONING
D	02/20/18	ISSUED FOR REVIEW
C	10/08/17	ISSUED FOR REVIEW
B	08/23/17	ISSUED FOR REVIEW

PRELIMINARY

IT IS A VIOLATION OF LAW FOR ANY PERSON, UNLESS THEY ARE ACTING UNDER THE DIRECTION OF A LICENSED PROFESSIONAL ENGINEER, TO ALTER THIS DOCUMENT.

EXTENET SYSTEMS (CA) LLC
2000 CROW CANYON PL.
SUITE 210
SAN RAMON, CA 94583

07491B
ADJACENT TO (IN PROW)
1134 98TH AVENUE
OAKLAND, CA 94603

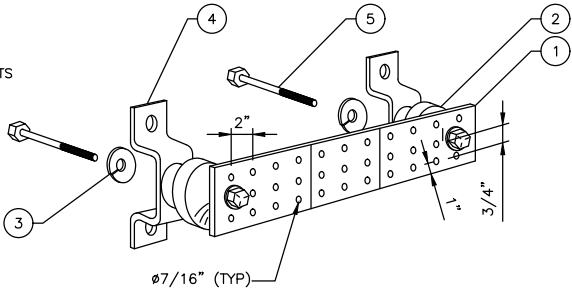
SHEET TITLE
EQUIPMENT DETAILS

SHEET NUMBER

D-2

LEGEND

1. COPPER TINNED GROUND BAR HOLE CENTERS TO MATCH NEMA DOUBLE LUG CONFIGURATION
2. INSULATORS
3. 5/8" LOCKWASHERS
4. WALL MOUNTING BRACKETS
5. 5/8"-11 X 1" H.H.C.S. BOLTS



GROUND BAR DETAIL

NO SCALE

1

RF SIGNAGE DETAILS

NO SCALE

2

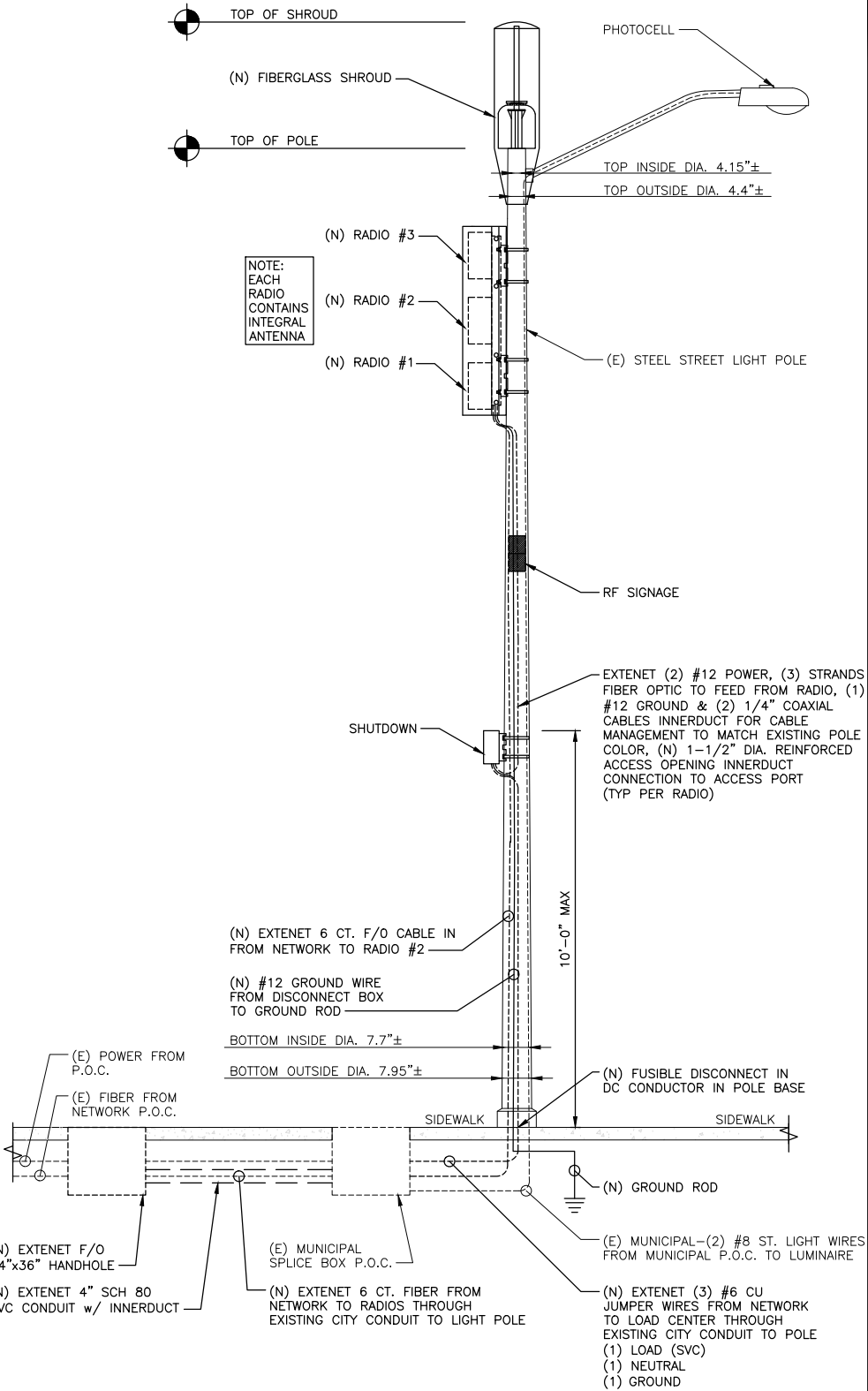
NOTES

1. EXTENET TO INSTALL SIGNS PER G095 RULE 94.5 APPENDIX H, EXHIBIT A: AT NODE/ANTENNA POLE.
2. SPECIFIC EME PLACARD WILL BE PLACED AFTER EME REPORT.



NOTES

1. IF THE CONDUIT FROM THE CITY PULL BOX IS INADEQUATE TO PROVIDE ADDITIONAL CAPACITY FOR EXTENET CABLING, EXTENET CONTRACTOR SHALL UPGRADE THE CONDUIT TO A SIZE THAT WILL ACCOMMODATE THE INCREASED CABLING.
2. IF THE POLE BASE IS INADEQUATE TO PROVIDE ADDITIONAL CAPACITY FOR EXTENET CABLING, EXTENET CONTRACTOR SHALL REPLACE THE POLE BASE TO A SIZE THAT WILL ACCOMMODATE THE INCREASED CABLING.
3. WHEN A SITUATION ARISES WHERE THE EXISTING SHARED STREET LIGHT CONDUIT FROM THE CITY PULL BOX TO THE STREET LIGHT IS INADEQUATE FOR THE CITY'S OPERATIONS, THE EXTENET FACILITY MUST BE REMOVED BY EXTENET.



TMO 360
Option 12C
Integrated Radio antennas

NO External antenna connected to radios; radios will be using the integrated antenna that is part of the radio box itself



ANTENNA CONFIGURATION

NO SCALE

3

TYPICAL STEEL STREETLIGHT SITE CONFIGURATION

NO SCALE

4



INTERNAL REVIEW

CONSTRUCTION SIGNATURE DATE

RF SIGNATURE DATE

REAL ESTATE SIGNATURE DATE



BLACK & VEATCH

BLACK & VEATCH CORPORATION
2999 OAK ROAD
SUITE 490
WALNUT CREEK, CA 94597

THESE DRAWINGS ARE COPYRIGHTED AND ARE THE PROPERTY OF BLACK & VEATCH; PRODUCED SOLELY FOR THE USE OF OUR CLIENT. ANY REPRODUCTION OR USE OF THE INFORMATION CONTAINED WITHIN SAID DRAWINGS IS PROHIBITED WITHOUT WRITTEN CONSENT BY BLACK & VEATCH.

PROJECT NO.	DRAWN BY	CHECKED BY
192417.4874	WHN	AJF

REV	DATE	DESCRIPTION
E	03/20/18	ISSUED FOR ZONING
D	02/20/18	ISSUED FOR REVIEW
C	10/08/17	ISSUED FOR REVIEW
B	08/23/17	ISSUED FOR REVIEW

PRELIMINARY

IT IS A VIOLATION OF LAW FOR ANY PERSON, UNLESS THEY ARE ACTING UNDER THE DIRECTION OF A LICENSED PROFESSIONAL ENGINEER, TO ALTER THIS DOCUMENT.

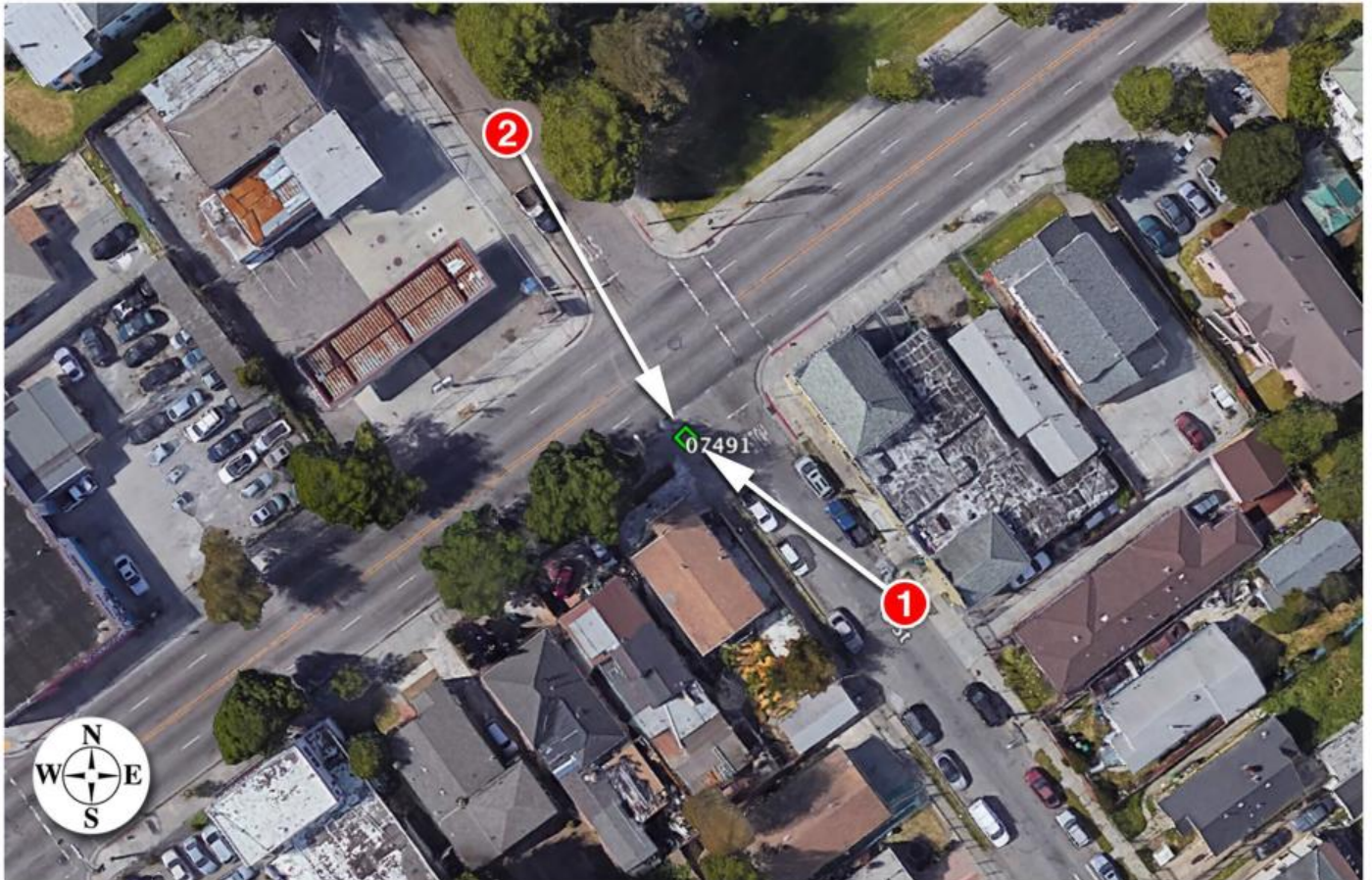
EXTENET SYSTEMS (CA) LLC
2000 CROW CANYON PL.
SUITE 210
SAN RAMON, CA 94583

07491B
ADJACENT TO (IN PROW)
1134 98TH AVENUE
OAKLAND, CA 94603

SHEET TITLE
ELECTRICAL DETAILS

SHEET NUMBER

D-3





Existing



Proposed



Existing



Proposed

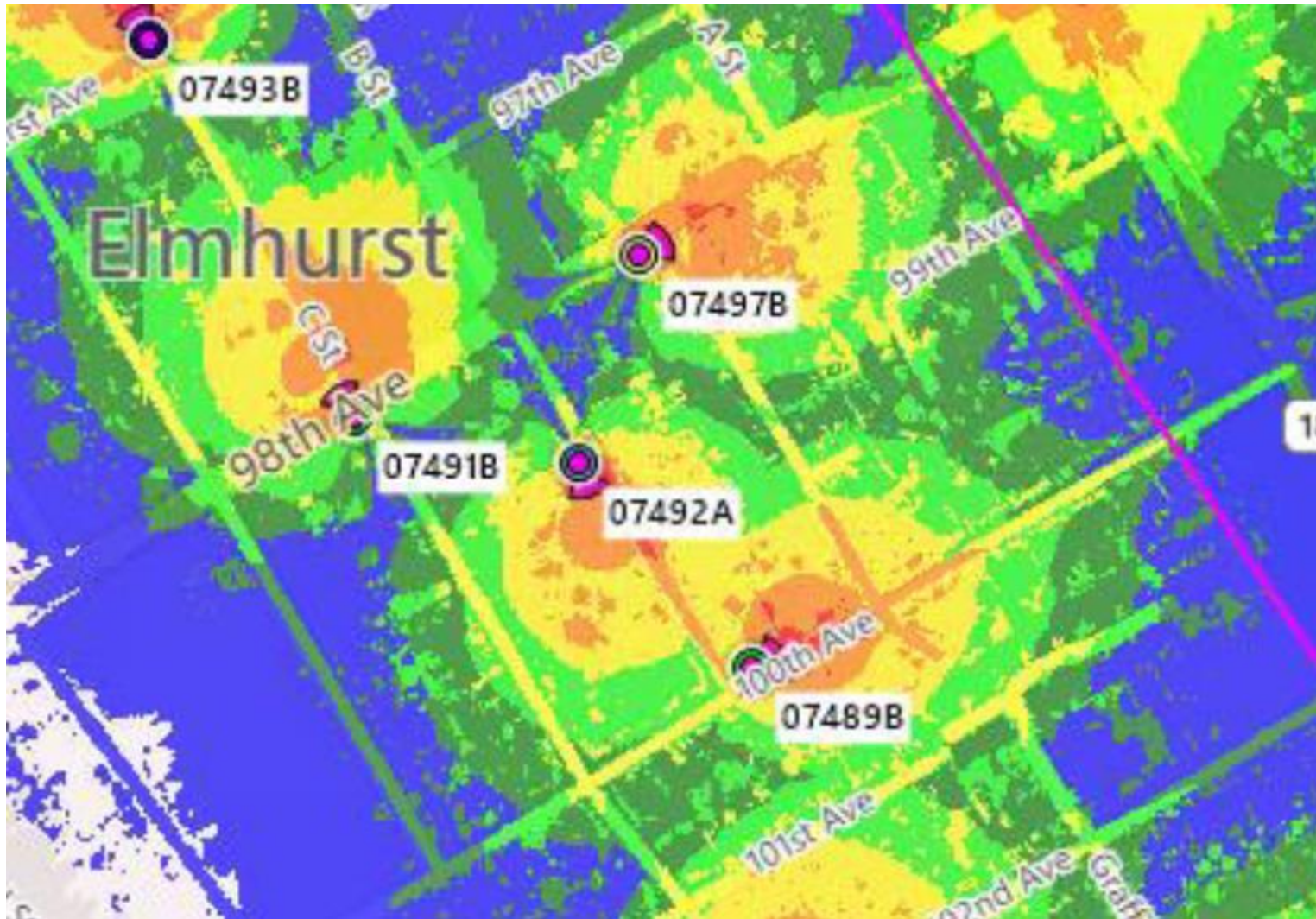
EXTENET OAKLAND NODE 07491B ALTERNATIVE SITE ANALYSIS

MAP OF ALTERNATIVE POLES EVALUATED FOR NODE 07491B



- The above maps depict ExteNet's proposed Node 07491B in relation to other poles in the area that were evaluated as possibly being viable alternative candidates.
- The following is an analysis of each of those 3 alternative locations.

PROPAGATION MAP OF NODES 07491B



This propagation map depicts the ExteNet proposed Node 07491B in relation to surrounding proposed ExteNet small cell nodes.

07491B - PROPOSED LOCATION



- The location for ExteNet's proposed Node 07491B is a metal street light pole located adjacent to PROW at 1134 98th Avenue (37.742265, -122.174797).
- ExteNet's objective is to provide T-Mobile 5G wireless coverage and capacity as well as high speed wireless internet to the Oakland area.
- ExteNet evaluated this site and nearby alternatives to verify that the selected site is the least intrusive means to close T-Mobile's significant service coverage gap.

ALTERNATIVE NODE 07491A



- Node 07491A is a metal street light pole located adjacent to PROW at 1121 98th Avenue (37.742200, -122.175307).
- This pole is not a viable alternative candidate because this pole is located too far from the primary candidate to satisfy the service coverage gap.
- This pole is not a viable alternative candidate because this pole is located too far from primary Node 07492A.
- This pole is not a viable alternative candidate because this pole is located too far from primary Node 07497B..

ALTERNATIVE NODE 07491C



- Node 07491C is a metal street light pole located adjacent to PROW at 98th Avenue & C Street (37.742467, -122.174731).
- This pole is a viable candidate.

ALTERNATIVE NODE 07491D



- Node 07491D is a metal street light pole located adjacent to PROW at 1162 98th Avenue (37.742486, -122.174351).
- This pole is not a viable alternative candidate because this pole is located too far from the primary candidate to satisfy the service coverage gap.
- This pole is not a viable alternative candidate because this pole is located too close to primary Node 07492A.
- This pole is not a viable alternative candidate because this pole is located too close to primary Node 07497B.

ALTERNATIVE SITE ANALYSIS CONCLUSION

Based on ExteNet's analysis of alternative sites, the currently proposed Node 07491B is the least intrusive location from which to fill the surrounding significant wireless coverage gaps.



Thank You!

**ExteNet Systems CA, LLC • Proposed DAS Node (Site No. 07491B)
1134 98th Avenue • Oakland, California**

Statement of Hammett & Edison, Inc., Consulting Engineers

The firm of Hammett & Edison, Inc., Consulting Engineers, has been retained on behalf of ExteNet Systems CA, LLC, a wireless telecommunications facilities provider, to evaluate the addition of Node No. 07491B to be added to the ExteNet distributed antenna system (“DAS”) in Oakland, California, for compliance with appropriate guidelines limiting human exposure to radio frequency (“RF”) electromagnetic fields.

Executive Summary

ExteNet proposes to install three directional panel antennas on a light pole sited in the public right-of-way at 1134 98th Avenue in Oakland. The proposed operation will comply with the FCC guidelines limiting public exposure to RF energy.

Prevailing Exposure Standard

The U.S. Congress requires that the Federal Communications Commission (“FCC”) evaluate its actions for possible significant impact on the environment. A summary of the FCC’s human exposure limits is shown in Figure 1. These limits apply for continuous exposures and are intended to provide a prudent margin of safety for all persons, regardless of age, gender, size, or health. The FCC limit for exposures of unlimited duration to radio frequency energy for various wireless services are as follows:

Wireless Service	Frequency Band	Occupational Limit	Public Limit
Microwave (Point-to-Point)	5–80 GHz	5.00 mW/cm ²	1.00 mW/cm ²
WiFi (and unlicensed uses)	2–6	5.00	1.00
BRS (Broadband Radio)	2,600 MHz	5.00	1.00
WCS (Wireless Communication)	2,300	5.00	1.00
AWS (Advanced Wireless)	2,100	5.00	1.00
PCS (Personal Communication)	1,950	5.00	1.00
Cellular	870	2.90	0.58
SMR (Specialized Mobile Radio)	855	2.85	0.57
700 MHz	700	2.40	0.48
[most restrictive frequency range]	30–300	1.00	0.20

General Facility Requirements

Wireless nodes typically consist of two distinct parts: the electronic transceivers (also called “radios” or “channels”) that are connected to a central “hub” (which in turn are connected to the traditional wired telephone lines), and the passive antenna(s) that send the wireless signals created by the radios out to be received by individual subscriber units. The radios are often located on the same pole as the antennas and are connected to the antennas by coaxial cables. Because of the short wavelength of the frequencies assigned by the FCC for wireless services, the antennas require line-of-sight paths for their signals to



ExteNet Systems CA, LLC • Proposed DAS Node (Site No. 07491B)
1134 98th Avenue • Oakland, California

propagate well and so are installed at some height above ground. The antennas are designed to concentrate their energy toward the horizon, with very little energy wasted toward the sky or the ground. This means that it is generally not possible for exposure conditions to approach the maximum permissible exposure limits without being physically very near the antennas.

Computer Modeling Method

The FCC provides direction for determining compliance in its Office of Engineering and Technology Bulletin No. 65, “Evaluating Compliance with FCC-Specified Guidelines for Human Exposure to Radio Frequency Radiation,” dated August 1997. Figure 2 describes the calculation methodologies, reflecting the facts that a directional antenna’s radiation pattern is not fully formed at locations very close by (the “near-field” effect) and that at greater distances the power level from an energy source decreases with the square of the distance from it (the “inverse square law”). The conservative nature of this method for evaluating exposure conditions has been verified by numerous field tests.

Site and Facility Description

Based upon information provided by ExteNet, including drawings by Black & Veach Corporation, dated March 20, 2018, it is proposed to install three Ericsson integrated directional panel antennas – two Model 6503 and one Model 2205 – in a stacked group within a rectangular enclosure on the side of the existing light pole sited in the public right-of-way at the south corner of C Street and 98th Avenue in Oakland. The antennas would employ up to 8° fixed electrical tilt, would be mounted at effective heights of at least 19 feet above ground, and would be oriented toward 330°T. T-Mobile proposes to operate from this facility with a maximum effective radiated power in any direction of 114.4 watts, representing simultaneous operation at 2.4 watts for 5 GHz WiFi, 61 watts for AWS, and 51 watts for PCS service. There are reported no other wireless base stations at the site or nearby.

Study Results

For a person anywhere at ground, the maximum RF exposure level due to the proposed T-Mobile operation is calculated to be 0.0030 mW/cm², which is 0.30% of the applicable public exposure limit. The maximum calculated level at any nearby building is 0.13% of the public exposure limit. It should be noted that these results include several “worst-case” assumptions and therefore are expected to overstate actual power density levels from the proposed operation.

Recommended Mitigation Measures

Due to their mounting location and heights, the ExteNet antennas would not be accessible to unauthorized persons, and so no mitigation measures are necessary to comply with the FCC public exposure guidelines. To prevent occupational exposures in excess of the FCC guidelines, it is



ExteNet Systems CA, LLC • Proposed DAS Node (Site No. 07491B)
1134 98th Avenue • Oakland, California

recommended that appropriate RF safety training, to include review of personal monitor use, be provided to all authorized personnel who have access to the antennas. No access within 3 feet directly in front of the antennas themselves, such as might occur during certain maintenance activities on the pole, should be allowed while the node is in operation, unless other measures can be demonstrated to ensure that occupational protection requirements are met. Posting explanatory signs* on the pole at or below the antennas, such that the signs would be readily visible from any angle of approach to persons who might need to work within that distance, would be sufficient to meet FCC-adopted guidelines.

Conclusion

Based on the information and analysis above, it is the undersigned's professional opinion that operation of the proposed ExteNet Systems CA, LLC DAS node at 1134 98th Avenue in Oakland, California, will comply with the prevailing standards for limiting public exposure to radio frequency energy and, therefore, will not for this reason cause a significant impact on the environment. The highest calculated level in publicly accessible areas is much less than the prevailing standards allow for exposures of unlimited duration. This finding is consistent with measurements of actual exposure conditions taken at other operating nodes. Training authorized personnel and posting explanatory signs are recommended to establish compliance with occupational exposure limits.

Authorship

The undersigned author of this statement is a qualified Professional Engineer, holding California Registration No. E-21306, which expires on September 30, 2019. This work has been carried out under his direction, and all statements are true and correct of his own knowledge except, where noted, when data has been supplied by others, which data he believes to be correct.



Neil J. Olij, P.E.
707/996-5200

April 20, 2018

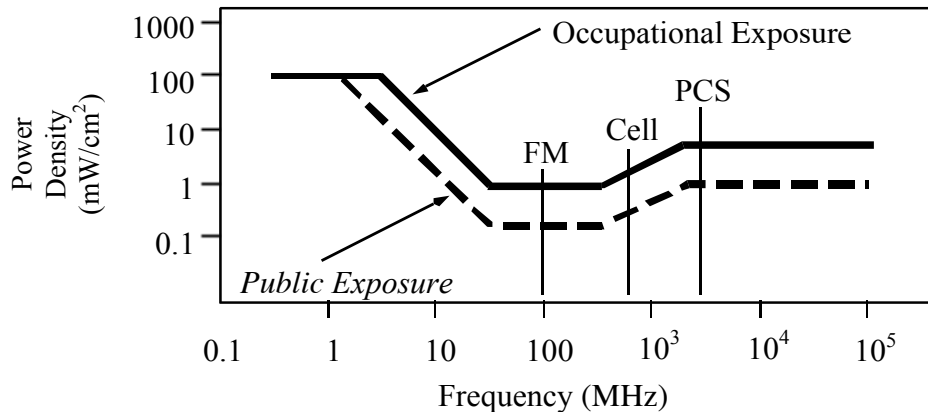
* Signs should comply with OET-65 color, symbol, and content recommendations. Contact information should be provided (e.g., a telephone number) to arrange for access to restricted areas. The selection of language(s) is not an engineering matter, and guidance from the landlord, local zoning or health authority, or appropriate professionals may be required.

FCC Radio Frequency Protection Guide

The U.S. Congress required (1996 Telecom Act) the Federal Communications Commission (“FCC”) to adopt a nationwide human exposure standard to ensure that its licensees do not, cumulatively, have a significant impact on the environment. The FCC adopted the limits from Report No. 86, “Biological Effects and Exposure Criteria for Radiofrequency Electromagnetic Fields,” published in 1986 by the Congressionally chartered National Council on Radiation Protection and Measurements (“NCRP”). Separate limits apply for occupational and public exposure conditions, with the latter limits generally five times more restrictive. The more recent standard, developed by the Institute of Electrical and Electronics Engineers and approved as American National Standard ANSI/IEEE C95.1-2006, “Safety Levels with Respect to Human Exposure to Radio Frequency Electromagnetic Fields, 3 kHz to 300 GHz,” includes similar limits. These limits apply for continuous exposures from all sources and are intended to provide a prudent margin of safety for all persons, regardless of age, gender, size, or health.

As shown in the table and chart below, separate limits apply for occupational and public exposure conditions, with the latter limits (in *italics* and/or dashed) up to five times more restrictive:

Frequency Applicable Range (MHz)	Electromagnetic Fields (f is frequency of emission in MHz)					
	Electric Field Strength (V/m)		Magnetic Field Strength (A/m)		Equivalent Far-Field Power Density (mW/cm ²)	
0.3 – 1.34	614	<i>614</i>	1.63	<i>1.63</i>	100	<i>100</i>
1.34 – 3.0	614	<i>823.8/f</i>	1.63	<i>2.19/f</i>	100	<i>180/f²</i>
3.0 – 30	1842/f	<i>823.8/f</i>	4.89/f	<i>2.19/f</i>	900/f ²	<i>180/f²</i>
30 – 300	61.4	<i>27.5</i>	0.163	<i>0.0729</i>	1.0	<i>0.2</i>
300 – 1,500	3.54√f	<i>1.59√f</i>	√f/106	<i>√f/238</i>	f/300	<i>f/1500</i>
1,500 – 100,000	137	<i>61.4</i>	0.364	<i>0.163</i>	5.0	<i>1.0</i>



Higher levels are allowed for short periods of time, such that total exposure levels averaged over six or thirty minutes, for occupational or public settings, respectively, do not exceed the limits, and higher levels also are allowed for exposures to small areas, such that the spatially averaged levels do not exceed the limits. However, neither of these allowances is incorporated in the conservative calculation formulas in the FCC Office of Engineering and Technology Bulletin No. 65 (August 1997) for projecting field levels. Hammett & Edison has built those formulas into a proprietary program that calculates, at each location on an arbitrary rectangular grid, the total expected power density from any number of individual radio sources. The program allows for the description of buildings and uneven terrain, if required to obtain more accurate projections.



RFR.CALC™ Calculation Methodology

Assessment by Calculation of Compliance with FCC Exposure Guidelines

The U.S. Congress required (1996 Telecom Act) the Federal Communications Commission (“FCC”) to adopt a nationwide human exposure standard to ensure that its licensees do not, cumulatively, have a significant impact on the environment. The maximum permissible exposure limits adopted by the FCC (see Figure 1) apply for continuous exposures from all sources and are intended to provide a prudent margin of safety for all persons, regardless of age, gender, size, or health. Higher levels are allowed for short periods of time, such that total exposure levels averaged over six or thirty minutes, for occupational or public settings, respectively, do not exceed the limits.

Near Field.

Prediction methods have been developed for the near field zone of panel (directional) and whip (omnidirectional) antennas, typical at wireless telecommunications base stations, as well as dish (aperture) antennas, typically used for microwave links. The antenna patterns are not fully formed in the near field at these antennas, and the FCC Office of Engineering and Technology Bulletin No. 65 (August 1997) gives suitable formulas for calculating power density within such zones.

For a panel or whip antenna, power density $S = \frac{180}{\theta_{BW}} \times \frac{0.1 \times P_{net}}{\pi \times D \times h}$, in mW/cm²,

and for an aperture antenna, maximum power density $S_{max} = \frac{0.1 \times 16 \times \eta \times P_{net}}{\pi \times h^2}$, in mW/cm²,

where θ_{BW} = half-power beamwidth of the antenna, in degrees, and
 P_{net} = net power input to the antenna, in watts,
 D = distance from antenna, in meters,
 h = aperture height of the antenna, in meters, and
 η = aperture efficiency (unitless, typically 0.5-0.8).

The factor of 0.1 in the numerators converts to the desired units of power density.

Far Field.

OET-65 gives this formula for calculating power density in the far field of an individual RF source:

power density $S = \frac{2.56 \times 1.64 \times 100 \times RFF^2 \times ERP}{4 \times \pi \times D^2}$, in mW/cm²,

where ERP = total ERP (all polarizations), in kilowatts,
RFF = relative field factor at the direction to the actual point of calculation, and
D = distance from the center of radiation to the point of calculation, in meters.

The factor of 2.56 accounts for the increase in power density due to ground reflection, assuming a reflection coefficient of 1.6 (1.6 x 1.6 = 2.56). The factor of 1.64 is the gain of a half-wave dipole relative to an isotropic radiator. The factor of 100 in the numerator converts to the desired units of power density. This formula has been built into a proprietary program that calculates, at each location on an arbitrary rectangular grid, the total expected power density from any number of individual radiation sources. The program also allows for the description of uneven terrain in the vicinity, to obtain more accurate projections.



Decision 06-04-063 April 27, 2006

BEFORE THE PUBLIC UTILITIES COMMISSION OF THE STATE OF CALIFORNIA

Application of ClearLinx Network Corporation (U-6959-C) for a Modification to its Certificate of Public Convenience and Necessity in Order to Provide Competitive Local Exchange, Access and Non-Dominant Interexchange Services.

Application 05-07-025
(Filed July 27, 2005)

**OPINION GRANTING MODIFICATION
OF CERTIFICATE OF PUBLIC CONVENIENCE AND NECESSITY**

I. Summary

ClearLinx Network Corporation (U-6959-C) (Applicant) seeks a modification of its existing certificate of public convenience and necessity (CPCN) under Pub. Util. Code § 1001 to obtain authority to provide full facilities-based local exchange and interexchange telecommunications services.¹ We grant the application, subject to the requirements and conditions stated below.

We also specify a procedure to be followed if Applicant wishes to pursue full facilities-based construction activities that involve potential exemptions from environmental review under the California Environmental Quality Act (CEQA).

II. Background

Applicant, a Delaware corporation, seeks authority to provide full facilities-based local exchange and interexchange services. Applicant's principal

¹ In Decision (D.) 05-07-004, the Commission previously granted Applicant a CPCN (U-6959-C) authorizing the provision of limited facilities-based interexchange services in California.

place of business is located at 1901 S. Meyers Road, Suite 190, Oakbrook Terrace, IL 60181.

In this application, Applicant requests full facilities-based authority to provide local exchange services in the service territories of Pacific Bell Telephone Company, Verizon California Inc., SureWest Telephone,² and Citizens Telephone Company and interexchange services statewide.

Applicant plans to initially offer point to point circuits carried on fiber optic facilities. These point to point circuits will carry the Radio Frequency traffic of wireless services providers (WSPs) between Applicant's newly-deployed share distributed antenna systems and the WSPs' existing facilities. Applicant states that these fiber-fed shared distributed antenna systems will extend wireless networks, will address the increasing demand from WSPs for a solution to long-standing service coverage problems, and will provide network enhancements that add capacity to accommodate high speed data applications.

Applicant proposes to provide these services through a combination of its own facilities and services leased from existing carriers and other suppliers. The fiber optic facilities will be deployed primarily in an aerial configuration, attached to utility poles and other aerial support structures. However, for some routes, Applicant may need to construct additional facilities in or near to rights-of-way.³

² SureWest Telephone was formerly known as Roseville Telephone Company.

³ ClearLinx states in its Supplement that its plant construction will differ from other, more traditional telecommunications providers because:

- Its projects consist largely of deploying aerial facilities (fiber optic cable and pole-mounted antenna node equipment);
- Its projects will cover short distances;
- Its projects are widely separated geographically, and are not interconnected in a traditional network; and

Footnote continued on next page

The requirements for the expanded CPCN authority requested by Applicant here are the same as those previously met by Applicant for its existing CPCN (U-6959-C), except for the requirements of the CEQA as applied to any proposed full facilities-based construction by Applicant.⁴ Therefore, the only issue before us in this application is whether Applicant's proposed construction and process for requesting determinations of exemption from CEQA by Commission staff meets the requirements of CEQA and should be approved. Applicant remains subject to the requirements of D.05-07-004, which granted Applicant authority to provide limited facilities-based interexchange services.

III. Environmental (CEQA) Review

The CEQA (Public Resources Code Sections 21000 et seq.) applies to discretionary projects to be carried out or approved by public agencies. A basic purpose of CEQA is to "inform governmental decision-makers and the public about the potential significant environmental effects of the proposed activities." (Title 14 of the California Code of Regulations, hereafter CEQA Guidelines, Section 15002.)

Since the Commission must issue a discretionary decision (i.e., grant Section 1001 certificate authority) without which the proposed activity will not proceed, the Commission must act as either a Lead or Responsible Agency under CEQA. The Lead Agency is the public agency with the greatest responsibility for supervising or approving the project as a whole (CEQA Guidelines, Section 15051(b)). The Commission is the Lead Agency for this project under

-
- Its projects are driven by customer needs, so that ClearLinx does not know very far in advance where its next project will be located.

⁴ Applicant has also filed financial documentation, information regarding required deposits, and biographical information regarding the experience of its management, which demonstrates that Applicant otherwise meets the requirements for a full facilities-based CPCN.

CEQA. CEQA requires that the Commission consider the environmental consequences of a project that is subject to its discretionary approval.

Applicant seeks authority in this application to modify its existing CPCN to include full facilities-based competitive local exchange, access and non-dominant interexchange service. Applicant initially filed this application on July 27, 2005, and filed a supplement to the application on November 2, 2005 (Supplement) and a second supplement on February 17, 2006. Although Applicant did not file a Preliminary Environmental Assessment with the application, Applicant provided additional information in the Supplement to address compliance with Rule 17.1 of the Commission Rules of Practice and Procedure and the degree to which its planned outside construction implicates CEQA. In its application and Supplement, Applicant outlined its projected business activities and described the types of facilities it may utilize and construct, including their geographical location and extent. The application and Supplement provide adequate information to determine the environmental impacts (if any) of such activities and the degree to which such activities and facilities may be exempt from further CEQA review.

In its application and Supplement, Applicant states that its business activities associated with the installation of its Distributed Antenna System (DAS) facilities are so limited that they should potentially qualify for a number of categorical exemptions available under CEQA. In its Supplement, Applicant provides two attachments to support its case. Attachment A provides a description of the types of facilities involved in a DAS network, and Attachment B provides both a proposed procedure by which Applicant would provide notice of the claimed exemption, and a detailed list of existing CEQA categorical exemptions that would apply to the installation of DAS facilities by Applicant.

Applicant has proposed the following procedure for obtaining Commission approval of its claimed CEQA exemptions for proposed construction projects:

- Applicant will provide the Commission Energy Division with:
 - A detailed description of the proposed project, including:
 - Customer(s) to be served;
 - The precise location of the proposed construction project; and
 - Regional and local site maps.
 - A description of the environmental setting, to include at a minimum:
 - Cultural, historical, and paleontologic resources;
 - Biological resources; and
 - Current land use and zoning.
 - A construction workplan, to include:
 - Commission Preconstruction Survey Checklist—Archaeological Resources;
 - Commission Preconstruction Survey Checklist—Biological Resources;
 - A detailed schedule of construction activities, including site restoration activities;
 - A description of construction/installation techniques;
 - A list of other agencies contacted with respect to siting, land use planning, and environmental resource issues, including contact information; and
 - A list of permits required for the proposed project.
 - A statement of the CEQA exemption(s) applicable to the proposed project; and
 - Documentation and factual evidence sufficient to support a finding that the claimed exemption(s) is (are) applicable.
- The Commission Energy Division will review the Applicant's submission for the proposed project to confirm that the claimed exemption(s) from CEQA are applicable.

- Within 21 days from the date of Applicant's submittal, the Commission Energy Division will issue either:
 - A Notice to Proceed (NTP) and file a Notice of Exemption with the State Clearinghouse, Office of Planning and Research, or
 - A letter of denial stating the specific reasons why the claimed exemption(s) are not applicable to the proposed project.

The application makes clear that Applicant's facilities-based DAS projects will consist of: predominantly aerial fiber optic facilities; the installation of compact "nodes" on existing utility poles; a minor amount of ground disturbance (100 – 200 feet) associated with connecting equipment enclosures on private property with the aerial right-of-way; and aerial fiber runs of short distances, rarely exceeding 1,000 feet in length. All facilities will be located within public utility rights-of-way (with the exception of ingress and egress to and from the facilities). The projects and facilities will be widely separated geographically.

We have carefully reviewed the application and Supplement and find that:

- Applicant's proposed facilities-based project activities are very limited;
- These activities would in almost all circumstances be very likely to qualify for an exemption from CEQA; and
- The proposed process for reviewing the applicability of CEQA exemptions to Applicant's DAS facilities-based projects is not only adequate for the Commission's purposes as CEQA Lead Agency, but is also in the public interest because it enables Applicant to respond in a timely manner to WSPs' requests for service without the delay or burden of a full CEQA review when such review is unnecessary.

We therefore approve Applicant's proposed process for Commission review of claimed CEQA exemptions for construction projects undertaken pursuant to Applicant's full facilities-based authority, based on the specific facts

of this case with the following modifications related to the Commission Energy Division's review and approval or disapproval of the proposed exemptions.

- If the Commission Energy Division disapproves Applicant's claimed CEQA exemption(s), and issues a letter of denial to Applicant, Applicant shall either re-design the specific project and facilities and then reapply for a finding of exemption from CEQA, or file a formal application with the Commission seeking the requisite approval and full CEQA review, before commencing any construction activities.

Applicant shall not perform any full facilities-based construction activities without first obtaining an NTP from the Commission Energy Division or authorization by the Commission after the requisite environmental review.

However, the Commission is reviewing CEQA issues affecting telecommunications providers on a broader, policy level in Rulemaking (R.) 00-02-003. Applicant may utilize the above process for obtaining Commission review, and approval or disapproval of, proposed CEQA exemptions unless or until the Commission adopts different requirements applicable to Applicant in R.00-02-003 or a subsequent proceeding.

IV. Conclusion

We conclude that the application conforms to our rules for authority to provide full facilities-based local exchange and interexchange telecommunications services. Accordingly, we shall approve the application subject to the terms and conditions set forth herein.

V. Request to File Under Seal

Applicant requests that the financial information filed as Exhibits 2, 3, and 4 to this application be filed under seal. The financial information consists of Applicant's financial statements and financial documentation. We have granted similar requests in the past, and we grant Applicant's request here.

VI. Categorization and Need for Hearings

In Resolution ALJ 176-3157 dated August 25, 2005, the Commission preliminarily categorized this proceeding as ratesetting, and preliminarily determined that hearings were not necessary. No protests have been received. There is no apparent reason why the application should not be granted. Given these developments, a public hearing is not necessary, and it is not necessary to disturb the preliminary determinations.

VII. Comments on the Draft Decision

No protests were filed in this proceeding. Therefore, this is an uncontested matter in which the decision grants the relief requested. Accordingly, pursuant to Pub. Util. Code § 311(g)(2), the otherwise applicable 30-day period for public review and comment is being waived.

VIII. Assignment of Proceeding

John A. Bohn is the Assigned Commissioner and Myra J. Prestidge is the assigned Administrative Law Judge in this proceeding.

Findings of Fact

1. Notice of this application appeared in the Daily Calendar on August 26, 2005.
2. No protests were filed.
3. Hearings are not required.
4. Applicant seeks expansion of its existing CPCN to obtain authorization to provide full facilities-based local exchange and interexchange services by installing and operating DAS facilities.
5. The Commission is the Lead Agency for this project under CEQA.
6. Applicant filed a supplement to its application on November 2, 2005, which provided detailed information on the degree to which its planned outside construction implicates CEQA.
7. Applicant contends that its business activities associated with the installation of its DAS facilities are of such a limited nature that they should

potentially qualify for a number of categorical exemptions available under CEQA.

8. Applicant has proposed a procedure, in which Applicant would notify Commission Energy Division staff of the claimed CEQA exemptions and Commission Energy Division staff would review and act upon Applicant's claimed CEQA exemptions.

9. Applicant has provided a detailed list of existing CEQA categorical exemptions that would potentially apply to the installation of DAS facilities.

10. Applicant's proposed facilities-based project activities are of a limited nature and would in almost all circumstances be highly likely to qualify for an exemption from CEQA.

11. Applicant's proposed process for reviewing the applicability of the CEQA exemptions for DAS facilities-based projects, as modified in this decision, is adequate for the Commission's purposes as the CEQA Lead Agency and is in the public interest.

12. The Commission is reviewing CEQA issues related to telecommunications providers on a broader, policy basis in R.00-02-003.

13. As part of its second supplement to the application, Applicant submitted a draft of its initial tariffs that contained the deficiencies identified in Attachment A to this decision. Except for these deficiencies, Applicant's draft tariffs complied with the Commission's requirements.

14. Applicant has met the requirements for issuance of a CPCN authorizing the provision of full facilities-based local exchange and interexchange services.

Conclusions of Law

1. Except for the requirement for additional environmental (CEQA) review, the requirements for a full facilities-based CPCN are generally the same as for a limited facilities-based CPCN.

2. Applicant's description of its future construction projects and proposed process for Commission review of claimed CEQA exemptions for these projects,

as described above, meet the requirements of CEQA, based on the specific facts of this case.

3. If the Commission subsequently adopts different requirements for review of claimed CEQA exemptions for telecommunications carriers generally in R.00-02-003 or a subsequent proceeding, Applicant should be subject to those requirements, as applicable.

4. Public convenience and necessity require Applicant's full facilities-based local exchange and interexchange services to be offered to the public subject to the terms and conditions set forth herein.

5. The application should be approved.

6. Upon approval of the application, Applicant should be subject to the applicable Commission rules, decisions, General Orders, and statutes that pertain to California public utilities.

7. Applicant should remain subject to the requirement of D.05-07-004, its licensing decision.

8. Applicant's request to file its financial information under seal should be granted, to the extent set forth below.

9. Because of the public interest in competitive local exchange services, the following order should be effective immediately.

O R D E R

IT IS ORDERED that:

1. A certificate of public convenience and necessity (CPCN) is granted to ClearLinx Network Corporation (Applicant) to operate as a full facilities-based provider of local exchange services in the service territories of Pacific Bell Telephone Company, Verizon California Inc., SureWest Telephone, and Citizens Telephone Company and interexchange services statewide, subject to the terms and conditions set forth below. This authorization expands Applicant's existing authority to provide limited facilities-based interexchange services in this state.

2. Applicant is authorized to construct the facilities addressed in this decision only upon receiving prior Commission approval.

3. The staff of the Commission Energy Division is authorized to review, process, and act upon Applicant's requests for a determination that its full facilities-based construction activities are exempt from the requirements of the California Environmental Quality Act (CEQA).

4. If Applicant wishes to engage in full facilities-based construction activities and believes that these activities are exempt from CEQA, Applicant shall first apply to the Commission Energy Division staff for a determination of exemption from CEQA using the following procedure:

- Applicant will provide the Commission Energy Division with:
 - A detailed description of the proposed project, including:
 - Customer(s) to be served;
 - The precise location of the proposed construction project; and
 - Regional and local site maps.
 - A description of the environmental setting, including at a minimum:
 - Cultural, historical, and paleontologic resources;
 - Biological resources; and
 - Current land use and zoning.
 - A construction workplan, including:
 - Commission Preconstruction Survey Checklist—Archaeological Resources;
 - Commission Preconstruction Survey Checklist—Biological Resources;
 - A detailed schedule of construction activities, including site restoration activities;
 - A description of construction/installation techniques;

- A list of other agencies contacted with respect to siting, land use planning, and environmental resource issues, including contact information; and
- A list of permits required for the proposed project.
- A statement of the CEQA exemption(s) claimed to apply to the proposed project; and
- Documentation supporting the finding of exemption from CEQA.
- The Commission Energy Division will then review the submittal and notify Applicant of either its approval or its denial of Applicant's claim for exemption from CEQA review within 21 days from the time that Applicant's submittal is complete.
- If the Commission Energy Division approves Applicant's claimed CEQA exemption(s), the staff will prepare a Notice to Proceed and file a Notice of Exemption with the State Clearinghouse, Office of Planning and Research.
- If the Commission Energy Division disapproves Applicant's claimed CEQA exemptions, the staff will issue to Applicant a letter which states the specific reasons that the claimed CEQA exemptions do not apply to the proposed project.
- If the Commission Energy Division disapproves Applicant's claimed CEQA exemption(s), Applicant shall either re-design the specific project and facilities and then reapply for a finding of exemption from CEQA, or file a formal application with the Commission seeking the requisite approval and full CEQA review, before commencing any full facilities-based construction activities.

5. Applicant shall not engage in any construction activity relating to a pending CEQA exemption request before receiving an NTP from Commission Energy Division staff.

6. If the Commission adopts different requirements for obtaining Commission review of proposed CEQA exemptions applicable to Applicant in Rulemaking 00-02-003 or a subsequent proceeding, Applicant shall be subject to those requirements.

7. Applicant remains subject to the requirements of Decision 05-07-004, which granted Applicant a CPCN authorizing the provision of interexchange services.

8. Applicant is authorized to file tariff schedules for the provision of competitive local exchange services. Applicant may not offer competitive local exchange services until tariffs are on file. Applicant's initial filing shall be made in accordance with General Order (GO) 96-A, excluding Sections IV, V, and VI, and shall correct the deficiency noted in Attachment A. The tariffs shall be effective not less than one day after approval by the Commission's Telecommunications Division. Applicant shall comply with its tariffs.

9. The certificate granted and the authority to render service under the rates, charges, and rules authorized herein will expire if not exercised within 12 months after the effective date of this order.

10. The corporate identification number assigned to Applicant, U-6959-C, shall be included in the caption of all original filings with this Commission, and in the titles of other pleadings filed in existing cases.

11. Applicant shall comply with all applicable rules adopted in the Local Exchange Competition proceeding (Rulemaking 95-04-043/ Investigation 95-04-044), as well as all other applicable Commission rules, decisions, GOs, and statutes that pertain to California public utilities, subject to the exemptions granted in this decision.

12. Applicant shall comply with the requirements applicable to competitive local exchange carriers included in Attachments B, C, and D to this decision.

13. Applicant's financial statements and information filed as Exhibits 2, 3, and 4 to the application shall be filed under seal and shall remain under seal for a period of two years after the date of this order. During this two-year period, the information filed as Exhibits 2, 3, and 4 to the application shall remain under seal and shall not be viewed by any person other than the Assigned Commissioner, the assigned Administrative Law Judge (ALJ), the Assistant Chief ALJ, or the Chief ALJ, except as agreed to in writing by Applicant or as ordered by a court of competent jurisdiction. If Applicant believes that it is necessary for this

information to remain under seal for longer than two years, Applicant shall file a new motion at least 30 days before the expiration of this limited protective order.

14. Application 05-07-025 is closed.

This order is effective today.

Dated April 27, 2006, at San Francisco, California.

MICHAEL R. PEEVEY
President
GEOFFREY F. BROWN
DIAN M. GRUENEICH
JOHN A. BOHN
RACHELLE B. CHONG
Commissioners

ATTACHMENT A

List of deficiencies filed by ClearLinx Network Corporation in A.05-07-025 and to be corrected in its Tariff Compliance filing:

1. Sheet 6: Include the actual service area map in the tariff.
2. Sheet 26: Include the following in the CLC tariff: "Pursuant to Resolution T-16901, all telecommunications carriers are required to apply CPUC mandated Public Program surcharge rates (excluding (a) Universal Lifeline Telephone Service (ULTS) billings; (b) charges to other certificated carriers for services that are to be resold; (c) coin sent paid telephone calls (coin in box) and debit card calls; (d) customer-specific contracts effective before 9/15/94; (e) usage charges for coin-operated pay telephones; (f) directory advertising; and (g) one-way radio paging) and the CPUC Reimbursement Fee rate (excluding (a) directory advertising and sales; (b) terminal equipment sales; (c) inter-utility sales) to intrastate services. For a list of the Public Program surcharges and Reimbursement Fee, and the amounts, please refer to the Pacific Bell (d.b.a. SBC California) tariffs."

(END OF ATTACHMENT A)

ATTACHMENT B

REQUIREMENTS APPLICABLE TO COMPETITIVE LOCAL EXCHANGE CARRIERS

1. Applicant shall file, in this docket, a written acceptance of the certificate granted in this proceeding within 30 days of the effective date of this order.
2. Applicant is subject to the following fee and surcharges that must be regularly remitted per the instructions in Appendix E to Decision (D.) 00-10-028. The Combined California PUC Telephone Surcharge Transmittal Form must be submitted even if the amount due is zero.
 - a. The current 1.29% surcharge applicable to all intrastate services except for those excluded by D.94-09-065, as modified by D.95-02-050, to fund the Universal Lifeline Telephone Service Trust Administrative Committee Fund (Pub. Util. Code § 879; Resolution T-16966, dated December 1, 2005, effective January 1, 2006);
 - b. The current 0.27% surcharge applicable to all intrastate services except for those excluded by D.94-09-065, as modified by D.95-02-050, to fund the California Relay Service and Communications Devices Fund (Pub. Util. Code § 2881; D.98-12-073 and Resolution T-16965, dated December 1, 2005, effective January 1, 2006);
 - c. The user fee provided in Pub. Util. Code §§ 431-435, which is 0.11% of gross intrastate revenue (Resolution M-4816, dated March 15, 2006, effective April 1, 2006);
 - d. The current 0.21% surcharge applicable to all intrastate services except for those excluded by D.94-09-065, as modified by D.95-02-050, to fund the California High Cost Fund-A (Pub. Util. Code § 739.3; D.96-10-066, pp. 3-4, App. B, Rule 1.C; Resolution T-16963, dated December 1, 2005, effective January 1, 2006);

- e. The current 2.00% surcharge applicable to all intrastate services except for those excluded by D.94-09-065, as modified by D.95-02-050, to fund the California High Cost Fund-B (D.96-10-066, p. 191, App. B, Rule 6.F.; Resolution T-16964, dated December 1, 2005, effective January 1, 2006); and
- f. The current 0.13% surcharge applicable to all intrastate services except for those excluded by D.94-09-065, as modified by D.95-02-050, to fund the California Teleconnect Fund (D.96-10--066, p. 88, App. B, Rule 8.G; Resolution T-16888, dated December 1, 2005, effective January 1, 2006).

Note: These fees change periodically. In compliance with Resolution T-16901, December 2, 2004, Applicant should check the joint tariff for surcharges and fees filed by Pacific Bell (dba SBC California) and apply the current surcharge and fee amounts in that joint tariff on end-user bills until further revised.

3. Applicant is a competitive local exchange carrier (CLC). The effectiveness of its future tariffs is subject to the schedules set forth in Appendix C, Section 4.E of D.95-12-056:

“E. CLCs shall be subject to the following tariff and contract filing, revision and service pricing standards:

- “(1) Uniform rate reductions for existing tariff services shall become effective on five (5) working days’ notice to the Commission. Customer notification is not required for rate decreases.
- “(2) Uniform major rate increases for existing tariff services shall become effective on thirty (30) days’ notice to the Commission, and shall require bill inserts, or a message on the bill itself, or first class mail notice to customers at least 30 days in advance of the pending rate increase.
- “(3) Uniform minor rate increases, as defined in D.90-11-029, shall become effective on not less than five (5) working days’ notice to the Commission. Customer notification is not required for such minor rate increases.

“(4) Advice letter filings for new services and for all other types of tariff revisions, except changes in text not affecting rates or relocations of text in the tariff schedules, shall become effective on forty (40) days’ notice to the Commission.

“(5) Advice letter filings revising the text or location of text material which do not result in an increase in any rate or charge shall become effective on not less than five (5) days’ notice to the Commission.

“(6) Contracts shall be subject to GO 96-A rules for NDIECs, except interconnection contracts.

“(7) CLCs shall file tariffs in accordance with PU Code Section 876.”

4. Applicant may deviate from the following provisions of GO 96-A: (a) paragraph II.C.(1)(b), which requires consecutive sheet numbering and prohibits the reuse of sheet numbers; and (b) paragraph II.C.(4), which requires that “a separate sheet or series of sheets should be used for each rule.” Tariff filings incorporating these deviations shall be subject to the approval of the Commission’s Telecommunications Division. Tariff filings shall reflect all fees and surcharges to which Applicant is subject, as reflected in 2 above.

5. Applicant shall file a service area map as part of its initial tariff.

6. Prior to initiating service, Applicant shall provide the Commission’s Consumer Affairs Branch with the name and address of its designated contact person(s) for purposes of resolving consumer complaints. This information shall be updated if the name or telephone number changes, or at least annually.

7. Applicant shall notify the Director of the Telecommunications Division in writing of the date that local exchange service is first rendered to the public, no later than five days after service first begins.

8. Applicant shall notify the Director of the Telecommunications Division in writing of the date interLATA service is first rendered to the public within

five days after service begins, and again within five days after intraLATA service begins.¹

9. Applicant shall keep its books and records in accordance with the Generally Accepted Accounting Principles.

10. In the event Applicant's books and records are required for inspection by the Commission or its staff, it shall either produce such records at the Commission's offices or reimburse the Commission for the reasonable costs incurred in having Commission staff travel to its office.

11. Applicant shall file an annual report with the Director of the Telecommunications Division, in compliance with GO 104-A, on a calendar-year basis with the information contained in Attachment C to this decision.

12. Applicant shall file an affiliate transaction report with the Director of the Telecommunications Division, in compliance with D.93-02-019, on a calendar-year basis using the form contained in Attachment D.

13. Applicant shall ensure that its employees comply with the provisions of Pub. Util. Code § 2889.5 regarding solicitation of customers.

14. Within 60 days of the effective date of this order, Applicant shall comply with Pub. Util. Code § 708, Employee Identification Cards, and notify the Director of the Telecommunications Division in writing of its compliance.

15. If Applicant is 90 days or more late in filing an annual report, or in remitting the surcharges and fee listed in 2 above, the Telecommunications Division shall prepare for Commission consideration a resolution that revokes Applicant's CPCN unless it has received written permission from the Telecommunications Division to file or remit late.

¹ California is divided into ten Local Access and Transport Areas (LATAs), each containing numerous local telephone exchanges. InterLATA describes services, revenues and functions relating to telecommunications originating within one LATA and terminating in another LATA. IntraLATA describes services, revenues and functions relating to telecommunications originating within a single LATA.

16. Applicant is exempt from General Order 96-A, subsections III.G (1) and (2), and Rule 18(b) of the Commission's Rules of Practice and Procedure.

17. Applicant is exempt from Pub. Util. Code §§ 816-830.

18. Applicant is exempt from the requirements of Pub. Util. Code § 851 for the transfer or encumbrance of property whenever such transfer or encumbrance serves to secure debt.

19. If Applicant decides to discontinue service or file for bankruptcy, it shall immediately notify the Telecommunications Division's Bankruptcy Coordinator.

20. Applicant shall send a copy of this decision to concerned local permitting agencies not later than 30 days from the date of this order.

(END OF ATTACHMENT B)

ATTACHMENT C
ANNUAL REPORT

An original and a machine readable, copy using Microsoft Word or compatible format shall be filed with the California Public Utilities Commission, 505 Van Ness Avenue, Room 3107, San Francisco, CA 94102-3298, no later than March 31st of the year following the calendar year for which the annual report is submitted.

Failure to file this information on time may result in a penalty as provided for in Sections 2107 and 2108 of the Public Utilities Code.

Required information:

1. Exact legal name and U # of the reporting utility.
2. Address.
3. Name, title, address, and telephone number of the person to be contacted concerning the reported information.
4. Name and title of the officer having custody of the general books of account and the address of the office where such books are kept.
5. Type of organization (e.g., corporation, partnership, sole proprietorship, etc.).
If incorporated, specify:
 - a. Date of filing articles of incorporation with the Secretary of State.
 - b. State in which incorporated.
6. Number and date of the Commission decision granting the Certificate of Public Convenience and Necessity.
7. Date operations were begun.
8. Description of other business activities in which the utility is engaged.
9. List of all affiliated companies and their relationship to the utility. State if affiliate is a:
 - a. Regulated public utility.
 - b. Publicly held corporation.
10. Balance sheet as of December 31st of the year for which information is submitted.
11. Income statement for California operations for the calendar year for which information is submitted.

For answers to any questions concerning this report, call (415) 703-2883.

(END OF ATTACHMENT C)

ATTACHMENT D
CALENDAR YEAR AFFILIATE TRANSACTION REPORT

1. Each utility shall list and provide the following information for each affiliated entity and regulated subsidiary that the utility had during the period covered by the annual Affiliate Transaction report.

- Form of organization (e.g., corporation, partnership, joint venture, strategic alliance, etc.);
- Brief description of business activities engaged in;
- Relationship to the utility (e.g., controlling corporation, subsidiary, regulated subsidiary, affiliate);
- Ownership of the utility (including type and percent ownership);
- Voting rights held by the utility and percent; and
- Corporate officers.

2. The utility shall prepare and submit a corporate organization chart showing any and all corporate relationships between the utility and its affiliated entities and regulated subsidiaries in #1 above. The chart should have the controlling corporation (if any) at the top of the chart; the utility and any subsidiaries and/or affiliates of the controlling corporation in the middle levels of the chart and all secondary subsidiaries and affiliates (e.g., a subsidiary that in turn is owned by another subsidiary and/or affiliate) in the lower levels. Any regulated subsidiary should be clearly noted.

3. For a utility that has individuals who are classified as “controlling corporations” of the competitive utility, the utility must only report under the requirements of #1 and #2 above any affiliated entity that either (a) is a public utility or (b) transacts any business with the utility filing the annual report excluding the provision of tariff services.

4. Each annual report must be signed by a corporate officer of the utility stating under penalty of perjury under the laws of the State of California

(CCP 2015.5) that the annual report is complete and accurate with no material omissions.

5. Any required material that a utility is unable to provide must be reasonably described and the reasons the data cannot be obtained, as well as the efforts expended to obtain the information, must be set forth in the utility's annual Affiliate Transaction Report and verified in accordance with Sections I-F of Decision 93-02-019.

6. Utilities that do not have affiliated entities must file, in lieu of the annual transaction report, an annual statement to the commission stating that the utility had no affiliated entities during the report period. This statement must be signed by a corporate officer of the utility, stating under penalty of perjury under the laws of the State of California (CCP 2015.5) that the annual report is complete and accurate with no material omissions.

(END OF ATTACHMENT D)



ATTACHMENT H



May 31, 2018

City Planner
Planning Department
City of Oakland
250 Frank H. Ogawa Plaza, 2nd Floor
Oakland, CA 94612

Re: Public Outreach Summary

Applicant: ExteNet Systems (California) LLC
Nearest Site Address: Public Right of Way near 1134 98th Avenue
Site ID: NW-CA-OASF07M1-TMO Node 07491B
Latitude/Longitude: 37.742265, -122.174797
Planning Application: PLN18228

Dear City Planner,

This week we notified the following groups by sending them the attached project flier:

- Oakland Community Organizations
- Pueblo

Feel free to contact me if you have any questions. Thank you.

Best Regards,

Ana Gomez/BV for ExteNet

Ana Gomez
ExteNet Permitting Contractor



ExteNet is improving wireless service in Oakland!

January 4, 2018

ExteNet Systems is a neutral host telecommunications infrastructure provider that is working to improve wireless service in Oakland.

We will soon be proposing to install fiberoptic cables and state-of-the-art small cell wireless facilities at existing telephone pole and light pole locations in the Oakland public right-of-way.


Telecommunications carriers transmit their signal through ExteNet's facilities to improve wireless voice, data, and public safety connectivity.

Although experiences with wireless services vary based on specific location and usage times, the wireless service proposed by this infrastructure will help meet existing, fluctuating and future demands.

Please see attached examples of actual ExteNet facilities like the ones we will be proposing in Oakland.

Want to learn more?

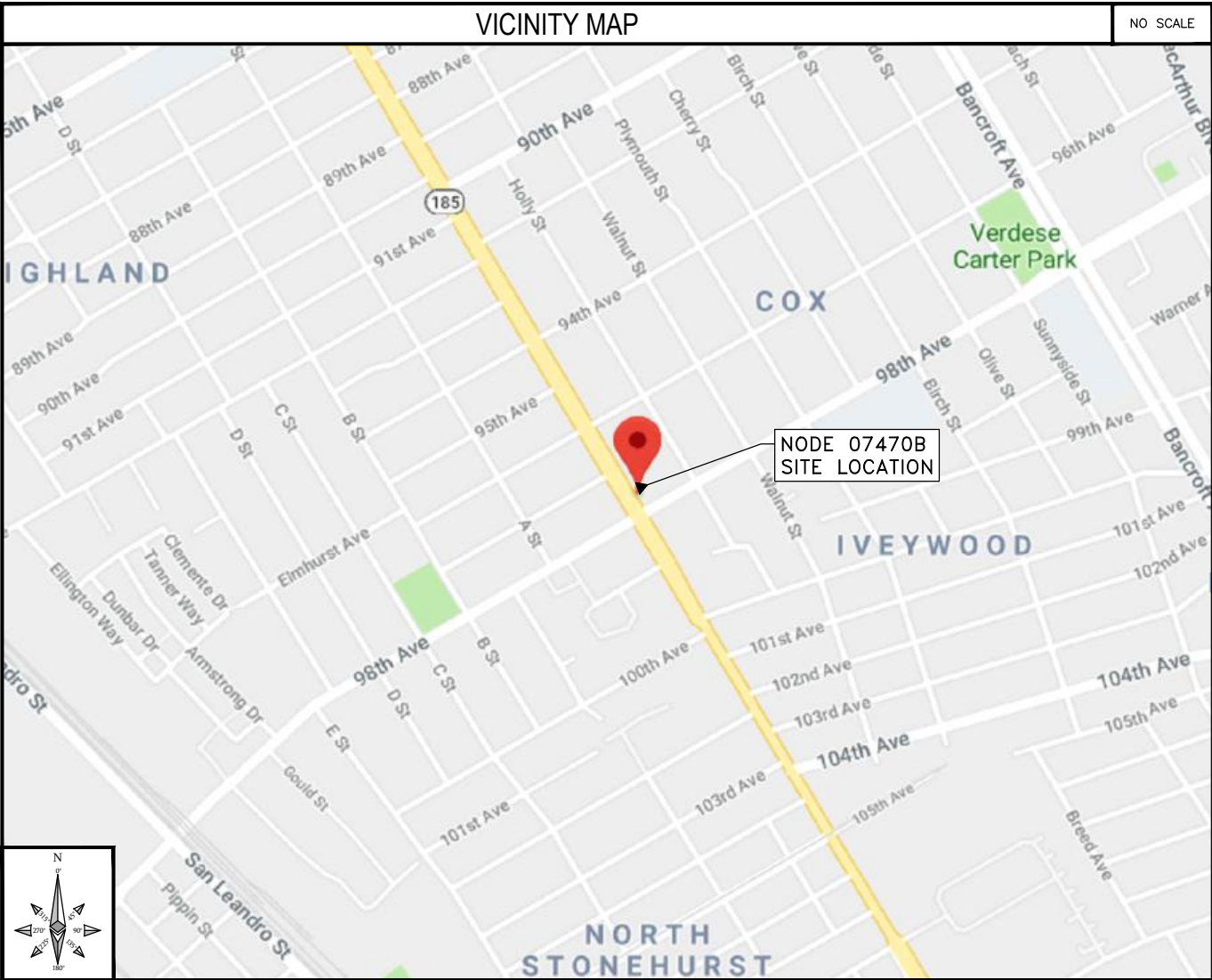
Please visit <http://www.extenetsystems.com/> or email clindsay@extenetsystems.com.



NW-CA-OASF07M1-TMO-07470B

POWER DESIGN: DC
POLE REPLACEMENT: NO

ADJACENT TO (IN PROW)
9716 INTERNATIONAL BLVD
OAKLAND, CA 94603



PROJECT DATA

LATITUDE:	37.744767°
LONGITUDE:	−122.170661°
POLE #:	A6894
ELEVATION:	33' AMSL
ANTENNA MODEL:	ERICSSON RRUS-2203/5 INTEGRATED
ANTENNA AZIMUTH:	150°
ANTENNA ELECTRICAL DOWNTILT:	0°
ANTENNA MECHANICAL DOWNTILT:	0°
ZONING JURISDICTION:	CITY OF OAKLAND
ZONING DISTRICT:	CC-2
NEAREST A.P.N.:	046-54240-2600
OCCUPANCY:	U, UNMANNED
CONSTRUCTION TYPE:	ATTACHMENTS TO A METAL POLE
TITLE 24 REQUIREMENTS:	FACILITY IS UNMANNED AND NOT FOR HUMAN HABITATION. THIS PROJECT IS EXEMPT.

APPLICANT

COMPANY:	EXTENET SYSTEMS CA, LLC.
ADDRESS:	2000 CROW CANYON PL., SUITE 210 SAN RAMON, CA 94583
CONTACT:	CHARLES LINDSAY
PHONE:	(510) 910-7787
E-MAIL:	CLINDSAY@EXTENETSYSTEMS.COM
EXTENET NOC:	(866) 892-5327 NOC@EXTENETSYSTEMS.COM

PROJECT MANAGER

COMPANY:	EXTENET SYSTEMS CA, LLC.
CONTACT:	BEAU WILLIAMS
PHONE:	(209) 834-7097
E-MAIL:	BWILLIAMS@EXTENETSYSTEMS.COM

PROJECT INFORMATION

POLE OWNER

OWNER:	CITY OF OAKLAND
ADDRESS:	7101 EDGEWATER DRIVE OAKLAND, CA 94621
PHONE:	—

PROJECT DESCRIPTION

THESE DRAWINGS DEPICT THE INSTALLATION OF A WIRELESS TELECOMMUNICATIONS NODE IN THE PUBLIC RIGHT OF WAY.

HARDWARE AND ANCILLARY EQUIPMENT TO BE INSTALLED AS DESCRIBED HEREIN.

ENGINEER

COMPANY:	BLACK & VEATCH CORP.
ENGINEER:	PATRICK MCGREGOR
PHONE:	(952) 896-0878
E-MAIL:	MCGREGORP@BV.COM

CODE COMPLIANCE

ALL WORK AND MATERIALS SHALL BE PERFORMED AND INSTALLED IN ACCORDANCE WITH THE CURRENT EDITIONS OF THE FOLLOWING CODES AS ADOPTED BY THE LOCAL GOVERNING AUTHORITIES (AS APPLICABLE). NOTHING IN THESE PLANS IS TO BE CONSTRUCTED TO PERMIT WORK NOT CONFORMING TO THESE CODES.

- IBC — 2015
- CALIFORNIA BUILDING STANDARDS CODE 2016
- CALIFORNIA GENERAL ORDER 95
- CALIFORNIA MECHANICAL CODE 2016
- CALIFORNIA PLUMBING CODE 2016
- CALIFORNIA ELECTRICAL CODE 2016
- CITY AND/OR COUNTY ORDINANCES
- INTERNATIONAL FIRE CODE 2015
- BUILDING OFFICIALS AND CODE ADMINISTRATORS (BOCA)

*IN THE EVENT OF A CONFLICT, THE MOST RESTRICTIVE CODE SHALL PREVAIL.

AGENT

AREA:	OAKLAND, CA
COMPANY:	BLACK & VEATCH CORP.
CONTACT:	ANA GOMEZ-ABARCA, EXECUTION MANAGER, TELECOM
PHONE:	(913) 458-9148 O (925) 949-5902 F
E-MAIL:	GOMEZABARCAA@BV.COM

SHEET INDEX

SHEET NO:	SHEET TITLE
T-1	TITLE SHEET
GN-1	GENERAL NOTES AND LEGEND
A-1	OVERALL SITE PLAN
A-2	POLE ELEVATIONS
A-2.1	RISER DETAILS
D-1	EQUIPMENT DETAILS
D-2	EQUIPMENT DETAILS
D-3	ELECTRICAL DETAILS

IF USING 11"X17" PLOT, DRAWINGS WILL BE HALF SCALE

SUBCONTRACTOR SHALL VERIFY ALL PLANS & EXISTING DIMENSIONS & CONDITIONS ON THE JOB SITE & SHALL IMMEDIATELY NOTIFY THE ENGINEER IN WRITING OF ANY DISCREPANCIES BEFORE PROCEEDING WITH THE WORK OR BE RESPONSIBLE FOR SAME



INTERNAL REVIEW	
CONSTRUCTION SIGNATURE	DATE
RF SIGNATURE	DATE
REAL ESTATE SIGNATURE	DATE



BLACK & VEATCH

BLACK & VEATCH CORPORATION
2999 OAK ROAD
SUITE 490
WALNUT CREEK, CA 94597

THESE DRAWINGS ARE COPYRIGHTED AND ARE THE PROPERTY OF BLACK & VEATCH, PRODUCED SOLELY FOR THE USE OF OUR CLIENT. ANY REPRODUCTION OR USE OF THE INFORMATION CONTAINED WITHIN SAID DRAWINGS IS PROHIBITED WITHOUT WRITTEN CONSENT BY BLACK & VEATCH.

PROJECT NO.	DRAWN BY	CHECKED BY
192417.4664	SGS	LW

REV	DATE	DESCRIPTION
E	03/19/18	ISSUED FOR ZONING
D	12/13/17	AMENDED PER COMMENTS
C	10/30/17	ISSUED FOR REVIEW
B	08/30/17	ISSUED FOR REVIEW

PRELIMINARY

IT IS A VIOLATION OF LAW FOR ANY PERSON, UNLESS THEY ARE ACTING UNDER THE DIRECTION OF A LICENSED PROFESSIONAL ENGINEER, TO ALTER THIS DOCUMENT.

EXTENET SYSTEMS (CA) LLC
2000 CROW CANYON PLACE
SUITE 210
SAN RAMON, CA 94583

SITE ADDRESS
07470B
ADJACENT TO (IN PROW)
9716 INTERNATIONAL BLVD
OAKLAND, CA 94603

SHEET TITLE

TITLE SHEET

SHEET NUMBER

T-1

GENERAL NOTES

1. PRIOR TO SUBMITTING A BID, THE CONTRACTOR SHALL FAMILIARIZE HIMSELF/HERSELF WITH THE SCOPE OF WORK AND ALL CONDITIONS AFFECTING THE NEW PROJECT.
2. CONTRACTOR SHALL VERIFY ALL FIELD CONDITIONS AND DIMENSIONS OF THE JOB SITE AND CONFIRM THAT WORK AS INDICATED ON THESE CONSTRUCTION DOCUMENTS CAN BE ACCOMPLISHED AS SHOWN PRIOR TO COMMENCEMENT OF ANY WORK.
3. ALL FIELD MODIFICATIONS BEFORE, DURING OR AFTER CONSTRUCTION SHALL BE APPROVED IN WRITING BY AN EXTENET SYSTEMS REPRESENTATIVE.
4. INSTALL ALL EQUIPMENT AND MATERIALS PER THE MANUFACTURER’S RECOMMENDATIONS, UNLESS INDICATED OTHERWISE.
5. NOTIFY EXTENET SYSTEMS, IN WRITING, OF ANY MAJOR DISCREPANCIES REGARDING THE CONTRACT DOCUMENTS, EXISTING CONDITIONS, AND DESIGN INTENT. THE CONTRACTOR SHALL BE RESPONSIBLE FOR OBTAINING CLARIFICATIONS FROM AN EXTENET SYSTEMS REPRESENTATIVE, AND ADJUSTING THE BID ACCORDINGLY.
6. CONTRACTOR SHALL BE SOLELY RESPONSIBLE FOR ALL CONSTRUCTION MEANS, METHODS, TECHNIQUES, SEQUENCES AND PROCEDURES OF THE WORK UNDER THE CONTRACT.
7. CONTRACTOR SHALL PROTECT ALL EXISTING IMPROVEMENTS AND FINISHES THAT ARE TO REMAIN. CONTRACTOR SHALL REPAIR ANY DAMAGE THAT MAY OCCUR DURING THE CONSTRUCTION TO THE SATISFACTION OF AN EXTENET SYSTEMS REPRESENTATIVE.
8. CONTRACTOR PLANS TO ILLUSTRATE THE AS–BUILT CONDITION OF THE SITE. FOLLOWING THE FINAL INSPECTION BY EXTENET, THE CONTRACTOR SHALL PROVIDE EXTENET SYSTEMS WITH ONE COPY OF ALL RED–LINED DRAWINGS.
9. VERIFY ALL FINAL EQUIPMENT WITH AN EXTENET SYSTEMS REPRESENTATIVE. ALL EQUIPMENT LAYOUT, SPECS, PERFORMANCE INSTALLATION AND THEIR FINAL LOCATION ARE TO BE APPROVED BY EXTENET SYSTEMS. THE CONTRACTOR SHALL BE RESPONSIBLE FOR COORDINATING HIS/HER WORK WITH THE WORK AND CLEARANCES REQUIRED BY OTHERS RELATED TO SAID INSTALLATIONS.
10. THESE NOTES SHALL BE CONSIDERED A PART OF THE WRITTEN SPECIFICATIONS, CONTRACT AND CONSTRUCTION DOCUMENTS.
11. THE WORK SHALL INCLUDE FURNISHING MATERIALS, EQUIPMENT, APPURTENANCES, AND LABOR NECESSARY TO COMPLETE ALL INSTALLATIONS AS INDICATED ON THESE PLANS AND IN THE CONTRACT DOCUMENTS.
12. PRIOR TO THE SUBMISSION OF BIDS, THE CONTRACTOR(S) SHALL VISIT THE JOB SITE(S) AND BE RESPONSIBLE FOR ALL CONTRACT DOCUMENTS, FIELD CONDITIONS AND DIMENSIONS, AND CONFIRM THAT THE WORK MAY BE ACCOMPLISHED PER THE CONTRACT DOCUMENTS. ANY DISCREPANCIES ARE TO BE BROUGHT TO THE ATTENTION OF THE IMPLEMENTATION ENGINEER AND ARCHITECT/ENGINEER PRIOR TO BID SUBMITTAL.
13. THE CONTRACTOR SHALL RECEIVE WRITTEN AUTHORIZATION TO PROCEED ON ANY WORK NOT CLEARLY DEFINED OR IDENTIFIED IN THE CONTRACT AND CONSTRUCTION DOCUMENTS BEFORE STARTING ANY WORK.
14. ALL WORK PERFORMED AND MATERIALS INSTALLED SHALL BE IN STRICT ACCORDANCE WITH ALL APPLICABLE CODES, REGULATIONS, AND ORDINANCES, INCLUDING APPLICABLE MUNICIPAL AND UTILITY COMPANY SPECIFICATIONS.
15. THE CONTRACTOR SHALL INSTALL ALL EQUIPMENT AND MATERIALS IN ACCORDANCE WITH MANUFACTURER RECOMMENDATIONS. IF THESE RECOMMENDATIONS ARE IN CONFLICT WITH THE CONTRACT AND CONSTRUCTION DOCUMENTS AND/OR APPLICABLE CODES OR REGULATIONS, REVIEW AND RESOLVE THE CONFLICT WITH DIRECTION FROM THE IMPLEMENTATION ENGINEER AND ARCHITECT/ENGINEER PRIOR TO PROCEEDING.
16. THE CONTRACTOR SHALL BE SOLELY RESPONSIBLE FOR ALL CONSTRUCTION MEANS, METHODS, TECHNIQUES, SEQUENCES, AND PROCEDURES AND FOR COORDINATION OF ALL PORTIONS OF THE WORK UNDER THE CONTRACT INCLUDING CONTACT AND COORDINATION WITH THE IMPLEMENTATION ENGINEER AND WITH THE AUTHORIZED REPRESENTATIVE OF ANY OUTSIDE POLE OR PROPERTY OWNER.
17. THE CONTRACTOR SHALL MAKE NECESSARY PROVISIONS TO PROTECT EXISTING IMPROVEMENTS, INCLUDING BUT NOT LIMITED TO PAVING, CURBS, VEGETATION, GALVANIZED SURFACE OR OTHER EXISTING ELEMENTS AND UPON COMPLETION OF THE WORK, REPAIR ANY DAMAGE THAT OCCURRED DURING CONSTRUCTION TO THE SATISFACTION OF EXTENET.
18. CONTRACTOR IS TO KEEP THE GENERAL AREA CLEAN, HAZARD FREE, AND DISPOSE OF ALL DIRT, DEBRIS, RUBBISH, AND REMOVE EQUIPMENT NOT SPECIFIED AS REMAINING ON THE PROPERTY. LEAVE PREMISES IN CLEAN CONDITION DAILY.
19. PLANS ARE INTENDED TO BE DIAGRAMMATIC ONLY AND SHOULD NOT BE SCALED UNLESS OTHERWISE NOTED. RELY ONLY ON ANNOTATED DIMENSIONS AND REQUEST INFORMATION IF ADDITIONAL DIMENSIONS ARE REQUIRED.
20. THE EXISTENCE AND LOCATION OF UTILITIES AND OTHER AGENCY’S FACILITIES WERE OBTAINED BY A SEARCH OF AVAILABLE RECORDS. OTHER FACILITIES MAY EXIST. CONTRACTOR SHALL VERIFY LOCATIONS PRIOR TO START OF CONSTRUCTION AND USE EXTREME CARE AND PROTECTIVE MEASURES TO PREVENT DAMAGE TO THESE FACILITIES. CONTRACTOR IS RESPONSIBLE FOR THE PROTECTION OF UTILITIES OR OTHER AGENCY’S FACILITIES WITHIN THE LIMITS OF THE WORK. WHETHER THEY ARE IDENTIFIED IN THE CONTRACT DOCUMENTS OR NOT.
21. THE CONTRACTOR SHALL NOTIFY UNDERGROUND SERVICE ALERT (800) 227–2600, AT LEAST TWO WORKING DAYS PRIOR TO THE START OF ANY EXCAVATION.

DEFINITIONS

1. "TYPICAL" OR "TYP" MEANS THAT THIS ITEM IS SUBSTANTIALLY THE SAME ACROSS SIMILAR CONDITIONS. "TYP," SHALL BE UNDERSTOOD TO MEAN "TYPICAL WHERE OCCURS" AND SHALL NOT BE CONSIDERED AS WITHOUT EXCEPTION OR CONSIDERATION OF SPECIFIC CONDITIONS.
2. "SIMILAR" MEANS COMPARABLE TO CHARACTERISTICS FOR THE CONDITION NOTED. VERIFY DIMENSIONS AND ORIENTATION ON PLAN.
3. "AS REQUIRED" MEANS AS REQUIRED BY REGULATORY REQUIREMENTS, BY REFERENCED STANDARDS, BY EXISTING CONDITIONS, BY GENERALLY ACCEPTED CONSTRUCTION PRACTICE, OR BY THE CONTRACT DOCUMENTS.
4. "ALIGN" MEANS ACCURATELY LOCATE FINISH FACES OF MATERIALS IN THE SAME PLANE.
5. THE TERM "VERIFY" OR "V.I.F." SHALL BE UNDERSTOOD TO MEAN "VERIFY IN FIELD WITH ENGINEER" AND REQUIRES THAT THE CONTRACTOR CONFIRM INTENTION REGARDING NOTED CONDITION AND PROCEED ONLY AFTER RECEIVING DIRECTION.
6. WHERE THE WORDS "OR EQUAL" OR WORDS OF SIMILAR INTENT FOLLOW A MATERIAL SPECIFICATION, THEY SHALL BE UNDERSTOOD TO REQUIRE SIGNED APPROVAL OF ANY DEVIATION TO SAID SPECIFICATION PRIOR TO CONTRACTOR'S ORDERING OR INSTALLATION OF SUCH PROPOSED EQUAL PRODUCT.
7. FURNISH : SUPPLY ONLY, OTHERS TO INSTALL. INSTALL: INSTALL ITEMS FURNISHED BY OTHERS. PROVIDE: FURNISH AND INSTALL.

FIELD WELDING NOTES

1. WELDING TO BE PERFORMED BY AWS CERTIFIED WELDER FOR THE TYPE OF AND POSITION INDICATED. ALL WORK MUST BE IN CONFORMANCE WITH LATEST EDITION OF AWS D1.1.
2. GRIND SURFACES TO BE WELDED WITH A SILICON CARBIDE WHEEL PRIOR TO WELDING TO REMOVE ALL GALVANIZING WHICH MAY OTHERWISE BE CONSUMED IN THE WELD METAL. APPLY ANTI–SPATTER COMPOUND AFTER GRINDING.
3. WELDING TECHNIQUE MUST MINIMIZE TEMPERATURE RISE ON THE INSIDE SURFACE OF THE POLE AND ALSO VOLATIZE ANY REMAINING ZINC WITHIN THE BASE METAL WITH MINIMUM SPATTER, USE AN E70 (LOW HYDROGEN) ELECTRODE. USE LARGEST DIAMETER ELECTRODE COMPATIBLE WITH WELDING POSITION AND MATERIAL THICKNESS. STRICTLY FOLLOW ALL MANUFACTURE’S INSTRUCTIONS FOR STORAGE AND USE OF ELECTRODES. AVOID REMOVING ELECTRODES FROM MANUFACTURE’S PACKAGING UNTIL READY FOR IMMEDIATE USE.
4. WELDING MAY PRODUCE TOXIC FUMES. REFER TO ANSI STANDARD Z49.1 "SAFETY IN WELDING AND CUTTING" FOR PROPER PRECAUTIONS.

5. UPON COMPLETION OF WELDING, APPLY GALV–A–STICK ZINC COATING TO ALL UNPROTECTED SURFACES. APPLY A SECOND LAYER OF COLD GALVANIZING SPRAY COMPOUND CONTAINING A MINIMUM ZINC CONTENT OF 95%. IF NECESSARY, APPLY A FINAL COAT OF COMPATIBLE PAINT TO MATCH SURROUNDING SURFACES.

ANTENNA MOUNTING

1. DESIGN AND CONSTRUCTION OF ANTENNA SUPPORTS SHALL CONFORM TO CURRENT ANSI/TIA–222 OR APPLICABLE LOCAL CODES.
2. ALL STEEL MATERIALS SHALL BE GALVANIZED AFTER FABRICATION IN ACCORDANCE WITH ASTM A123 "ZINC (HOT–DIP GALVANIZED) COATINGS ON IRON AND STEEL PRODUCTS", UNLESS NOTED OTHERWISE.
3. ALL BOLTS, ANCHORS AND MISCELLANEOUS HARDWARE SHALL BE GALVANIZED IN ACCORDANCE WITH ASTM A153 "ZINC–COATING (HOT–DIP) ON IRON AND STEEL HARDWARE", UNLESS NOTED OTHERWISE.
4. DAMAGED GALVANIZED SURFACES SHALL BE REPAIRED BY COLD GALVANIZING IN ACCORDANCE WITH ASTM A780.
5. ALL ANTENNA MOUNTS SHALL BE INSTALLED WITH LOCK NUTS, DOUBLE NUTS AND SHALL BE TORQUED TO MANUFACTURER’S RECOMMENDATIONS.
6. CONTRACTOR SHALL INSTALL ANTENNA PER MANUFACTURER’S RECOMMENDATION FOR INSTALLATION AND GROUNDING.
7. PRIOR TO SETTING ANTENNA AZIMUTHS AND DOWNTILTS, ANTENNA CONTRACTOR SHALL CHECK THE ANTENNA MOUNT FOR TIGHTNESS AND ENSURE THAT THEY ARE PLUMB. ANTENNA AZIMUTHS SHALL BE SET FROM TRUE NORTH AND BE ORIENTED WITHIN +/- 5% AS DEFINED BY THE RFDS. ANTENNA DOWNTILTS SHALL BE WITHIN +/- 0.5% AS DEFINED BY THE RFDS.

TORQUE REQUIREMENTS

1. ALL RF CONNECTIONS SHALL BE TIGHTENED BY A TORQUE WRENCH.
2. ALL RF CONNECTIONS, GROUNDING HARDWARE AND ANTENNA HARDWARE SHALL HAVE A TORQUE MARK INSTALLED IN A CONTINUOUS STRAIGHT LINE FROM BOTH SIDES OF THE CONNECTION.

2.1. RF CONNECTION BOTH SIDES OF THE CONNECTOR.

2.2. GROUNDING AND ANTENNA HARDWARE ON THE NUT SIDE STARTING FROM THE THREADS TO THE SOLID SURFACE. EXAMPLE OF SOLID SURFACE: GROUND BAR, ANTENNA BRACKET METAL.
3. ALL 8M ANTENNA HARDWARE SHALL BE TIGHTENED TO 9 LB–FT (12 NM).
4. ALL 12M ANTENNA HARDWARE SHALL BE TIGHTENED TO 43 LB–FT (58 NM).
5. ALL GROUNDING HARDWARE SHALL BE TIGHTENED UNTIL THE LOCK WASHER COLLAPSES AND THE GROUNDING HARDWARE IS NO LONGER LOOSE.
6. ALL DIN TYPE CONNECTIONS SHALL BE TIGHTENED TO 18–22 LB–FT (24.4 – 29.8 NM).
7. ALL N TYPE CONNECTIONS SHALL BE TIGHTENED TO 15–20 LB–IN (1.7 – 2.3 NM).

ROW NODE POLE CONSTRUCTION NOTES

1. ALL UTILITY POLES TO BE STEPPED IN ACCORDANCE WITH CALIFORNIA GENERAL ORDER 95, SECTION IX, 91.3.
2. NO BOLT THREADS TO PROTRUDE MORE THAN 1–1/2" [.038M].
3. FILL ALL HOLES LEFT IN POLE FROM REARRANGEMENT OF CLIMBERS.
4. ALL CLIMB STEPS NEXT TO CONDUIT SHALL HAVE EXTENDED STEPS.
5. 90 SHORT SWEEPS UNDER ANTENNA ARM. ALL CABLES MUST ONLY TRANSITION ON THE INSIDE OR BOTTOM OF ARMS (NO CABLE ON TOP OF ARMS).
6. USE 1/2" [.013M] CABLE ON ANTENNAS UNLESS OTHERWISE SPECIFIED.
7. FILL VOID AROUND CABLES AT CONDUIT OPENING WITH FOAM SEALANT TO PREVENT WATER INTRUSION.
8. AN ELECTROMAGNETIC EMITTANCE (EME) PLACARD SHALL BE AFFIXED TO THE POLE WHERE VISIBLE TO CRAFT WORKERS BETWEEN THE EQUIPMENT AND ANTENNA.
9. PLACARDS STATING "POWER DISCONNECT PROCEDURES INSIDE SHROUD" SHALL BE PLACED INSIDE ANTENNA SHROUD AND ON EXTERIOR OF DISCONNECT.
10. BUSS BAR CONNECTIONS SHALL BE DOUBLE LUGGED AND COATED IN NO–OX TO RESIST CORROSION.

NODE SITE POWER SHUT DOWN PROCEDURES

4. FOR NON EMERGENCY/SCHEDULED POWER SHUT DOWN:

4.1. CALL EXTENET SYSTEMS NOC (NETWORK OPERATIONS CENTER) (866)892–5327

4.2. 24 HOURS PRIOR TO SCHEDULED POWER SHUT OFF

4.3. PROVIDE THE FOLLOWING INFORMATION:

– NOC SITE NUMBER IDENTIFIED ON SITE NUMBERING STICKER

– YOUR NAME AND REASON FOR POWER SHUTOFF

– PROVIDE DURATION OF OUTAGE

4.4. UNLOCK DISCONNECT BOX, FLIP BOTH BREAKERS TO THE OFF POSITION

4.5. POWER SHUT OFF VERIFICATION WITH APPROVED PG&E PROCEDURES

4.6. NOTIFY EXTENET NOC UPON COMPLETION OF WORK

4.7. RE–INSTALL LOCK ON DISCONNECT BOX
5. FOR EMERGENCY POWER SHUT OFF:

5.1. CALL EXTENET SYSTEMS NOC (NETWORK OPERATIONS CENTER) (866)892–5327

5.2. PROVIDE THE FOLLOWING INFORMATION:

– NOC SITE NUMBER IDENTIFIED ON SITE NUMBERING STICKER

– YOUR NAME AND REASON FOR POWER SHUTOFF

– PROVIDE DURATION OF OUTAGE

5.3. UNLOCK DISCONNECT BOX, FLIP BOTH BREAKERS TO THE OFF POSITION

5.4. POWER SHUT OFF VERIFICATION WITH APPROVED PG&E PROCEDURES

5.5. NOTIFY EXTENET NOC UPON COMPLETION OF WORK

5.6. RE–INSTALL LOCK ON DISCONNECT BOX

LEGEND

EXOTHERMIC CONNECTION

MECHANICAL CONNECTION

CHEMICAL ELECTROLYTIC GROUNDING SYSTEM

TEST CHEMICAL ELECTROLYTIC GROUNDING SYSTEM

EXOTHERMIC WITH INSPECTION SLEEVE

GROUNDING BAR

GROUND ROD

TEST GROUND ROD WITH INSPECTION SLEEVE

CHAINLINK FENCE

WOOD/WROUGHT IRON FENCE

WALL STRUCTURE

LEASE AREA

PROPERTY LINE (PL)

SETBACKS

WATER LINE

UNDERGROUND POWER

UNDERGROUND TELCO

UNDERGROUND FIBER

OVERHEAD POWER

OVERHEAD TELCO

UNDERGROUND TELCO/POWER

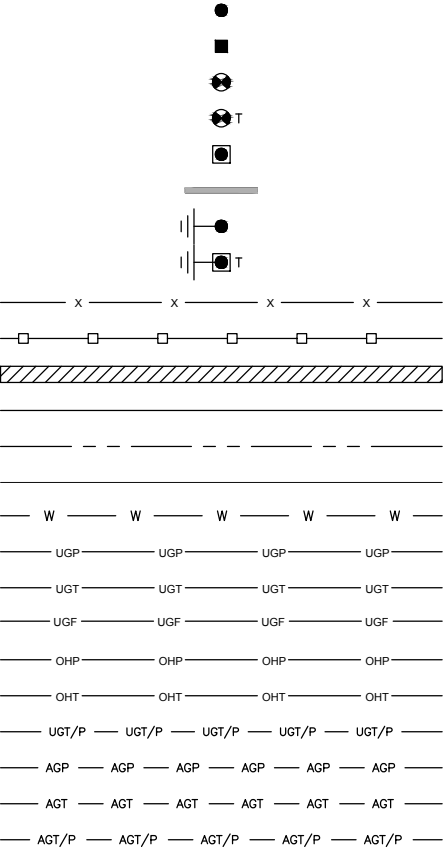
ABOVE GROUND POWER

ABOVE GROUND TELCO

ABOVE GROUND TELCO/POWER

SECTION REFERENCE

DETAIL REFERENCE



UNDERGROUND
SERVICE ALERT
UTILITIES PROTECTION CENTER, INC.
811

48 HOURS BEFORE YOU DIG



INTERNAL REVIEW

CONSTRUCTION SIGNATURE	DATE
RF SIGNATURE	DATE
REAL ESTATE SIGNATURE	DATE



BLACK & VEATCH

BLACK & VEATCH CORPORATION
2999 OAK ROAD
SUITE 490
WALNUT CREEK, CA 94597

THESE DRAWINGS ARE COPYRIGHTED AND ARE THE PROPERTY OF BLACK & VEATCH; PRODUCED SOLELY FOR THE USE OF OUR CLIENT. ANY REPRODUCTION OR USE OF THE INFORMATION CONTAINED WITHIN SAID DRAWINGS IS PROHIBITED WITHOUT WRITTEN CONSENT BY BLACK & VEATCH.

PROJECT NO.	DRAWN BY	CHECKED BY
192417.4664	SGS	LW

E	03/19/18	ISSUED FOR ZONING
D	12/13/17	AMENDED PER COMMENTS
C	10/30/17	ISSUED FOR REVIEW
B	08/30/17	ISSUED FOR REVIEW
REV	DATE	DESCRIPTION

PRELIMINARY

IT IS A VIOLATION OF LAW FOR ANY PERSON, UNLESS THEY ARE ACTING UNDER THE DIRECTION OF A LICENSED PROFESSIONAL ENGINEER, TO ALTER THIS DOCUMENT.

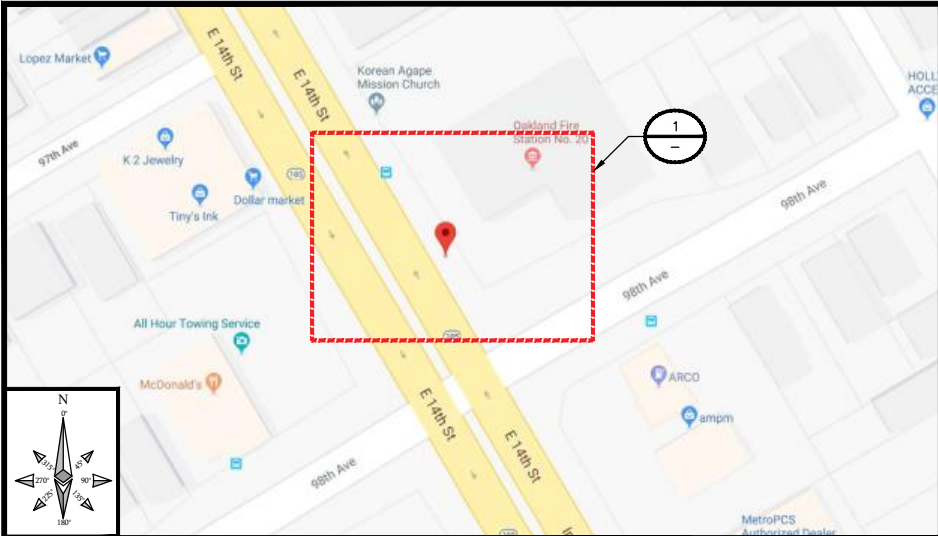
EXTENET SYSTEMS (CA) LLC
2000 CROW CANYON PLACE
SUITE 210
SAN RAMON, CA 94583

SITE ADDRESS
07470B
ADJACENT TO (IN PROW)
9716 INTERNATIONAL BLVD
OAKLAND, CA 94603

SHEET TITLE
GENERAL NOTES
AND LEGEND

SHEET NUMBER

GN-1



SITE PLAN MAP

NO SCALE

A

SITE PHOTO

2

THIS DRAWING IS NOT A SITE SURVEY

THE PURPOSE OF THIS DRAWING IS TO SHOW HOW THE DEVELOPED SITE RELATES TO THE PARENT PARCEL AND ADJACENT PROPERTIES. R.O.W. MEASUREMENTS ARE APPROXIMATIONS.

NOTES

1. EXTENET TO UTILIZE EXISTING CITY OF OAKLAND STREETLIGHT ELECTRICAL DUCT STRUCTURE TO NEAREST COMMERCIAL POWER CONNECTION POINT.

OR

2. EXTENET TO BRING COMMERCIAL POWER AND FIBER OPTIC CABLE TO CITY OF OAKLAND STREETLIGHT ELECTRICAL BOX SERVING SPECIFIED EXISTING CITY OF OAKLAND STREETLIGHT AND UTILIZE EXISTING CONDUIT CONNECTION BETWEEN THE ELECTRIC BOX AND STREETLIGHT.



INTERNAL REVIEW	
CONSTRUCTION SIGNATURE	DATE
RF SIGNATURE	DATE
REAL ESTATE SIGNATURE	DATE

BLACK & VEATCH

BLACK & VEATCH CORPORATION
2999 OAK ROAD
SUITE 490
WALNUT CREEK, CA 94597

THESE DRAWINGS ARE COPYRIGHTED AND ARE THE PROPERTY OF BLACK & VEATCH; PRODUCED SOLELY FOR THE USE OF OUR CLIENT. ANY REPRODUCTION OR USE OF THE INFORMATION CONTAINED WITHIN SAID DRAWINGS IS PROHIBITED WITHOUT WRITTEN CONSENT BY BLACK & VEATCH.

PROJECT NO.	DRAWN BY	CHECKED BY
192417.4664	SGS	LW

REV	DATE	DESCRIPTION
E	03/19/18	ISSUED FOR ZONING
D	12/13/17	AMENDED PER COMMENTS
C	10/30/17	ISSUED FOR REVIEW
B	08/30/17	ISSUED FOR REVIEW

PRELIMINARY

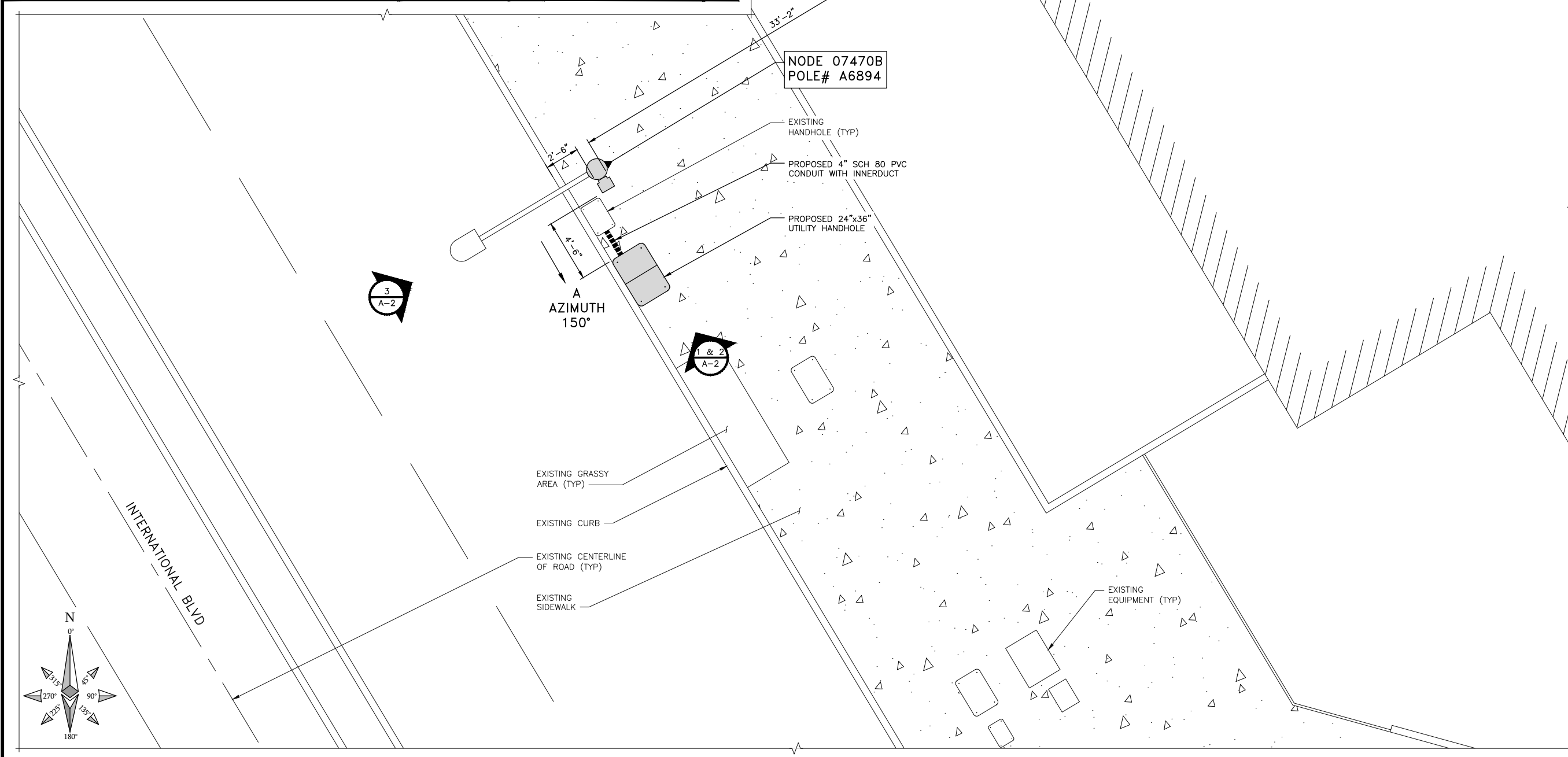
IT IS A VIOLATION OF LAW FOR ANY PERSON, UNLESS THEY ARE ACTING UNDER THE DIRECTION OF A LICENSED PROFESSIONAL ENGINEER, TO ALTER THIS DOCUMENT.

EXTENET SYSTEMS (CA) LLC
2000 CROW CANYON PLACE
SUITE 210
SAN RAMON, CA 94583

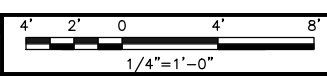
SITE ADDRESS
07470B
ADJACENT TO (IN PROW)
9716 INTERNATIONAL BLVD
OAKLAND, CA 94603

SHEET TITLE
OVERALL SITE PLAN

SHEET NUMBER
A-1

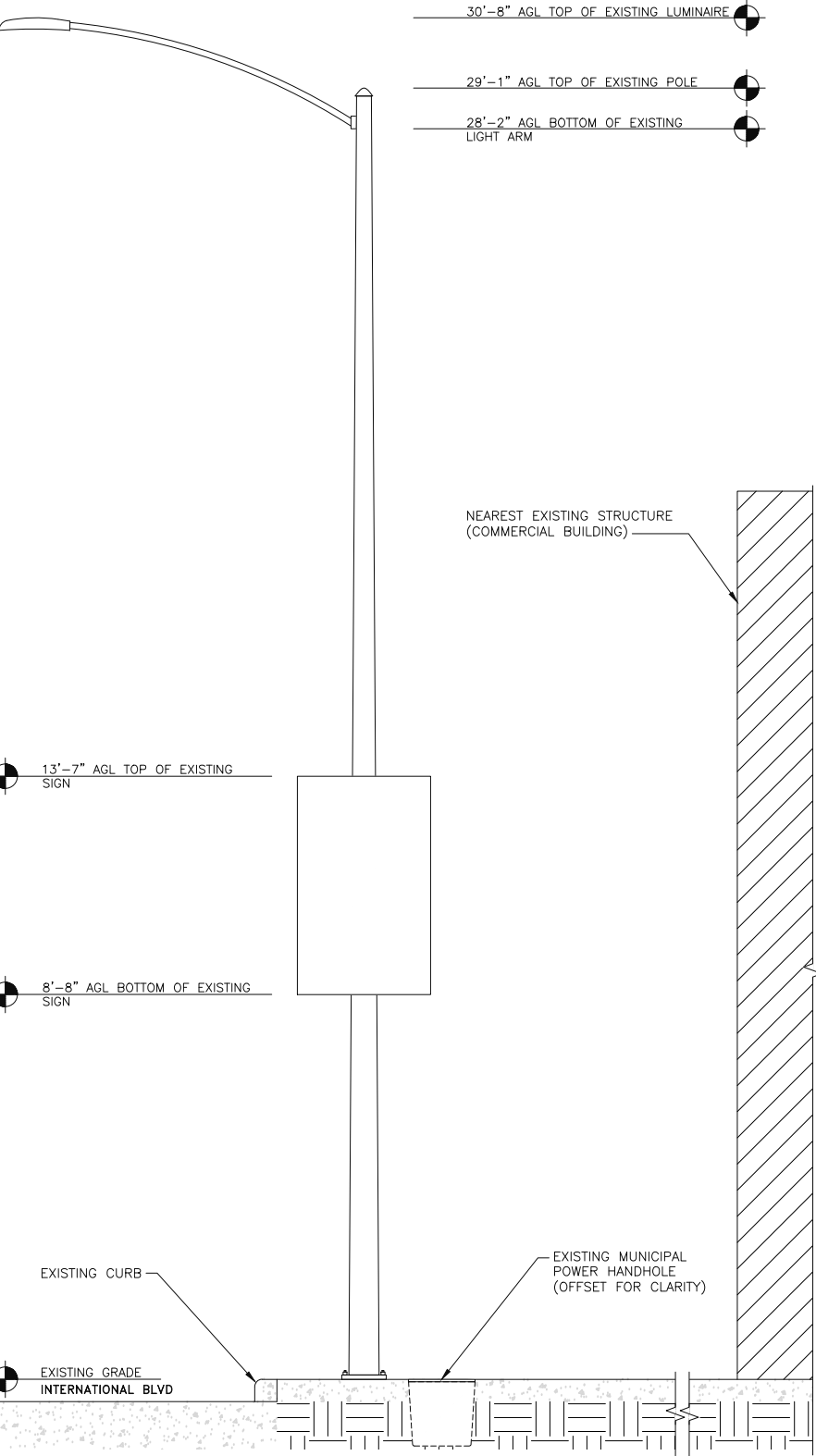


OVERALL SITE PLAN



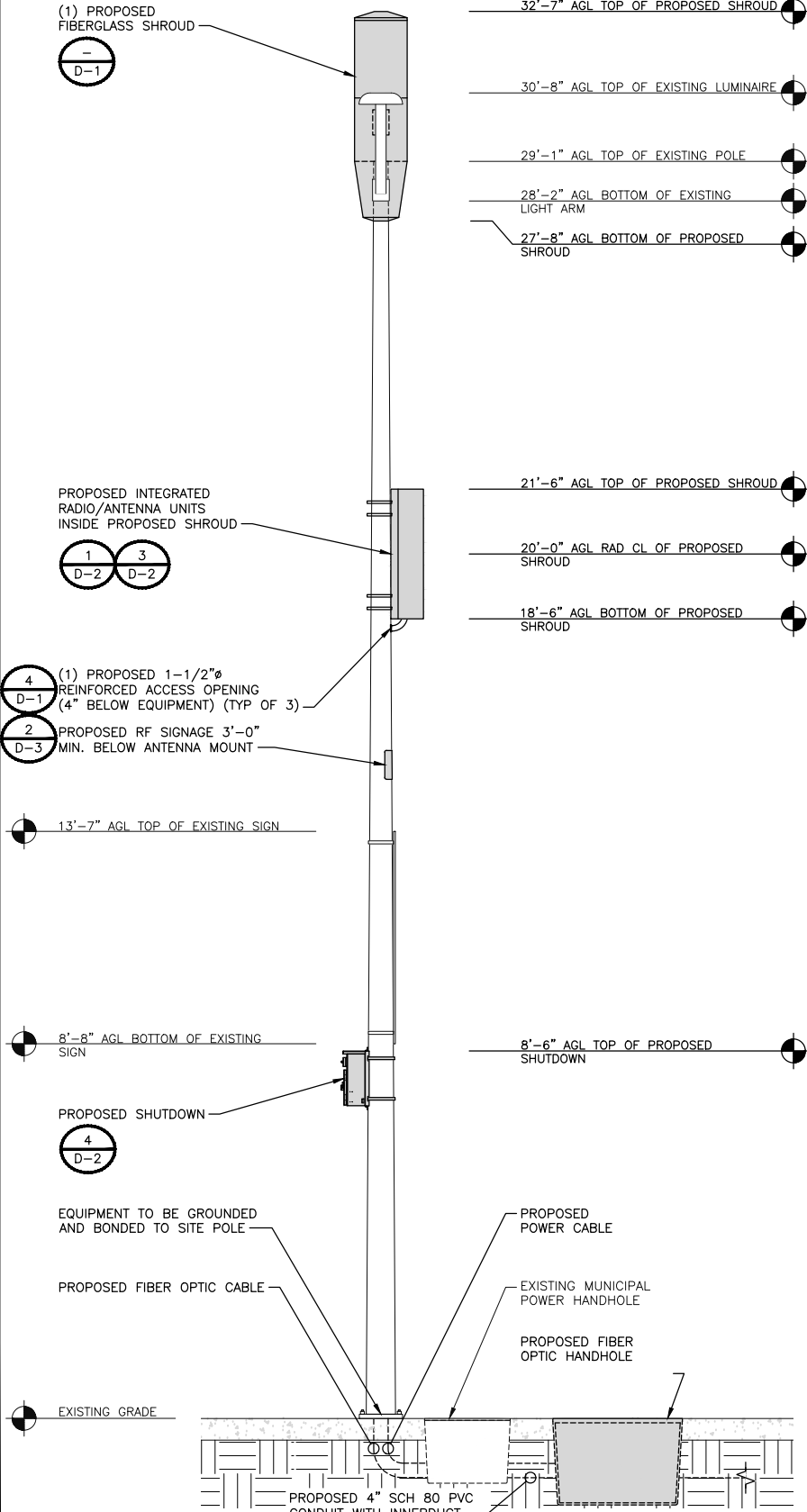
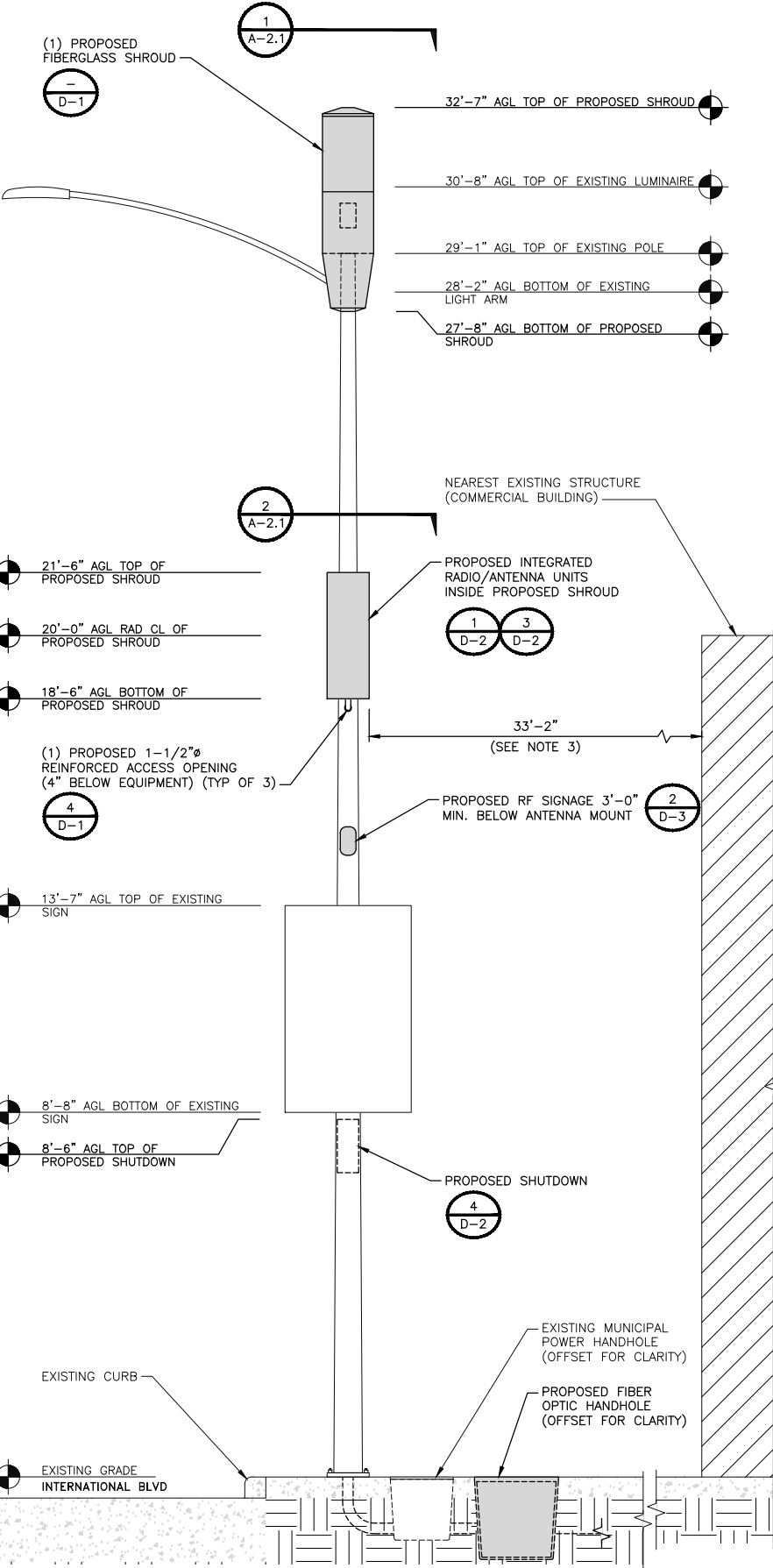
STRUCTURAL NOTE

THESE DRAWINGS HAVE BEEN CREATED BASED ON THE ASSUMPTION THAT THE STRUCTURE HAS SUFFICIENT CAPACITY TO SUPPORT THE PROPOSED LOADING. IT IS THE RESPONSIBILITY OF THE CONSULTING ENGINEER TO CONFIRM THAT THE PROPOSED LOADING IS WITHIN THE ORIGINAL DESIGN CAPACITY OF THE STRUCTURE.



NOTES

1. SEE SHEET GN-1 ROW UTILITY POLE CONSTRUCTION NOTES FOR ADDITIONAL INFORMATION
2. ALL PROPOSED/ANCILLARY EQUIPMENT TO BE PAINTED MESA BROWN TO MATCH EXISTING UTILITY POLE.
3. DISTANCE FROM ANTENNA FACE TO NEAREST BUILDING (9716 INTERNATIONAL BLVD). SEE SHEET A-1 FOR ORIENTATION.
4. ANTENNA SHROUD NOT ENTIRELY SHOWN FOR CLARITY.



INTERNAL REVIEW	
CONSTRUCTION SIGNATURE	DATE
RF SIGNATURE	DATE
REAL ESTATE SIGNATURE	DATE

BLACK & VEATCH

BLACK & VEATCH CORPORATION
2999 OAK ROAD
SUITE 490
WALNUT CREEK, CA 94597

THESE DRAWINGS ARE COPYRIGHTED AND ARE THE PROPERTY OF BLACK & VEATCH; PRODUCED SOLELY FOR THE USE OF OUR CLIENT. ANY REPRODUCTION OR USE OF THE INFORMATION CONTAINED WITHIN SAID DRAWINGS IS PROHIBITED WITHOUT WRITTEN CONSENT BY BLACK & VEATCH.

PROJECT NO.	DRAWN BY	CHECKED BY
192417.4664	SGS	LW

REV	DATE	DESCRIPTION
E	03/19/18	ISSUED FOR ZONING
D	12/13/17	AMENDED PER COMMENTS
C	10/30/17	ISSUED FOR REVIEW
B	08/30/17	ISSUED FOR REVIEW

PRELIMINARY

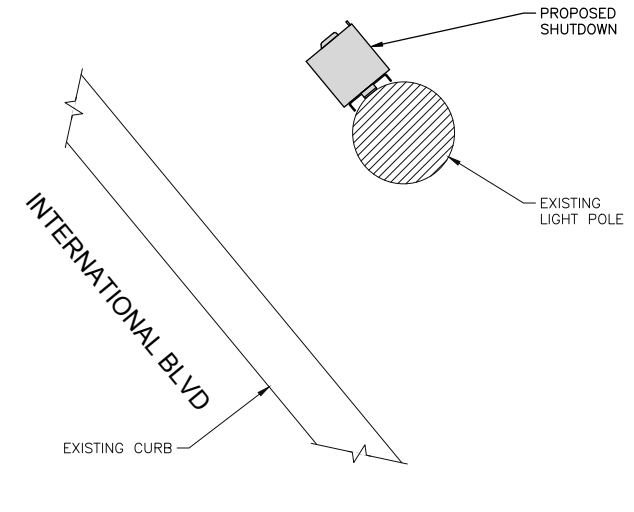
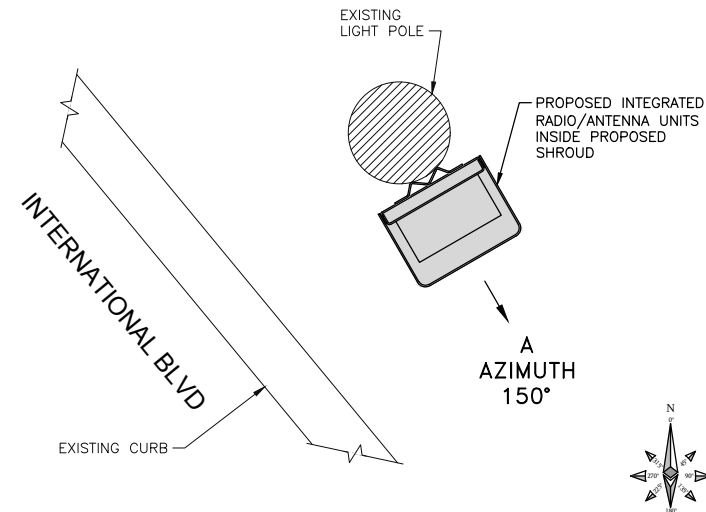
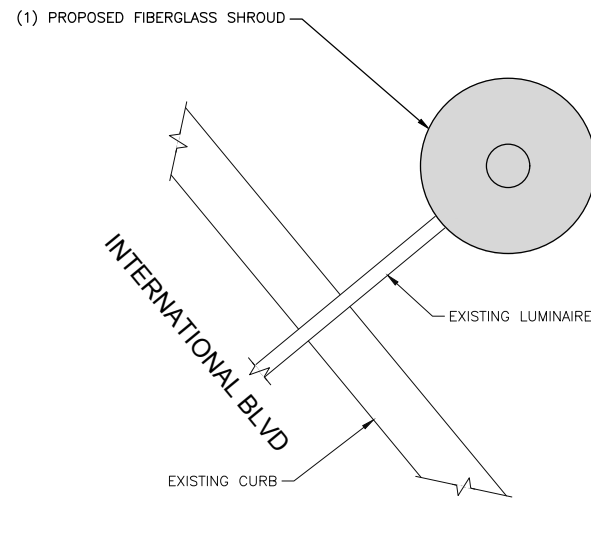
IT IS A VIOLATION OF LAW FOR ANY PERSON, UNLESS THEY ARE ACTING UNDER THE DIRECTION OF A LICENSED PROFESSIONAL ENGINEER, TO ALTER THIS DOCUMENT.

EXTENET SYSTEMS (CA) LLC
2000 CROW CANYON PLACE
SUITE 210
SAN RAMON, CA 94583

SITE ADDRESS
07470B
ADJACENT TO (IN PROW)
9716 INTERNATIONAL BLVD
OAKLAND, CA 94603

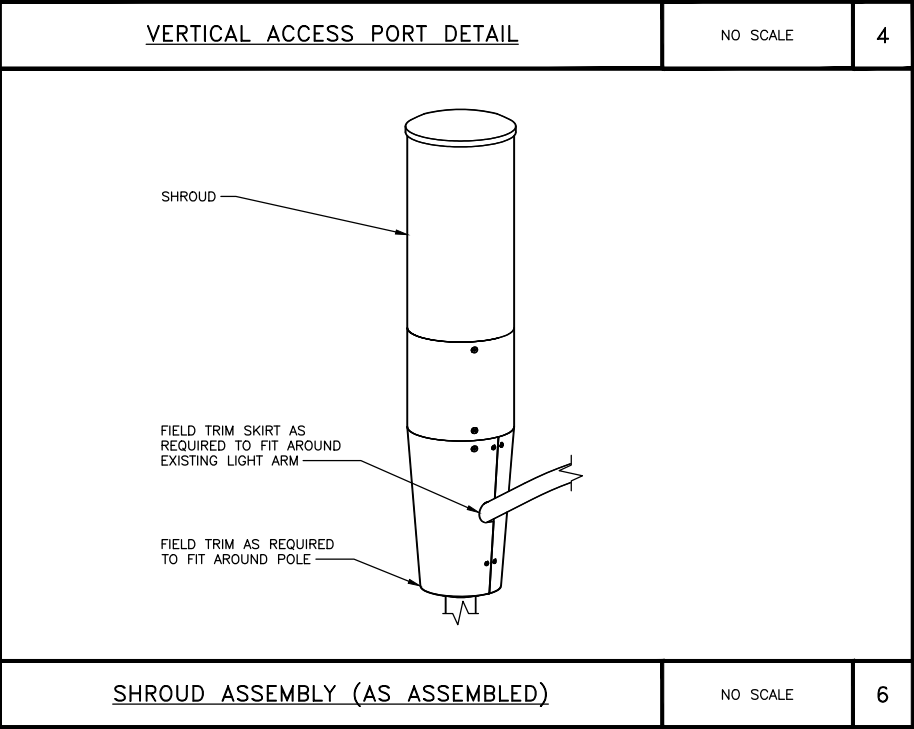
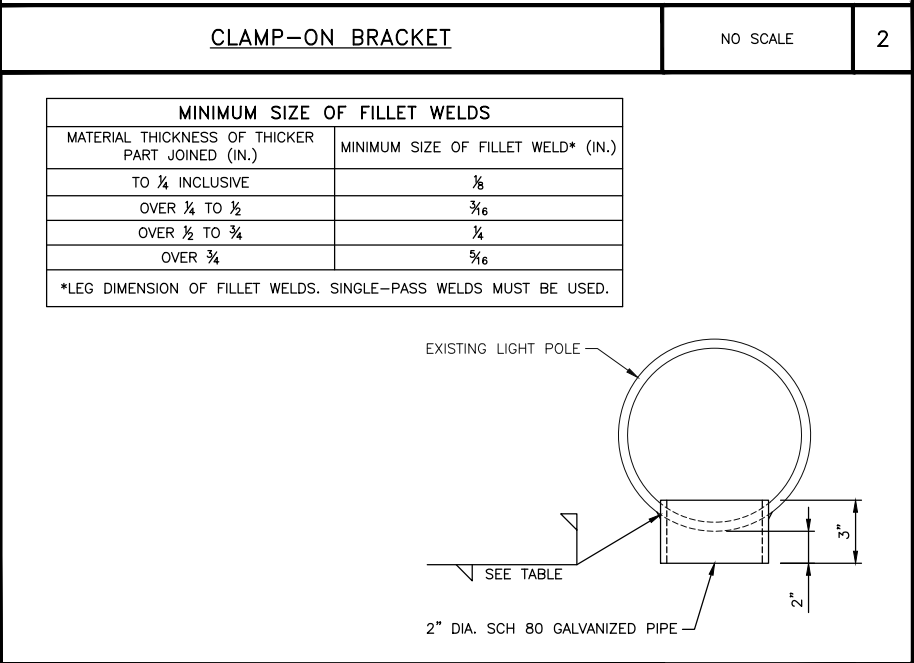
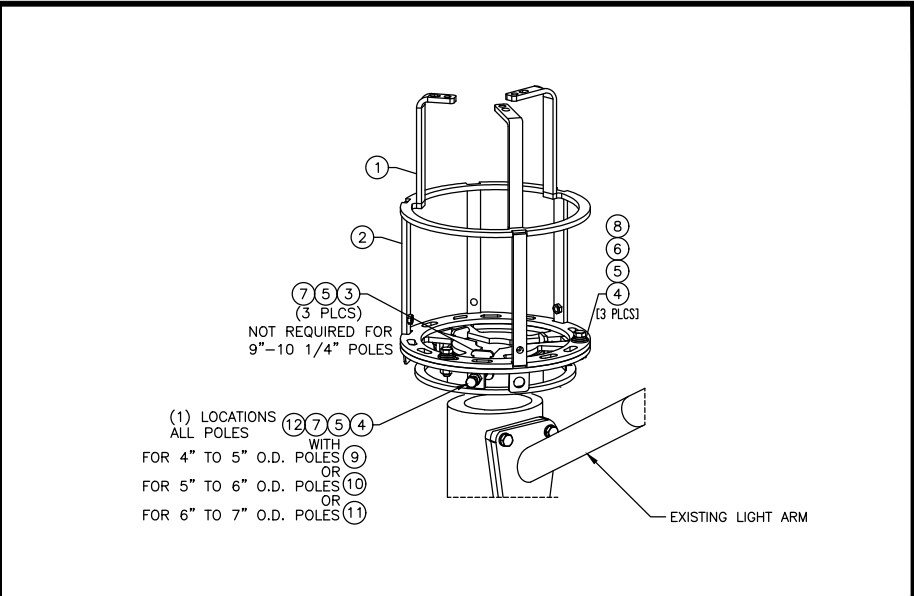
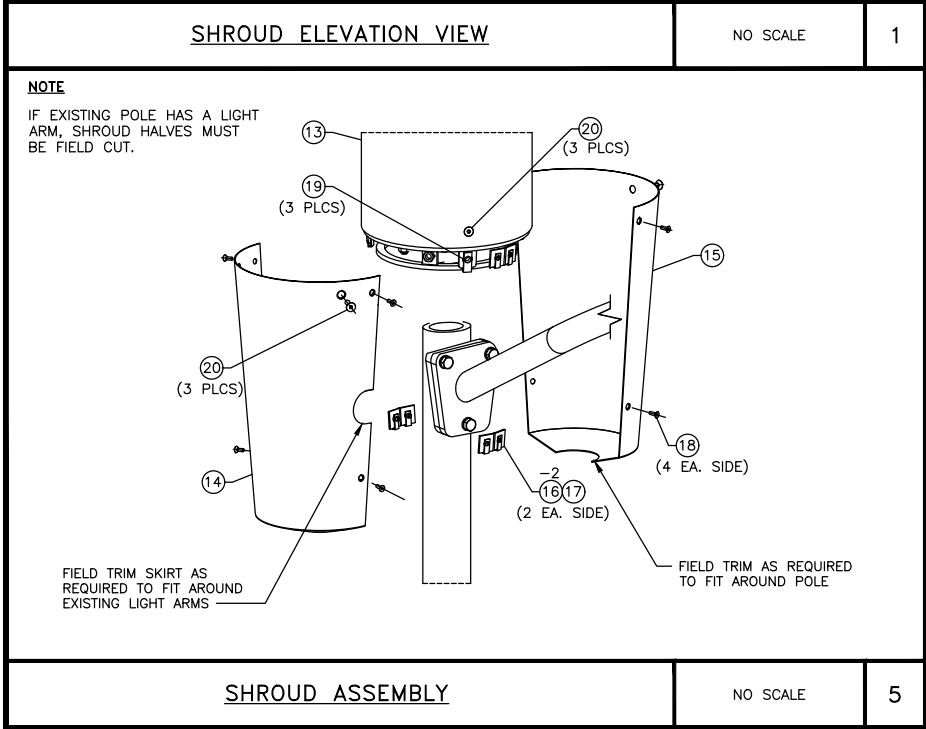
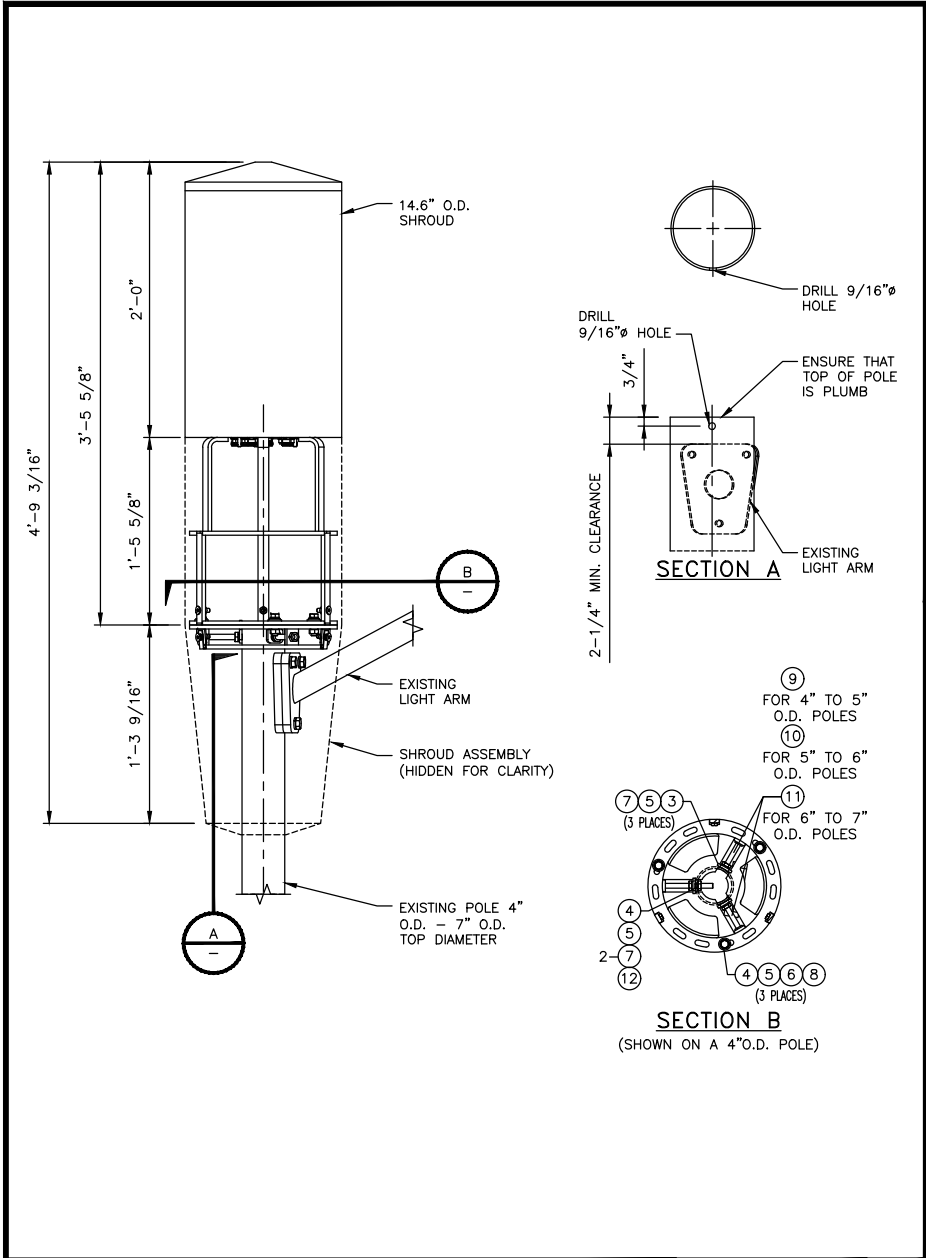
SHEET TITLE
POLE ELEVATIONS

SHEET NUMBER
A-2




THESE DRAWINGS ARE COPYRIGHTED AND ARE THE PROPERTY OF BLACK & VEATCH; PRODUCED SOLELY FOR THE USE OF OUR CLIENT. ANY REPRODUCTION OR USE OF THE INFORMATION CONTAINED WITHIN SAID DRAWINGS IS PROHIBITED WITHOUT WRITTEN CONSENT BY BLACK & VEATCH.

E	03/19/18	ISSUED FOR ZONING
D	12/13/17	AMENDED PER COMMENTS
C	10/30/17	ISSUED FOR REVIEW
B	08/30/17	ISSUED FOR REVIEW
REV	DATE	DESCRIPTION



ITEM #	PART #	DESCRIPTION	QTY.	UNIT
CLAMP-ON BRACKET PARTS				
1	VIA-1185	3/8" x 1-1 7/8" O.D. A36, TOP MOUNT WLDMNT	1	18.1
2	VIA-1194	3/8" x 13 7/8" O.D. A36, TOP CAP WLDMNT	1	13.9
3	PL-1655	1/4"x1 5/8"x2 1/8" A36, PLATE	3	0.2
SHROUD PARTS				
4	VIA-1193	14GA. x 14 1/4" TD x 4 1/4" BD x 15 9/16" A569, SKIRT	2	7.6
5	14.25R17.625	14 1/4"O.D. x 17 5/8" FIBERGLASS SHROUD HALF	2	2
6	14209-4	11GA. x 1 1/2" x 2 15/16" A36, FORMED PLATE	4	0.1
HARDWARE				
7	70399	1/4"Ø x 3/4" SS, CNTR SUNK SCKET HD SCREW	8	0.01
8	55500	1/4-20 U-STYLE SPEED NUT	8	0.02
9	91137	3/8"Ø x 1" ROUND HEAD SLOTTED NYLON SCREW	4	0.01
10	70428	3/8"Ø x 1 1/4" S.S. COUNTERSUNK SCKET HD SCREW	12	0.01
11	55510	3/8-16 SPEED NUT	4	0.04
12	71011	1/2"Ø x 1 1/2" S.S. BOLT	2	0.1
13	71012F	1/2"Ø x 1 3/4" S.S. FULLY THD'D BOLT	3	0.1
14	71013F	1/2"Ø x 2" S.S. FULLY THD'D BOLT	2	0.2
15	71015F	1/2"Ø x 2 1/2" S.S. FULLY THD'D BOLT	2	0.2
16	71052F	1/2"Ø x 3" S.S. FULLY THD'D BOLT	2	0.2
17	71051F	1/2"Ø x 3 1/2" S.S. FULLY THD'D BOLT	2	0.2
18	71053F	1/2"Ø x 4" S.S. FULLY THD'D BOLT	2	0.3
19	80333	1/2"Ø x 6" S.S. THREADED ROD	1	0.3
20	44005	1/2"Ø NYLON FLAT WASHER	3	0.01
21	40027	1/2"Ø x 1.032" O.D. x .121" S.S. FLAT WASHER	4	0.02
22	43020	1/2"Ø S.S. LOCK WASHER	7	0.01
23	52005	1/2"Ø S.S. JAM NUT	5	0.04
TOTAL GALV. WT.			126	

EQUIPMENT TABLE	NO SCALE	3
NOT USED		




mConnectivity Everywhere

INTERNAL REVIEW

CONSTRUCTION SIGNATURE DATE

RF SIGNATURE DATE

REAL ESTATE SIGNATURE DATE



BLACK & VEATCH CORPORATION
2999 OAK ROAD
SUITE 490
WALNUT CREEK, CA 94597

THESE DRAWINGS ARE COPYRIGHTED AND ARE THE PROPERTY OF BLACK & VEATCH; PRODUCED SOLELY FOR THE USE OF OUR CLIENT. ANY REPRODUCTION OR USE OF THE INFORMATION CONTAINED WITHIN SAID DRAWINGS IS PROHIBITED WITHOUT WRITTEN CONSENT BY BLACK & VEATCH.

PROJECT NO.	DRAWN BY	CHECKED BY
192417.4664	SGS	LW

E	03/19/18	ISSUED FOR ZONING
D	12/13/17	AMENDED PER COMMENTS
C	10/30/17	ISSUED FOR REVIEW
B	08/30/17	ISSUED FOR REVIEW
REV	DATE	DESCRIPTION

PRELIMINARY

IT IS A VIOLATION OF LAW FOR ANY PERSON, UNLESS THEY ARE ACTING UNDER THE DIRECTION OF A LICENSED PROFESSIONAL ENGINEER, TO ALTER THIS DOCUMENT.

EXTENET SYSTEMS (CA) LLC
2000 CROW CANYON PLACE
SUITE 210
SAN RAMON, CA 94583

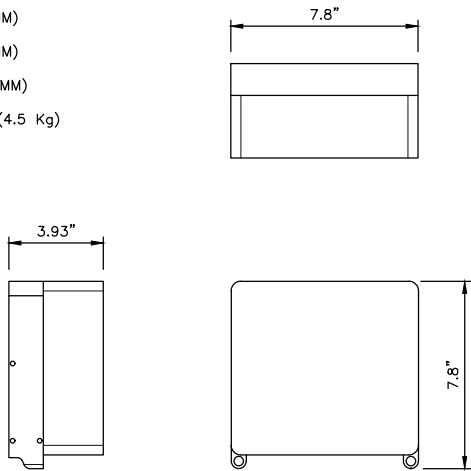
SITE ADDRESS
07470B
ADJACENT TO (IN PROW)
9716 INTERNATIONAL BLVD
OAKLAND, CA 94603

SHEET TITLE
EQUIPMENT DETAILS

SHEET NUMBER
D-1

ERICSSON RRUS-2203/5

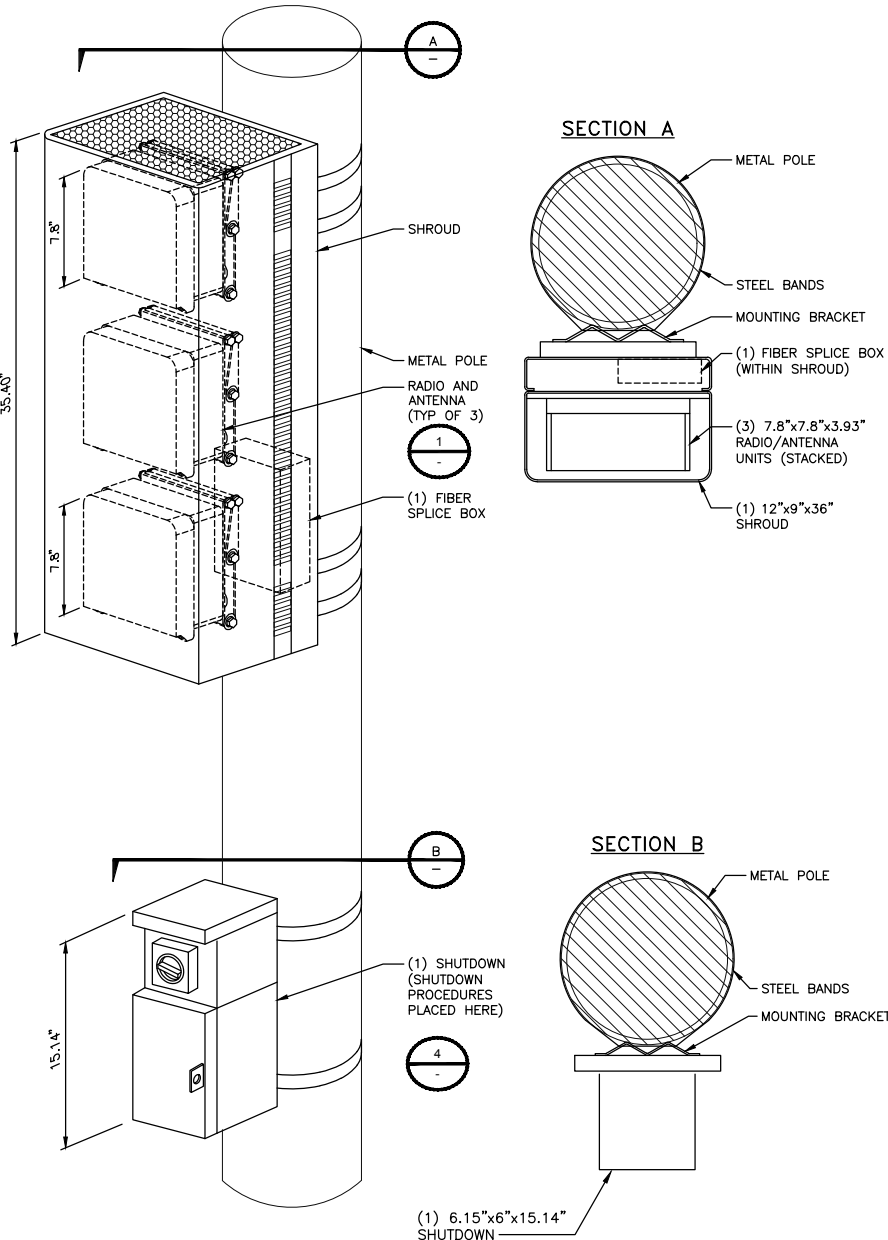
LENGTH: 7.8" (200MM)
WIDTH: 7.8" (200MM)
DEPTH: 3.93" (100MM)
TOTAL WEIGHT (WITHOUT BRACKETS): <9.9 LBS (4.5 Kg)



RADIO UNIT SPECIFICATIONS

NO SCALE

1



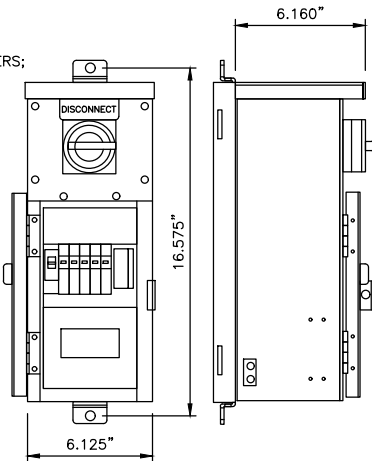
EQUIPMENT MOUNTING DETAIL

NO SCALE

3

LOAD CENTER SPECIFICATIONS

DIMENSIONS, WxDxH: 6.15"x6.00"x15.14"
OPERATING VOLTAGE: 120 VAC
MAIN BREAKER: 20-40 amps
NUMBER OF BREAKERS: MAX OF (5) BREAKERS; 0-20 amp
POWER INPUT WIRE SIZE: #14-#2 awg
POWER OUTPUT WIRE SIZE: #20-#2 awg
TOTAL WEIGHT: 12 lbs



SHUTDOWN SPECIFICATIONS

NO SCALE

4

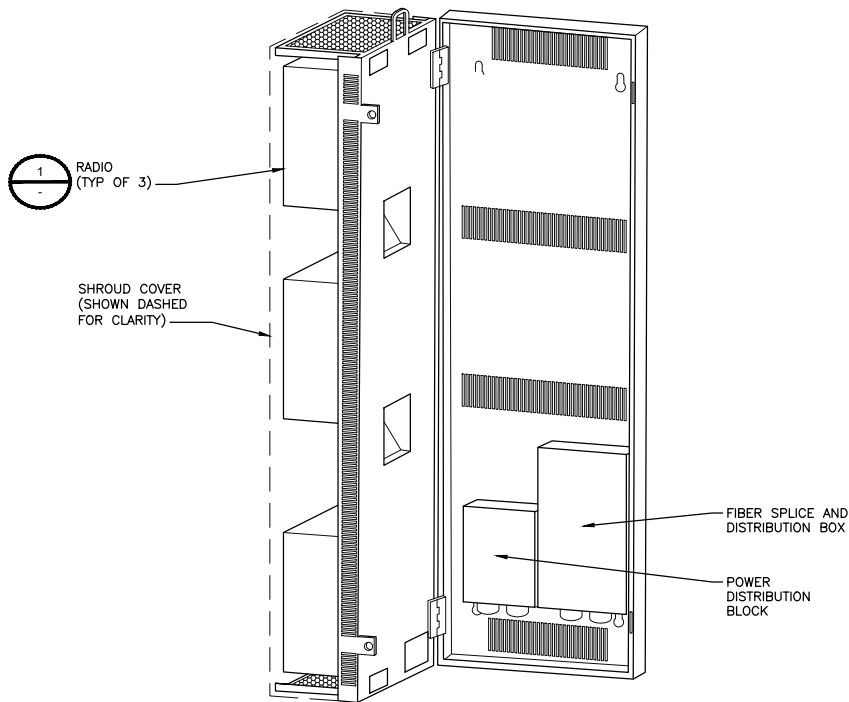
NOT USED

NO SCALE

5

ERICSSON SMALL CELL SHROUD

DEPTH: 9" (229 MM)
HEIGHT: 35.4" (899 MM)
WIDTH: 11.67" (296 MM)
WEIGHT: 90 LBS (40.5 KG)



NOT USED

NO SCALE

2

RADIO SHROUD SPECIFICATIONS

NO SCALE

6



INTERNAL REVIEW

CONSTRUCTION SIGNATURE DATE

RF SIGNATURE DATE

REAL ESTATE SIGNATURE DATE



BLACK & VEATCH

BLACK & VEATCH CORPORATION
2999 OAK ROAD
SUITE 490
WALNUT CREEK, CA 94597

THESE DRAWINGS ARE COPYRIGHTED AND ARE THE PROPERTY OF BLACK & VEATCH; PRODUCED SOLELY FOR THE USE OF OUR CLIENT. ANY REPRODUCTION OR USE OF THE INFORMATION CONTAINED WITHIN SAID DRAWINGS IS PROHIBITED WITHOUT WRITTEN CONSENT BY BLACK & VEATCH.

PROJECT NO.	DRAWN BY	CHECKED BY
192417.4664	SGS	LW

REV	DATE	DESCRIPTION
E	03/19/18	ISSUED FOR ZONING
D	12/13/17	AMENDED PER COMMENTS
C	10/30/17	ISSUED FOR REVIEW
B	08/30/17	ISSUED FOR REVIEW

PRELIMINARY

IT IS A VIOLATION OF LAW FOR ANY PERSON, UNLESS THEY ARE ACTING UNDER THE DIRECTION OF A LICENSED PROFESSIONAL ENGINEER, TO ALTER THIS DOCUMENT.

EXTENET SYSTEMS (CA) LLC
2000 CROW CANYON PLACE
SUITE 210
SAN RAMON, CA 94583

SITE ADDRESS
07470B
ADJACENT TO (IN PROW)
9716 INTERNATIONAL BLVD
OAKLAND, CA 94603

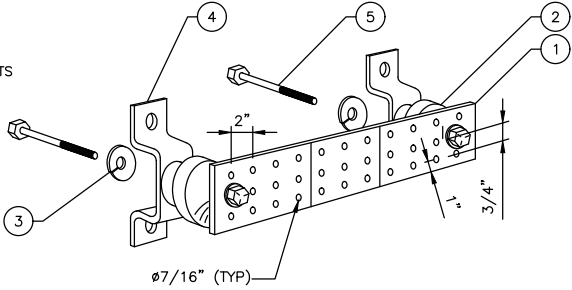
SHEET TITLE
EQUIPMENT DETAILS

SHEET NUMBER

D-2

LEGEND

1. COPPER TINNED GROUND BAR HOLE CENTERS TO MATCH NEMA DOUBLE LUG CONFIGURATION
2. INSULATORS
3. 5/8" LOCKWASHERS
4. WALL MOUNTING BRACKETS
5. 5/8"-11 X 1" H.H.C.S. BOLTS



GROUND BAR DETAIL

NO SCALE

1

RF SIGNAGE DETAILS

NO SCALE

2

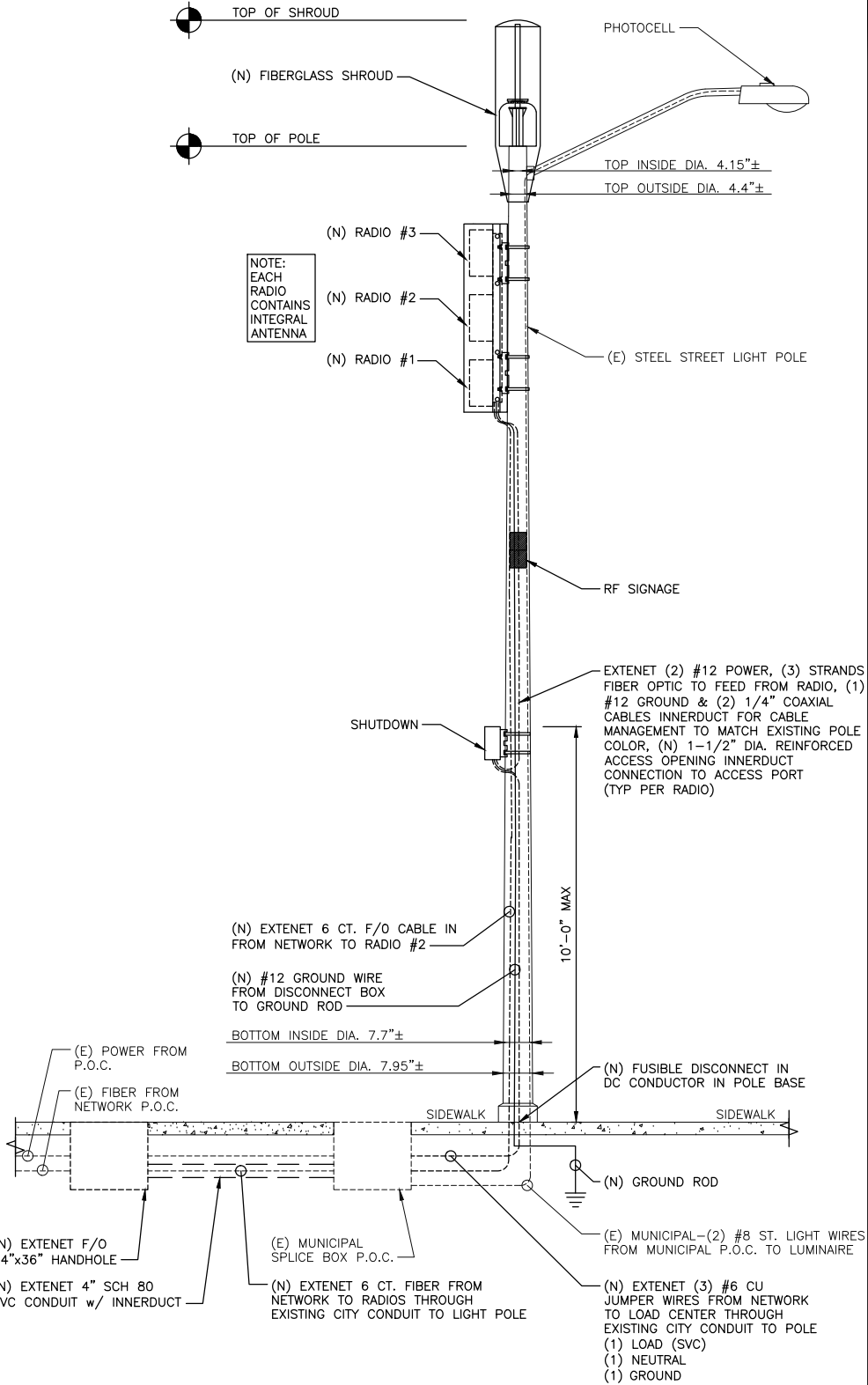
NOTES

1. EXTENET TO INSTALL SIGNS PER G095 RULE 94.5 APPENDIX H, EXHIBIT A: AT NODE/ANTENNA POLE.
2. SPECIFIC EME PLACARD WILL BE PLACED AFTER EME REPORT.



NOTES

1. IF THE CONDUIT FROM THE CITY PULL BOX IS INADEQUATE TO PROVIDE ADDITIONAL CAPACITY FOR EXTENET CABLING, EXTENET CONTRACTOR SHALL UPGRADE THE CONDUIT TO A SIZE THAT WILL ACCOMMODATE THE INCREASED CABLING.
2. IF THE POLE BASE IS INADEQUATE TO PROVIDE ADDITIONAL CAPACITY FOR EXTENET CABLING, EXTENET CONTRACTOR SHALL REPLACE THE POLE BASE TO A SIZE THAT WILL ACCOMMODATE THE INCREASED CABLING.
3. WHEN A SITUATION ARISES WHERE THE EXISTING SHARED STREET LIGHT CONDUIT FROM THE CITY PULL BOX TO THE STREET LIGHT IS INADEQUATE FOR THE CITY'S OPERATIONS, THE EXTENET FACILITY MUST BE REMOVED BY EXTENET.



TYPICAL STEEL STREETLIGHT SITE CONFIGURATION

NO SCALE

4

TMO 360
Option 12C
Integrated Radio antennas

NO External antenna connected to radios; radios will be using the integrated antenna that is part of the radio box itself



ANTENNA CONFIGURATION

NO SCALE

3



INTERNAL REVIEW

CONSTRUCTION SIGNATURE DATE

RF SIGNATURE DATE

REAL ESTATE SIGNATURE DATE



BLACK & VEATCH CORPORATION
2999 OAK ROAD
SUITE 490
WALNUT CREEK, CA 94597

THESE DRAWINGS ARE COPYRIGHTED AND ARE THE PROPERTY OF BLACK & VEATCH; PRODUCED SOLELY FOR THE USE OF OUR CLIENT. ANY REPRODUCTION OR USE OF THE INFORMATION CONTAINED WITHIN SAID DRAWINGS IS PROHIBITED WITHOUT WRITTEN CONSENT BY BLACK & VEATCH.

PROJECT NO.	DRAWN BY	CHECKED BY
192417.4664	SGS	LW

E	03/19/18	ISSUED FOR ZONING
D	12/13/17	AMENDED PER COMMENTS
C	10/30/17	ISSUED FOR REVIEW
B	08/30/17	ISSUED FOR REVIEW
REV	DATE	DESCRIPTION

PRELIMINARY

IT IS A VIOLATION OF LAW FOR ANY PERSON, UNLESS THEY ARE ACTING UNDER THE DIRECTION OF A LICENSED PROFESSIONAL ENGINEER, TO ALTER THIS DOCUMENT.

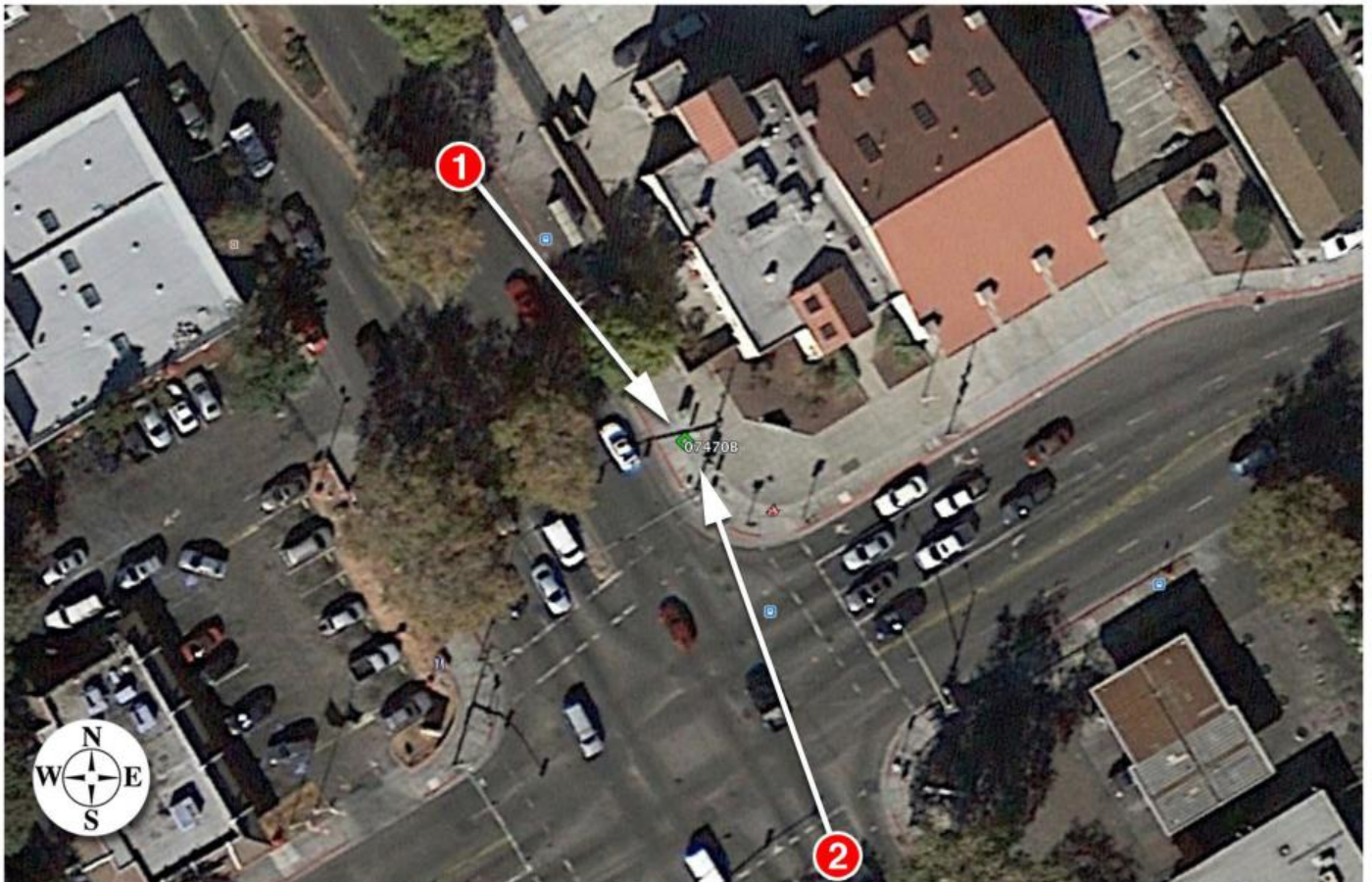
EXTENET SYSTEMS (CA) LLC
2000 CROW CANYON PLACE
SUITE 210
SAN RAMON, CA 94583

SITE ADDRESS
07470B
ADJACENT TO (IN PROW)
9716 INTERNATIONAL BLVD
OAKLAND, CA 94603

SHEET TITLE
CONCEPTUAL
WIRING DIAGRAMS

SHEET NUMBER

D-3





Existing



Proposed



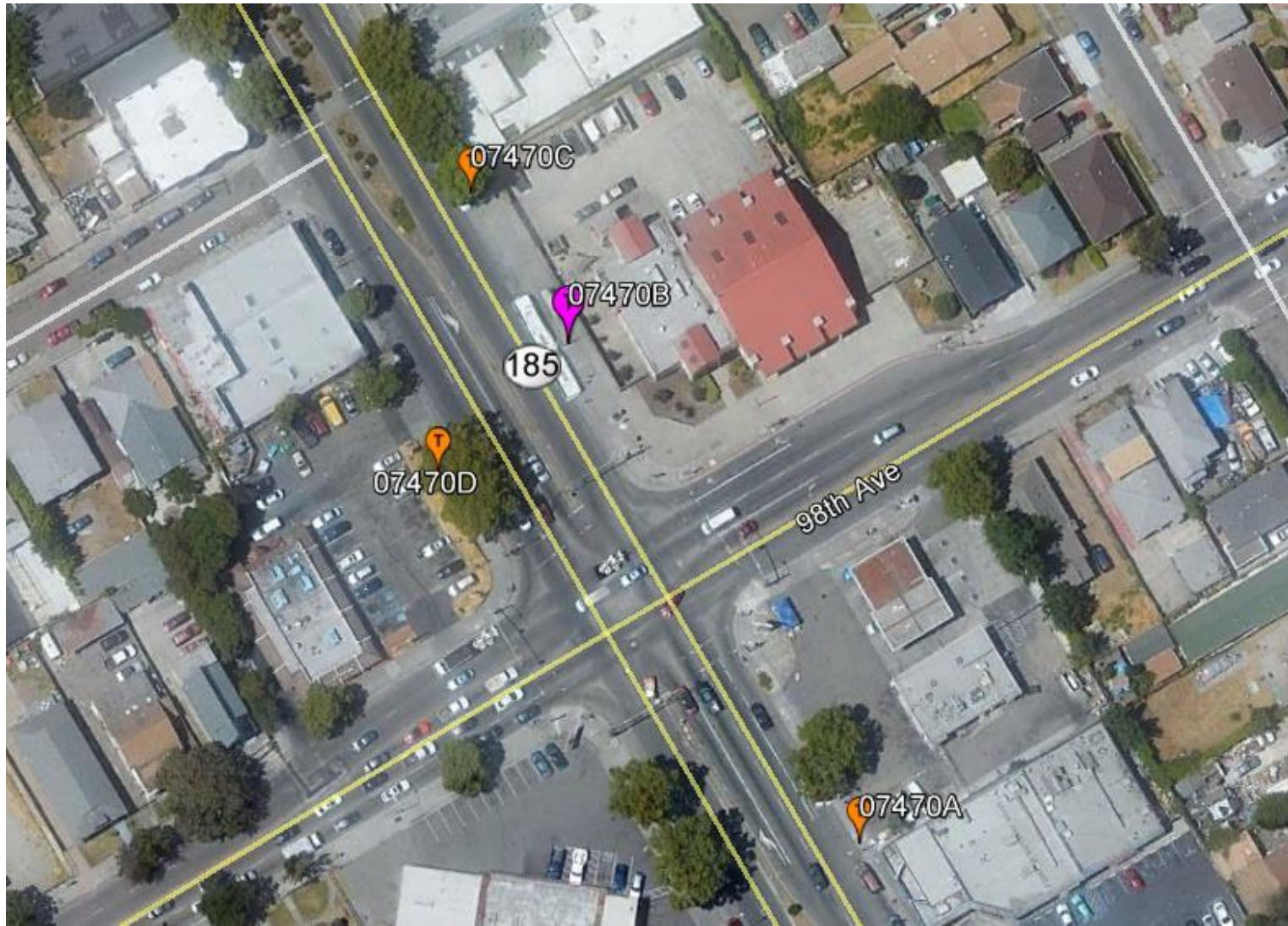
Existing



Proposed

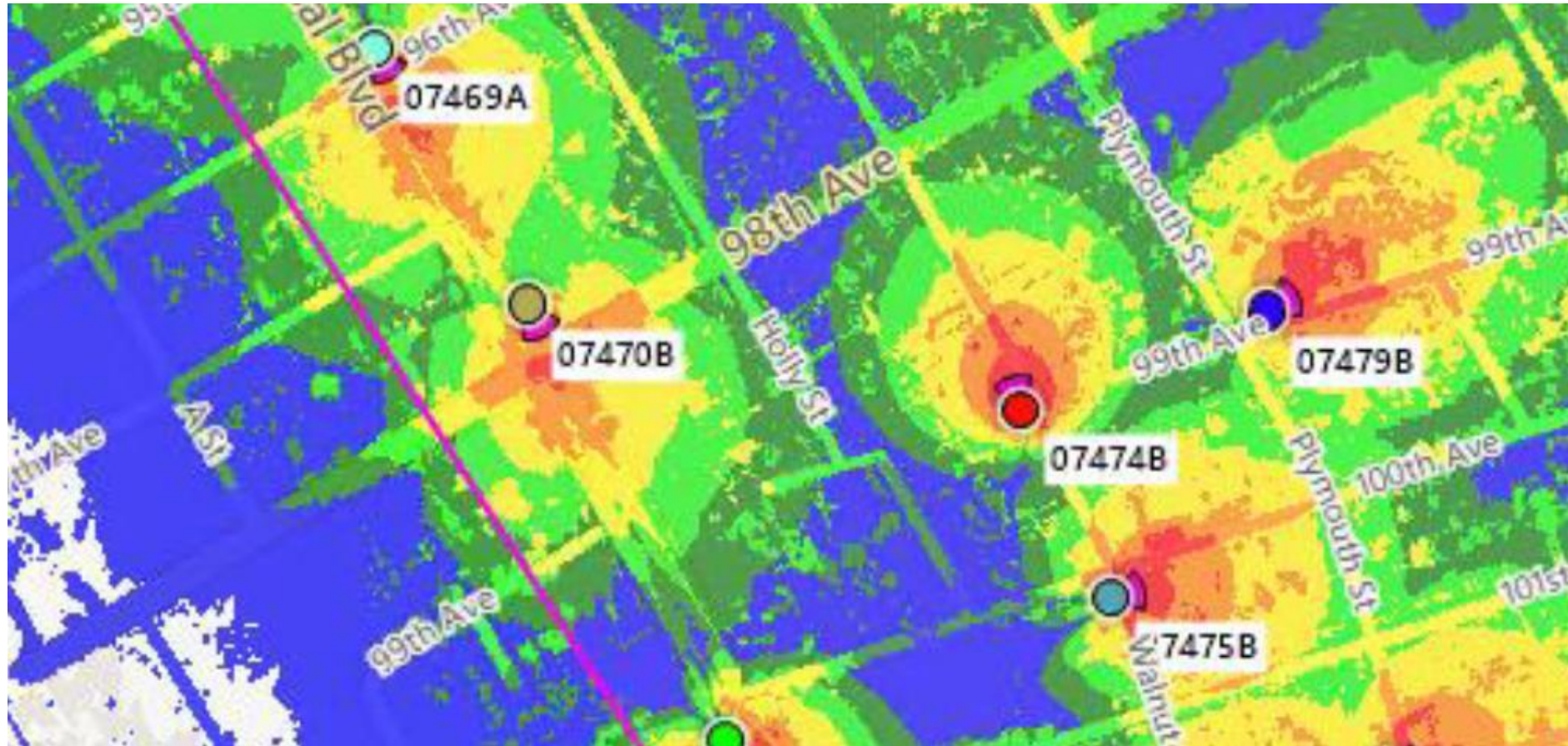
EXTENET OAKLAND NODE 07470B ALTERNATIVE SITE ANALYSIS

MAP OF ALTERNATIVE POLES EVALUATED FOR NODE 07470B



- The above maps depict ExteNet's proposed Node 07470B in relation to other poles in the area that were evaluated as possibly being viable alternative candidates.
- The following is an analysis of each of those 3 alternative locations.

PROPAGATION MAP OF NODES 07470B



This propagation map depicts the ExteNet proposed Node 07470B in relation to surrounding proposed ExteNet small cell nodes.

07470B - PROPOSED LOCATION



- The location for ExteNet's proposed Node 07470B is a metal street light pole located adjacent to PROW at 9716 International Boulevard (37.744774, -122.170648).
- ExteNet's objective is to provide T-Mobile 5G wireless coverage and capacity as well as high speed wireless internet to the Oakland area.
- ExteNet evaluated this site and nearby alternatives to verify that the selected site is the least intrusive means to close T-Mobile's significant service coverage gap.

ALTERNATIVE NODE 07470A



- Node 07470A is a metal street light pole located adjacent to PROW at 9822 International Boulevard (37.744037, -122.170106).
- This pole is not a viable alternative candidate because this pole is located too far from the primary candidate to satisfy the service coverage gap.
- This pole is not a viable alternative candidate because this pole is located too close to primary Node 07471A.
- This pole is not a viable alternative candidate because this pole is located too far from primary Node 07469A.

ALTERNATIVE NODE 07470C



- Node 07470C is a metal street light pole located adjacent to PROW at 9716 International Boulevard (37.744994, -122.170830).
- This pole is not a viable alternative candidate because this pole is located too far from the primary candidate to satisfy the service coverage gap.
- This pole is not a viable alternative candidate because this pole is located too close to primary Node 07469A.
- This pole is not a viable alternative candidate because this pole is located too far from primary Node 07471A.

ALTERNATIVE NODE 07470D



- Node 07470D is a metal street light pole located adjacent to PROW at 9725 International Boulevard (37.744582, -122.170891).
- This pole is not a viable alternative because a nearby tree trimming would be required to facilitate a wireless facility here, possibly requiring tree removal.

ALTERNATIVE SITE ANALYSIS CONCLUSION

Based on ExteNet's analysis of alternative sites, the currently proposed Node 07470B is the least intrusive location from which to fill the surrounding significant wireless coverage gaps.



Thank You!

**ExteNet Systems CA, LLC • Proposed DAS Node (Site No. 07470B)
9716 International Boulevard • Oakland, California**

Statement of Hammett & Edison, Inc., Consulting Engineers

The firm of Hammett & Edison, Inc., Consulting Engineers, has been retained on behalf of ExteNet Systems CA, LLC, a wireless telecommunications facilities provider, to evaluate the addition of Node No. 07470B to be added to the ExteNet distributed antenna system (“DAS”) in Oakland, California, for compliance with appropriate guidelines limiting human exposure to radio frequency (“RF”) electromagnetic fields.

Executive Summary

ExteNet proposes to install three directional panel antennas on a light pole sited in the public right-of-way at 9716 International Boulevard in Oakland. The proposed operation will comply with the FCC guidelines limiting public exposure to RF energy.

Prevailing Exposure Standard

The U.S. Congress requires that the Federal Communications Commission (“FCC”) evaluate its actions for possible significant impact on the environment. A summary of the FCC’s human exposure limits is shown in Figure 1. These limits apply for continuous exposures and are intended to provide a prudent margin of safety for all persons, regardless of age, gender, size, or health. The FCC limit for exposures of unlimited duration to radio frequency energy for various wireless services are as follows:

Wireless Service	Frequency Band	Occupational Limit	Public Limit
Microwave (Point-to-Point)	5–80 GHz	5.00 mW/cm ²	1.00 mW/cm ²
WiFi (and unlicensed uses)	2–6	5.00	1.00
BRS (Broadband Radio)	2,600 MHz	5.00	1.00
WCS (Wireless Communication)	2,300	5.00	1.00
AWS (Advanced Wireless)	2,100	5.00	1.00
PCS (Personal Communication)	1,950	5.00	1.00
Cellular	870	2.90	0.58
SMR (Specialized Mobile Radio)	855	2.85	0.57
700 MHz	700	2.40	0.48
[most restrictive frequency range]	30–300	1.00	0.20

General Facility Requirements

Wireless nodes typically consist of two distinct parts: the electronic transceivers (also called “radios” or “channels”) that are connected to a central “hub” (which in turn are connected to the traditional wired telephone lines), and the passive antenna(s) that send the wireless signals created by the radios out to be received by individual subscriber units. The radios are often located on the same pole as the antennas and are connected to the antennas by coaxial cables. Because of the short wavelength of the frequencies assigned by the FCC for wireless services, the antennas require line-of-sight paths for their signals to



**ExteNet Systems CA, LLC • Proposed DAS Node (Site No. 07470B)
9716 International Boulevard • Oakland, California**

propagate well and so are installed at some height above ground. The antennas are designed to concentrate their energy toward the horizon, with very little energy wasted toward the sky or the ground. This means that it is generally not possible for exposure conditions to approach the maximum permissible exposure limits without being physically very near the antennas.

Computer Modeling Method

The FCC provides direction for determining compliance in its Office of Engineering and Technology Bulletin No. 65, “Evaluating Compliance with FCC-Specified Guidelines for Human Exposure to Radio Frequency Radiation,” dated August 1997. Figure 2 describes the calculation methodologies, reflecting the facts that a directional antenna’s radiation pattern is not fully formed at locations very close by (the “near-field” effect) and that at greater distances the power level from an energy source decreases with the square of the distance from it (the “inverse square law”). The conservative nature of this method for evaluating exposure conditions has been verified by numerous field tests.

Site and Facility Description

Based upon information provided by ExteNet, including drawings by Black & Veach Corporation, dated March 19, 2018, it is proposed to install three Ericsson integrated directional panel antennas – two Model 6503 and one Model 2205 – in a stacked group within a rectangular enclosure on the side of the existing light pole sited in the public right-of-way in front of the fire station located at 9716 International Boulevard in Oakland. The antennas would be mounted at effective heights of at least 19 feet above ground and would be oriented toward 150°T. T-Mobile proposes to operate from this facility with a maximum effective radiated power in any direction of 114.4 watts, representing simultaneous operation at 2.4 watts for 5 GHz WiFi, 61 watts for AWS, and 51 watts for PCS service. There are reported no other wireless base stations at the site or nearby.

Study Results

For a person anywhere at ground, the maximum RF exposure level due to the proposed T-Mobile operation is calculated to be 0.020 mW/cm², which is 2.0% of the applicable public exposure limit. The maximum calculated level at the second-floor elevation of any nearby building is 0.58% of the public exposure limit. It should be noted that these results include several “worst-case” assumptions and therefore are expected to overstate actual power density levels from the proposed operation.

**ExteNet Systems CA, LLC • Proposed DAS Node (Site No. 07470B)
9716 International Boulevard • Oakland, California**

Recommended Mitigation Measures


Due to their mounting location and heights, the ExteNet antennas would not be accessible to unauthorized persons, and so no mitigation measures are necessary to comply with the FCC public exposure guidelines. To prevent occupational exposures in excess of the FCC guidelines, it is recommended that appropriate RF safety training, to include review of personal monitor use, be provided to all authorized personnel who have access to the antennas. No access within 3 feet directly in front of the antennas themselves, such as might occur during certain maintenance activities on the pole, should be allowed while the node is in operation, unless other measures can be demonstrated to ensure that occupational protection requirements are met. Posting explanatory signs* on the pole at or below the antennas, such that the signs would be readily visible from any angle of approach to persons who might need to work within that distance, would be sufficient to meet FCC-adopted guidelines.


Conclusion

Based on the information and analysis above, it is the undersigned's professional opinion that operation of the proposed ExteNet Systems CA, LLC DAS node at 9716 International Boulevard in Oakland, California, will comply with the prevailing standards for limiting public exposure to radio frequency energy and, therefore, will not for this reason cause a significant impact on the environment. The highest calculated level in publicly accessible areas is much less than the prevailing standards allow for exposures of unlimited duration. This finding is consistent with measurements of actual exposure conditions taken at other operating nodes. Training authorized personnel and posting explanatory signs are recommended to establish compliance with occupational exposure limits.

Authorship

The undersigned author of this statement is a qualified Professional Engineer, holding California Registration No. E-21306, which expires on September 30, 2019. This work has been carried out under his direction, and all statements are true and correct of his own knowledge except, where noted, when data has been supplied by others, which data he believes to be correct.


Neil J. Olij, P.E.
707/996-5200



May 1, 2018

* Signs should comply with OET-65 color, symbol, and content recommendations. Contact information should be provided (e.g., a telephone number) to arrange for access to restricted areas. The selection of language(s) is not an engineering matter, and guidance from the landlord, local zoning or health authority, or appropriate professionals may be required.

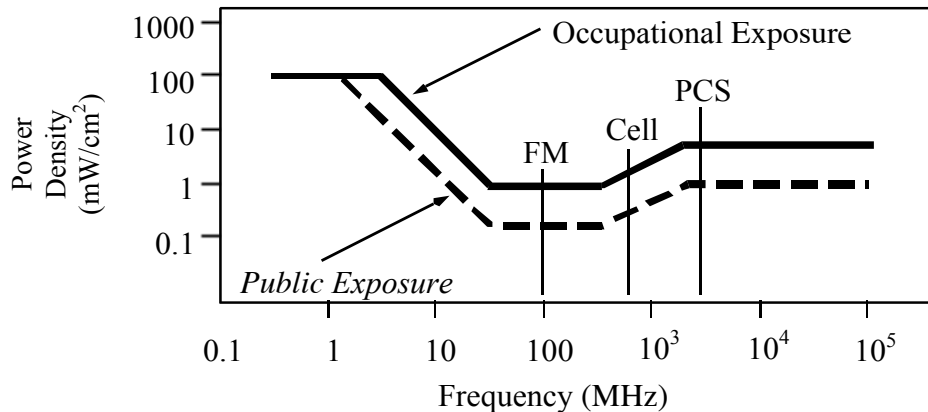


FCC Radio Frequency Protection Guide

The U.S. Congress required (1996 Telecom Act) the Federal Communications Commission (“FCC”) to adopt a nationwide human exposure standard to ensure that its licensees do not, cumulatively, have a significant impact on the environment. The FCC adopted the limits from Report No. 86, “Biological Effects and Exposure Criteria for Radiofrequency Electromagnetic Fields,” published in 1986 by the Congressionally chartered National Council on Radiation Protection and Measurements (“NCRP”). Separate limits apply for occupational and public exposure conditions, with the latter limits generally five times more restrictive. The more recent standard, developed by the Institute of Electrical and Electronics Engineers and approved as American National Standard ANSI/IEEE C95.1-2006, “Safety Levels with Respect to Human Exposure to Radio Frequency Electromagnetic Fields, 3 kHz to 300 GHz,” includes similar limits. These limits apply for continuous exposures from all sources and are intended to provide a prudent margin of safety for all persons, regardless of age, gender, size, or health.

As shown in the table and chart below, separate limits apply for occupational and public exposure conditions, with the latter limits (in *italics* and/or dashed) up to five times more restrictive:

Frequency Applicable Range (MHz)	Electromagnetic Fields (f is frequency of emission in MHz)					
	Electric Field Strength (V/m)		Magnetic Field Strength (A/m)		Equivalent Far-Field Power Density (mW/cm ²)	
0.3 – 1.34	614	<i>614</i>	1.63	<i>1.63</i>	100	<i>100</i>
1.34 – 3.0	614	<i>823.8/f</i>	1.63	<i>2.19/f</i>	100	<i>180/f²</i>
3.0 – 30	1842/f	<i>823.8/f</i>	4.89/f	<i>2.19/f</i>	900/f ²	<i>180/f²</i>
30 – 300	61.4	<i>27.5</i>	0.163	<i>0.0729</i>	1.0	<i>0.2</i>
300 – 1,500	3.54√f	<i>1.59√f</i>	√f/106	<i>√f/238</i>	f/300	<i>f/1500</i>
1,500 – 100,000	137	<i>61.4</i>	0.364	<i>0.163</i>	5.0	<i>1.0</i>



Higher levels are allowed for short periods of time, such that total exposure levels averaged over six or thirty minutes, for occupational or public settings, respectively, do not exceed the limits, and higher levels also are allowed for exposures to small areas, such that the spatially averaged levels do not exceed the limits. However, neither of these allowances is incorporated in the conservative calculation formulas in the FCC Office of Engineering and Technology Bulletin No. 65 (August 1997) for projecting field levels. Hammett & Edison has built those formulas into a proprietary program that calculates, at each location on an arbitrary rectangular grid, the total expected power density from any number of individual radio sources. The program allows for the description of buildings and uneven terrain, if required to obtain more accurate projections.



RFR.CALC™ Calculation Methodology

Assessment by Calculation of Compliance with FCC Exposure Guidelines

The U.S. Congress required (1996 Telecom Act) the Federal Communications Commission (“FCC”) to adopt a nationwide human exposure standard to ensure that its licensees do not, cumulatively, have a significant impact on the environment. The maximum permissible exposure limits adopted by the FCC (see Figure 1) apply for continuous exposures from all sources and are intended to provide a prudent margin of safety for all persons, regardless of age, gender, size, or health. Higher levels are allowed for short periods of time, such that total exposure levels averaged over six or thirty minutes, for occupational or public settings, respectively, do not exceed the limits.

Near Field.

Prediction methods have been developed for the near field zone of panel (directional) and whip (omnidirectional) antennas, typical at wireless telecommunications base stations, as well as dish (aperture) antennas, typically used for microwave links. The antenna patterns are not fully formed in the near field at these antennas, and the FCC Office of Engineering and Technology Bulletin No. 65 (August 1997) gives suitable formulas for calculating power density within such zones.

For a panel or whip antenna, power density $S = \frac{180}{\theta_{BW}} \times \frac{0.1 \times P_{net}}{\pi \times D \times h}$, in mW/cm²,

and for an aperture antenna, maximum power density $S_{max} = \frac{0.1 \times 16 \times \eta \times P_{net}}{\pi \times h^2}$, in mW/cm²,

where θ_{BW} = half-power beamwidth of the antenna, in degrees, and
 P_{net} = net power input to the antenna, in watts,
 D = distance from antenna, in meters,
 h = aperture height of the antenna, in meters, and
 η = aperture efficiency (unitless, typically 0.5-0.8).

The factor of 0.1 in the numerators converts to the desired units of power density.

Far Field.

OET-65 gives this formula for calculating power density in the far field of an individual RF source:

power density $S = \frac{2.56 \times 1.64 \times 100 \times RFF^2 \times ERP}{4 \times \pi \times D^2}$, in mW/cm²,

where ERP = total ERP (all polarizations), in kilowatts,
RFF = relative field factor at the direction to the actual point of calculation, and
D = distance from the center of radiation to the point of calculation, in meters.

The factor of 2.56 accounts for the increase in power density due to ground reflection, assuming a reflection coefficient of 1.6 (1.6 x 1.6 = 2.56). The factor of 1.64 is the gain of a half-wave dipole relative to an isotropic radiator. The factor of 100 in the numerator converts to the desired units of power density. This formula has been built into a proprietary program that calculates, at each location on an arbitrary rectangular grid, the total expected power density from any number of individual radiation sources. The program also allows for the description of uneven terrain in the vicinity, to obtain more accurate projections.



Decision 06-04-063 April 27, 2006

BEFORE THE PUBLIC UTILITIES COMMISSION OF THE STATE OF CALIFORNIA

Application of ClearLinx Network Corporation (U-6959-C) for a Modification to its Certificate of Public Convenience and Necessity in Order to Provide Competitive Local Exchange, Access and Non-Dominant Interexchange Services.

Application 05-07-025
(Filed July 27, 2005)

**OPINION GRANTING MODIFICATION
OF CERTIFICATE OF PUBLIC CONVENIENCE AND NECESSITY**

I. Summary

ClearLinx Network Corporation (U-6959-C) (Applicant) seeks a modification of its existing certificate of public convenience and necessity (CPCN) under Pub. Util. Code § 1001 to obtain authority to provide full facilities-based local exchange and interexchange telecommunications services.¹ We grant the application, subject to the requirements and conditions stated below.

We also specify a procedure to be followed if Applicant wishes to pursue full facilities-based construction activities that involve potential exemptions from environmental review under the California Environmental Quality Act (CEQA).

II. Background

Applicant, a Delaware corporation, seeks authority to provide full facilities-based local exchange and interexchange services. Applicant's principal

¹ In Decision (D.) 05-07-004, the Commission previously granted Applicant a CPCN (U-6959-C) authorizing the provision of limited facilities-based interexchange services in California.

place of business is located at 1901 S. Meyers Road, Suite 190, Oakbrook Terrace, IL 60181.

In this application, Applicant requests full facilities-based authority to provide local exchange services in the service territories of Pacific Bell Telephone Company, Verizon California Inc., SureWest Telephone,² and Citizens Telephone Company and interexchange services statewide.

Applicant plans to initially offer point to point circuits carried on fiber optic facilities. These point to point circuits will carry the Radio Frequency traffic of wireless services providers (WSPs) between Applicant's newly-deployed share distributed antenna systems and the WSPs' existing facilities. Applicant states that these fiber-fed shared distributed antenna systems will extend wireless networks, will address the increasing demand from WSPs for a solution to long-standing service coverage problems, and will provide network enhancements that add capacity to accommodate high speed data applications.

Applicant proposes to provide these services through a combination of its own facilities and services leased from existing carriers and other suppliers. The fiber optic facilities will be deployed primarily in an aerial configuration, attached to utility poles and other aerial support structures. However, for some routes, Applicant may need to construct additional facilities in or near to rights-of-way.³

² SureWest Telephone was formerly known as Roseville Telephone Company.

³ ClearLinx states in its Supplement that its plant construction will differ from other, more traditional telecommunications providers because:

- Its projects consist largely of deploying aerial facilities (fiber optic cable and pole-mounted antenna node equipment);
- Its projects will cover short distances;
- Its projects are widely separated geographically, and are not interconnected in a traditional network; and

Footnote continued on next page

The requirements for the expanded CPCN authority requested by Applicant here are the same as those previously met by Applicant for its existing CPCN (U-6959-C), except for the requirements of the CEQA as applied to any proposed full facilities-based construction by Applicant.⁴ Therefore, the only issue before us in this application is whether Applicant's proposed construction and process for requesting determinations of exemption from CEQA by Commission staff meets the requirements of CEQA and should be approved. Applicant remains subject to the requirements of D.05-07-004, which granted Applicant authority to provide limited facilities-based interexchange services.

III. Environmental (CEQA) Review

The CEQA (Public Resources Code Sections 21000 et seq.) applies to discretionary projects to be carried out or approved by public agencies. A basic purpose of CEQA is to "inform governmental decision-makers and the public about the potential significant environmental effects of the proposed activities." (Title 14 of the California Code of Regulations, hereafter CEQA Guidelines, Section 15002.)

Since the Commission must issue a discretionary decision (i.e., grant Section 1001 certificate authority) without which the proposed activity will not proceed, the Commission must act as either a Lead or Responsible Agency under CEQA. The Lead Agency is the public agency with the greatest responsibility for supervising or approving the project as a whole (CEQA Guidelines, Section 15051(b)). The Commission is the Lead Agency for this project under

-
- Its projects are driven by customer needs, so that ClearLinx does not know very far in advance where its next project will be located.

⁴ Applicant has also filed financial documentation, information regarding required deposits, and biographical information regarding the experience of its management, which demonstrates that Applicant otherwise meets the requirements for a full facilities-based CPCN.

CEQA. CEQA requires that the Commission consider the environmental consequences of a project that is subject to its discretionary approval.

Applicant seeks authority in this application to modify its existing CPCN to include full facilities-based competitive local exchange, access and non-dominant interexchange service. Applicant initially filed this application on July 27, 2005, and filed a supplement to the application on November 2, 2005 (Supplement) and a second supplement on February 17, 2006. Although Applicant did not file a Preliminary Environmental Assessment with the application, Applicant provided additional information in the Supplement to address compliance with Rule 17.1 of the Commission Rules of Practice and Procedure and the degree to which its planned outside construction implicates CEQA. In its application and Supplement, Applicant outlined its projected business activities and described the types of facilities it may utilize and construct, including their geographical location and extent. The application and Supplement provide adequate information to determine the environmental impacts (if any) of such activities and the degree to which such activities and facilities may be exempt from further CEQA review.

In its application and Supplement, Applicant states that its business activities associated with the installation of its Distributed Antenna System (DAS) facilities are so limited that they should potentially qualify for a number of categorical exemptions available under CEQA. In its Supplement, Applicant provides two attachments to support its case. Attachment A provides a description of the types of facilities involved in a DAS network, and Attachment B provides both a proposed procedure by which Applicant would provide notice of the claimed exemption, and a detailed list of existing CEQA categorical exemptions that would apply to the installation of DAS facilities by Applicant.

Applicant has proposed the following procedure for obtaining Commission approval of its claimed CEQA exemptions for proposed construction projects:

- Applicant will provide the Commission Energy Division with:
 - A detailed description of the proposed project, including:
 - Customer(s) to be served;
 - The precise location of the proposed construction project; and
 - Regional and local site maps.
 - A description of the environmental setting, to include at a minimum:
 - Cultural, historical, and paleontologic resources;
 - Biological resources; and
 - Current land use and zoning.
 - A construction workplan, to include:
 - Commission Preconstruction Survey Checklist—Archaeological Resources;
 - Commission Preconstruction Survey Checklist—Biological Resources;
 - A detailed schedule of construction activities, including site restoration activities;
 - A description of construction/installation techniques;
 - A list of other agencies contacted with respect to siting, land use planning, and environmental resource issues, including contact information; and
 - A list of permits required for the proposed project.
 - A statement of the CEQA exemption(s) applicable to the proposed project; and
 - Documentation and factual evidence sufficient to support a finding that the claimed exemption(s) is (are) applicable.
- The Commission Energy Division will review the Applicant's submission for the proposed project to confirm that the claimed exemption(s) from CEQA are applicable.

- Within 21 days from the date of Applicant's submittal, the Commission Energy Division will issue either:
 - A Notice to Proceed (NTP) and file a Notice of Exemption with the State Clearinghouse, Office of Planning and Research, or
 - A letter of denial stating the specific reasons why the claimed exemption(s) are not applicable to the proposed project.

The application makes clear that Applicant's facilities-based DAS projects will consist of: predominantly aerial fiber optic facilities; the installation of compact "nodes" on existing utility poles; a minor amount of ground disturbance (100 – 200 feet) associated with connecting equipment enclosures on private property with the aerial right-of-way; and aerial fiber runs of short distances, rarely exceeding 1,000 feet in length. All facilities will be located within public utility rights-of-way (with the exception of ingress and egress to and from the facilities). The projects and facilities will be widely separated geographically.

We have carefully reviewed the application and Supplement and find that:

- Applicant's proposed facilities-based project activities are very limited;
- These activities would in almost all circumstances be very likely to qualify for an exemption from CEQA; and
- The proposed process for reviewing the applicability of CEQA exemptions to Applicant's DAS facilities-based projects is not only adequate for the Commission's purposes as CEQA Lead Agency, but is also in the public interest because it enables Applicant to respond in a timely manner to WSPs' requests for service without the delay or burden of a full CEQA review when such review is unnecessary.

We therefore approve Applicant's proposed process for Commission review of claimed CEQA exemptions for construction projects undertaken pursuant to Applicant's full facilities-based authority, based on the specific facts

of this case with the following modifications related to the Commission Energy Division's review and approval or disapproval of the proposed exemptions.

- If the Commission Energy Division disapproves Applicant's claimed CEQA exemption(s), and issues a letter of denial to Applicant, Applicant shall either re-design the specific project and facilities and then reapply for a finding of exemption from CEQA, or file a formal application with the Commission seeking the requisite approval and full CEQA review, before commencing any construction activities.

Applicant shall not perform any full facilities-based construction activities without first obtaining an NTP from the Commission Energy Division or authorization by the Commission after the requisite environmental review.

However, the Commission is reviewing CEQA issues affecting telecommunications providers on a broader, policy level in Rulemaking (R.) 00-02-003. Applicant may utilize the above process for obtaining Commission review, and approval or disapproval of, proposed CEQA exemptions unless or until the Commission adopts different requirements applicable to Applicant in R.00-02-003 or a subsequent proceeding.

IV. Conclusion

We conclude that the application conforms to our rules for authority to provide full facilities-based local exchange and interexchange telecommunications services. Accordingly, we shall approve the application subject to the terms and conditions set forth herein.

V. Request to File Under Seal

Applicant requests that the financial information filed as Exhibits 2, 3, and 4 to this application be filed under seal. The financial information consists of Applicant's financial statements and financial documentation. We have granted similar requests in the past, and we grant Applicant's request here.

VI. Categorization and Need for Hearings

In Resolution ALJ 176-3157 dated August 25, 2005, the Commission preliminarily categorized this proceeding as ratesetting, and preliminarily determined that hearings were not necessary. No protests have been received. There is no apparent reason why the application should not be granted. Given these developments, a public hearing is not necessary, and it is not necessary to disturb the preliminary determinations.

VII. Comments on the Draft Decision

No protests were filed in this proceeding. Therefore, this is an uncontested matter in which the decision grants the relief requested. Accordingly, pursuant to Pub. Util. Code § 311(g)(2), the otherwise applicable 30-day period for public review and comment is being waived.

VIII. Assignment of Proceeding

John A. Bohn is the Assigned Commissioner and Myra J. Prestidge is the assigned Administrative Law Judge in this proceeding.

Findings of Fact

1. Notice of this application appeared in the Daily Calendar on August 26, 2005.
2. No protests were filed.
3. Hearings are not required.
4. Applicant seeks expansion of its existing CPCN to obtain authorization to provide full facilities-based local exchange and interexchange services by installing and operating DAS facilities.
5. The Commission is the Lead Agency for this project under CEQA.
6. Applicant filed a supplement to its application on November 2, 2005, which provided detailed information on the degree to which its planned outside construction implicates CEQA.
7. Applicant contends that its business activities associated with the installation of its DAS facilities are of such a limited nature that they should

potentially qualify for a number of categorical exemptions available under CEQA.

8. Applicant has proposed a procedure, in which Applicant would notify Commission Energy Division staff of the claimed CEQA exemptions and Commission Energy Division staff would review and act upon Applicant's claimed CEQA exemptions.

9. Applicant has provided a detailed list of existing CEQA categorical exemptions that would potentially apply to the installation of DAS facilities.

10. Applicant's proposed facilities-based project activities are of a limited nature and would in almost all circumstances be highly likely to qualify for an exemption from CEQA.

11. Applicant's proposed process for reviewing the applicability of the CEQA exemptions for DAS facilities-based projects, as modified in this decision, is adequate for the Commission's purposes as the CEQA Lead Agency and is in the public interest.

12. The Commission is reviewing CEQA issues related to telecommunications providers on a broader, policy basis in R.00-02-003.

13. As part of its second supplement to the application, Applicant submitted a draft of its initial tariffs that contained the deficiencies identified in Attachment A to this decision. Except for these deficiencies, Applicant's draft tariffs complied with the Commission's requirements.

14. Applicant has met the requirements for issuance of a CPCN authorizing the provision of full facilities-based local exchange and interexchange services.

Conclusions of Law

1. Except for the requirement for additional environmental (CEQA) review, the requirements for a full facilities-based CPCN are generally the same as for a limited facilities-based CPCN.

2. Applicant's description of its future construction projects and proposed process for Commission review of claimed CEQA exemptions for these projects,

as described above, meet the requirements of CEQA, based on the specific facts of this case.

3. If the Commission subsequently adopts different requirements for review of claimed CEQA exemptions for telecommunications carriers generally in R.00-02-003 or a subsequent proceeding, Applicant should be subject to those requirements, as applicable.

4. Public convenience and necessity require Applicant's full facilities-based local exchange and interexchange services to be offered to the public subject to the terms and conditions set forth herein.

5. The application should be approved.

6. Upon approval of the application, Applicant should be subject to the applicable Commission rules, decisions, General Orders, and statutes that pertain to California public utilities.

7. Applicant should remain subject to the requirement of D.05-07-004, its licensing decision.

8. Applicant's request to file its financial information under seal should be granted, to the extent set forth below.

9. Because of the public interest in competitive local exchange services, the following order should be effective immediately.

O R D E R

IT IS ORDERED that:

1. A certificate of public convenience and necessity (CPCN) is granted to ClearLinx Network Corporation (Applicant) to operate as a full facilities-based provider of local exchange services in the service territories of Pacific Bell Telephone Company, Verizon California Inc., SureWest Telephone, and Citizens Telephone Company and interexchange services statewide, subject to the terms and conditions set forth below. This authorization expands Applicant's existing authority to provide limited facilities-based interexchange services in this state.

2. Applicant is authorized to construct the facilities addressed in this decision only upon receiving prior Commission approval.

3. The staff of the Commission Energy Division is authorized to review, process, and act upon Applicant's requests for a determination that its full facilities-based construction activities are exempt from the requirements of the California Environmental Quality Act (CEQA).

4. If Applicant wishes to engage in full facilities-based construction activities and believes that these activities are exempt from CEQA, Applicant shall first apply to the Commission Energy Division staff for a determination of exemption from CEQA using the following procedure:

- Applicant will provide the Commission Energy Division with:
 - A detailed description of the proposed project, including:
 - Customer(s) to be served;
 - The precise location of the proposed construction project; and
 - Regional and local site maps.
 - A description of the environmental setting, including at a minimum:
 - Cultural, historical, and paleontologic resources;
 - Biological resources; and
 - Current land use and zoning.
 - A construction workplan, including:
 - Commission Preconstruction Survey Checklist—Archaeological Resources;
 - Commission Preconstruction Survey Checklist—Biological Resources;
 - A detailed schedule of construction activities, including site restoration activities;
 - A description of construction/installation techniques;

- A list of other agencies contacted with respect to siting, land use planning, and environmental resource issues, including contact information; and
- A list of permits required for the proposed project.
- A statement of the CEQA exemption(s) claimed to apply to the proposed project; and
- Documentation supporting the finding of exemption from CEQA.
- The Commission Energy Division will then review the submittal and notify Applicant of either its approval or its denial of Applicant's claim for exemption from CEQA review within 21 days from the time that Applicant's submittal is complete.
- If the Commission Energy Division approves Applicant's claimed CEQA exemption(s), the staff will prepare a Notice to Proceed and file a Notice of Exemption with the State Clearinghouse, Office of Planning and Research.
- If the Commission Energy Division disapproves Applicant's claimed CEQA exemptions, the staff will issue to Applicant a letter which states the specific reasons that the claimed CEQA exemptions do not apply to the proposed project.
- If the Commission Energy Division disapproves Applicant's claimed CEQA exemption(s), Applicant shall either re-design the specific project and facilities and then reapply for a finding of exemption from CEQA, or file a formal application with the Commission seeking the requisite approval and full CEQA review, before commencing any full facilities-based construction activities.

5. Applicant shall not engage in any construction activity relating to a pending CEQA exemption request before receiving an NTP from Commission Energy Division staff.

6. If the Commission adopts different requirements for obtaining Commission review of proposed CEQA exemptions applicable to Applicant in Rulemaking 00-02-003 or a subsequent proceeding, Applicant shall be subject to those requirements.

7. Applicant remains subject to the requirements of Decision 05-07-004, which granted Applicant a CPCN authorizing the provision of interexchange services.

8. Applicant is authorized to file tariff schedules for the provision of competitive local exchange services. Applicant may not offer competitive local exchange services until tariffs are on file. Applicant's initial filing shall be made in accordance with General Order (GO) 96-A, excluding Sections IV, V, and VI, and shall correct the deficiency noted in Attachment A. The tariffs shall be effective not less than one day after approval by the Commission's Telecommunications Division. Applicant shall comply with its tariffs.

9. The certificate granted and the authority to render service under the rates, charges, and rules authorized herein will expire if not exercised within 12 months after the effective date of this order.

10. The corporate identification number assigned to Applicant, U-6959-C, shall be included in the caption of all original filings with this Commission, and in the titles of other pleadings filed in existing cases.

11. Applicant shall comply with all applicable rules adopted in the Local Exchange Competition proceeding (Rulemaking 95-04-043/ Investigation 95-04-044), as well as all other applicable Commission rules, decisions, GOs, and statutes that pertain to California public utilities, subject to the exemptions granted in this decision.

12. Applicant shall comply with the requirements applicable to competitive local exchange carriers included in Attachments B, C, and D to this decision.

13. Applicant's financial statements and information filed as Exhibits 2, 3, and 4 to the application shall be filed under seal and shall remain under seal for a period of two years after the date of this order. During this two-year period, the information filed as Exhibits 2, 3, and 4 to the application shall remain under seal and shall not be viewed by any person other than the Assigned Commissioner, the assigned Administrative Law Judge (ALJ), the Assistant Chief ALJ, or the Chief ALJ, except as agreed to in writing by Applicant or as ordered by a court of competent jurisdiction. If Applicant believes that it is necessary for this

information to remain under seal for longer than two years, Applicant shall file a new motion at least 30 days before the expiration of this limited protective order.

14. Application 05-07-025 is closed.

This order is effective today.

Dated April 27, 2006, at San Francisco, California.

MICHAEL R. PEEVEY
President
GEOFFREY F. BROWN
DIAN M. GRUENEICH
JOHN A. BOHN
RACHELLE B. CHONG
Commissioners

ATTACHMENT A

List of deficiencies filed by ClearLinx Network Corporation in A.05-07-025 and to be corrected in its Tariff Compliance filing:

1. Sheet 6: Include the actual service area map in the tariff.
2. Sheet 26: Include the following in the CLC tariff: "Pursuant to Resolution T-16901, all telecommunications carriers are required to apply CPUC mandated Public Program surcharge rates (excluding (a) Universal Lifeline Telephone Service (ULTS) billings; (b) charges to other certificated carriers for services that are to be resold; (c) coin sent paid telephone calls (coin in box) and debit card calls; (d) customer-specific contracts effective before 9/15/94; (e) usage charges for coin-operated pay telephones; (f) directory advertising; and (g) one-way radio paging) and the CPUC Reimbursement Fee rate (excluding (a) directory advertising and sales; (b) terminal equipment sales; (c) inter-utility sales) to intrastate services. For a list of the Public Program surcharges and Reimbursement Fee, and the amounts, please refer to the Pacific Bell (d.b.a. SBC California) tariffs."

(END OF ATTACHMENT A)

ATTACHMENT B

REQUIREMENTS APPLICABLE TO COMPETITIVE LOCAL EXCHANGE CARRIERS

1. Applicant shall file, in this docket, a written acceptance of the certificate granted in this proceeding within 30 days of the effective date of this order.
2. Applicant is subject to the following fee and surcharges that must be regularly remitted per the instructions in Appendix E to Decision (D.) 00-10-028. The Combined California PUC Telephone Surcharge Transmittal Form must be submitted even if the amount due is zero.
 - a. The current 1.29% surcharge applicable to all intrastate services except for those excluded by D.94-09-065, as modified by D.95-02-050, to fund the Universal Lifeline Telephone Service Trust Administrative Committee Fund (Pub. Util. Code § 879; Resolution T-16966, dated December 1, 2005, effective January 1, 2006);
 - b. The current 0.27% surcharge applicable to all intrastate services except for those excluded by D.94-09-065, as modified by D.95-02-050, to fund the California Relay Service and Communications Devices Fund (Pub. Util. Code § 2881; D.98-12-073 and Resolution T-16965, dated December 1, 2005, effective January 1, 2006);
 - c. The user fee provided in Pub. Util. Code §§ 431-435, which is 0.11% of gross intrastate revenue (Resolution M-4816, dated March 15, 2006, effective April 1, 2006);
 - d. The current 0.21% surcharge applicable to all intrastate services except for those excluded by D.94-09-065, as modified by D.95-02-050, to fund the California High Cost Fund-A (Pub. Util. Code § 739.3; D.96-10-066, pp. 3-4, App. B, Rule 1.C; Resolution T-16963, dated December 1, 2005, effective January 1, 2006);

- e. The current 2.00% surcharge applicable to all intrastate services except for those excluded by D.94-09-065, as modified by D.95-02-050, to fund the California High Cost Fund-B (D.96-10-066, p. 191, App. B, Rule 6.F.; Resolution T-16964, dated December 1, 2005, effective January 1, 2006); and
- f. The current 0.13% surcharge applicable to all intrastate services except for those excluded by D.94-09-065, as modified by D.95-02-050, to fund the California Teleconnect Fund (D.96-10--066, p. 88, App. B, Rule 8.G; Resolution T-16888, dated December 1, 2005, effective January 1, 2006).

Note: These fees change periodically. In compliance with Resolution T-16901, December 2, 2004, Applicant should check the joint tariff for surcharges and fees filed by Pacific Bell (dba SBC California) and apply the current surcharge and fee amounts in that joint tariff on end-user bills until further revised.

3. Applicant is a competitive local exchange carrier (CLC). The effectiveness of its future tariffs is subject to the schedules set forth in Appendix C, Section 4.E of D.95-12-056:

“E. CLCs shall be subject to the following tariff and contract filing, revision and service pricing standards:

- “(1) Uniform rate reductions for existing tariff services shall become effective on five (5) working days’ notice to the Commission. Customer notification is not required for rate decreases.
- “(2) Uniform major rate increases for existing tariff services shall become effective on thirty (30) days’ notice to the Commission, and shall require bill inserts, or a message on the bill itself, or first class mail notice to customers at least 30 days in advance of the pending rate increase.
- “(3) Uniform minor rate increases, as defined in D.90-11-029, shall become effective on not less than five (5) working days’ notice to the Commission. Customer notification is not required for such minor rate increases.

- “(4) Advice letter filings for new services and for all other types of tariff revisions, except changes in text not affecting rates or relocations of text in the tariff schedules, shall become effective on forty (40) days’ notice to the Commission.
- “(5) Advice letter filings revising the text or location of text material which do not result in an increase in any rate or charge shall become effective on not less than five (5) days’ notice to the Commission.
- “(6) Contracts shall be subject to GO 96-A rules for NDIECs, except interconnection contracts.
- “(7) CLCs shall file tariffs in accordance with PU Code Section 876.”

4. Applicant may deviate from the following provisions of GO 96-A: (a) paragraph II.C.(1)(b), which requires consecutive sheet numbering and prohibits the reuse of sheet numbers; and (b) paragraph II.C.(4), which requires that “a separate sheet or series of sheets should be used for each rule.” Tariff filings incorporating these deviations shall be subject to the approval of the Commission’s Telecommunications Division. Tariff filings shall reflect all fees and surcharges to which Applicant is subject, as reflected in 2 above.

5. Applicant shall file a service area map as part of its initial tariff.

6. Prior to initiating service, Applicant shall provide the Commission’s Consumer Affairs Branch with the name and address of its designated contact person(s) for purposes of resolving consumer complaints. This information shall be updated if the name or telephone number changes, or at least annually.

7. Applicant shall notify the Director of the Telecommunications Division in writing of the date that local exchange service is first rendered to the public, no later than five days after service first begins.

8. Applicant shall notify the Director of the Telecommunications Division in writing of the date interLATA service is first rendered to the public within

five days after service begins, and again within five days after intraLATA service begins.¹

9. Applicant shall keep its books and records in accordance with the Generally Accepted Accounting Principles.

10. In the event Applicant's books and records are required for inspection by the Commission or its staff, it shall either produce such records at the Commission's offices or reimburse the Commission for the reasonable costs incurred in having Commission staff travel to its office.

11. Applicant shall file an annual report with the Director of the Telecommunications Division, in compliance with GO 104-A, on a calendar-year basis with the information contained in Attachment C to this decision.

12. Applicant shall file an affiliate transaction report with the Director of the Telecommunications Division, in compliance with D.93-02-019, on a calendar-year basis using the form contained in Attachment D.

13. Applicant shall ensure that its employees comply with the provisions of Pub. Util. Code § 2889.5 regarding solicitation of customers.

14. Within 60 days of the effective date of this order, Applicant shall comply with Pub. Util. Code § 708, Employee Identification Cards, and notify the Director of the Telecommunications Division in writing of its compliance.

15. If Applicant is 90 days or more late in filing an annual report, or in remitting the surcharges and fee listed in 2 above, the Telecommunications Division shall prepare for Commission consideration a resolution that revokes Applicant's CPCN unless it has received written permission from the Telecommunications Division to file or remit late.

¹ California is divided into ten Local Access and Transport Areas (LATAs), each containing numerous local telephone exchanges. InterLATA describes services, revenues and functions relating to telecommunications originating within one LATA and terminating in another LATA. IntraLATA describes services, revenues and functions relating to telecommunications originating within a single LATA.

16. Applicant is exempt from General Order 96-A, subsections III.G (1) and (2), and Rule 18(b) of the Commission's Rules of Practice and Procedure.

17. Applicant is exempt from Pub. Util. Code §§ 816-830.

18. Applicant is exempt from the requirements of Pub. Util. Code § 851 for the transfer or encumbrance of property whenever such transfer or encumbrance serves to secure debt.

19. If Applicant decides to discontinue service or file for bankruptcy, it shall immediately notify the Telecommunications Division's Bankruptcy Coordinator.

20. Applicant shall send a copy of this decision to concerned local permitting agencies not later than 30 days from the date of this order.

(END OF ATTACHMENT B)

ATTACHMENT C
ANNUAL REPORT

An original and a machine readable, copy using Microsoft Word or compatible format shall be filed with the California Public Utilities Commission, 505 Van Ness Avenue, Room 3107, San Francisco, CA 94102-3298, no later than March 31st of the year following the calendar year for which the annual report is submitted.

Failure to file this information on time may result in a penalty as provided for in Sections 2107 and 2108 of the Public Utilities Code.

Required information:

1. Exact legal name and U # of the reporting utility.
2. Address.
3. Name, title, address, and telephone number of the person to be contacted concerning the reported information.
4. Name and title of the officer having custody of the general books of account and the address of the office where such books are kept.
5. Type of organization (e.g., corporation, partnership, sole proprietorship, etc.).
If incorporated, specify:
 - a. Date of filing articles of incorporation with the Secretary of State.
 - b. State in which incorporated.
6. Number and date of the Commission decision granting the Certificate of Public Convenience and Necessity.
7. Date operations were begun.
8. Description of other business activities in which the utility is engaged.
9. List of all affiliated companies and their relationship to the utility. State if affiliate is a:
 - a. Regulated public utility.
 - b. Publicly held corporation.
10. Balance sheet as of December 31st of the year for which information is submitted.
11. Income statement for California operations for the calendar year for which information is submitted.

For answers to any questions concerning this report, call (415) 703-2883.

(END OF ATTACHMENT C)

ATTACHMENT D
CALENDAR YEAR AFFILIATE TRANSACTION REPORT

1. Each utility shall list and provide the following information for each affiliated entity and regulated subsidiary that the utility had during the period covered by the annual Affiliate Transaction report.

- Form of organization (e.g., corporation, partnership, joint venture, strategic alliance, etc.);
- Brief description of business activities engaged in;
- Relationship to the utility (e.g., controlling corporation, subsidiary, regulated subsidiary, affiliate);
- Ownership of the utility (including type and percent ownership);
- Voting rights held by the utility and percent; and
- Corporate officers.

2. The utility shall prepare and submit a corporate organization chart showing any and all corporate relationships between the utility and its affiliated entities and regulated subsidiaries in #1 above. The chart should have the controlling corporation (if any) at the top of the chart; the utility and any subsidiaries and/or affiliates of the controlling corporation in the middle levels of the chart and all secondary subsidiaries and affiliates (e.g., a subsidiary that in turn is owned by another subsidiary and/or affiliate) in the lower levels. Any regulated subsidiary should be clearly noted.

3. For a utility that has individuals who are classified as “controlling corporations” of the competitive utility, the utility must only report under the requirements of #1 and #2 above any affiliated entity that either (a) is a public utility or (b) transacts any business with the utility filing the annual report excluding the provision of tariff services.

4. Each annual report must be signed by a corporate officer of the utility stating under penalty of perjury under the laws of the State of California

(CCP 2015.5) that the annual report is complete and accurate with no material omissions.

5. Any required material that a utility is unable to provide must be reasonably described and the reasons the data cannot be obtained, as well as the efforts expended to obtain the information, must be set forth in the utility's annual Affiliate Transaction Report and verified in accordance with Sections I-F of Decision 93-02-019.

6. Utilities that do not have affiliated entities must file, in lieu of the annual transaction report, an annual statement to the commission stating that the utility had no affiliated entities during the report period. This statement must be signed by a corporate officer of the utility, stating under penalty of perjury under the laws of the State of California (CCP 2015.5) that the annual report is complete and accurate with no material omissions.

(END OF ATTACHMENT D)



ATTACHMENT H



May 31, 2018

City Planner
Planning Department
City of Oakland
250 Frank H. Ogawa Plaza, 2nd Floor
Oakland, CA 94612

Re: Public Outreach Summary

Applicant: ExteNet Systems (California) LLC
Nearest Site Address: Public Right of Way near 9716 International Blvd
Site ID: NW-CA-OASF07M1-TMO Node 07470B
Latitude/Longitude: 37.744647, -122.170552
Planning Application: PLN18227

Dear City Planner,

This week we notified the following groups by sending them the attached project flier:

- Oakland Community Organizations
- Pueblo

Feel free to contact me if you have any questions. Thank you.

Best Regards,

Ana Gomez/BV for ExteNet

Ana Gomez
ExteNet Permitting Contractor



ExteNet is improving wireless service in Oakland!

January 4, 2018

ExteNet Systems is a neutral host telecommunications infrastructure provider that is working to improve wireless service in Oakland.

We will soon be proposing to install fiberoptic cables and state-of-the-art small cell wireless facilities at existing telephone pole and light pole locations in the Oakland public right-of-way.


Telecommunications carriers transmit their signal through ExteNet's facilities to improve wireless voice, data, and public safety connectivity.

Although experiences with wireless services vary based on specific location and usage times, the wireless service proposed by this infrastructure will help meet existing, fluctuating and future demands.

Please see attached examples of actual ExteNet facilities like the ones we will be proposing in Oakland.

Want to learn more?

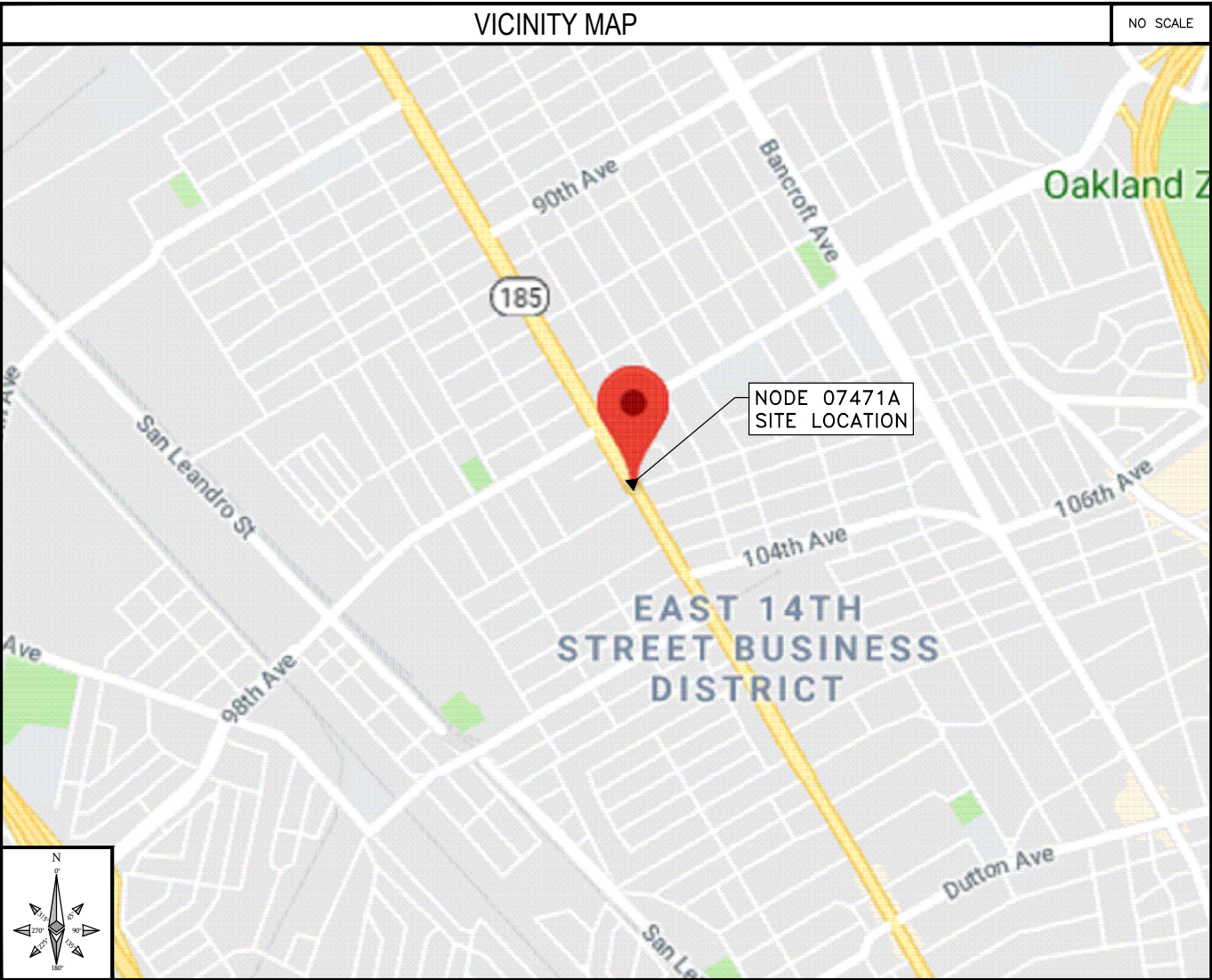
Please visit <http://www.extenetsystems.com/> or email clindsay@extenetsystems.com.



NW-CA-OASF07M1-TMO-07471A

POWER DESIGN: D/C
POLE REPLACEMENT: NO

ADJACENT TO (IN PROW)
9959 INTERNATIONAL BLVD
OAKLAND, CA 94603



INTERNAL REVIEW	
CONSTRUCTION SIGNATURE	DATE
RF SIGNATURE	DATE
REAL ESTATE SIGNATURE	DATE

BLACK & VEATCH

BLACK & VEATCH CORPORATION
2999 OAK ROAD
SUITE 490
WALNUT CREEK, CA 94597

THESE DRAWINGS ARE COPYRIGHTED AND ARE THE PROPERTY OF BLACK & VEATCH. PRODUCED SOLELY FOR THE USE OF OUR CLIENT. ANY REPRODUCTION OR USE OF THE INFORMATION CONTAINED WITHIN SAID DRAWINGS IS PROHIBITED WITHOUT WRITTEN CONSENT BY BLACK & VEATCH.

PROJECT NO.	DRAWN BY	CHECKED BY
192417.4674	SGS	LW

REV	DATE	DESCRIPTION
E	03/20/18	ISSUED FOR ZONING
D	12/18/17	ISSUED FOR REVIEW
C	10/30/17	ISSUED FOR REVIEW
B	08/22/17	ISSUED FOR REVIEW

IT IS A VIOLATION OF LAW FOR ANY PERSON, UNLESS THEY ARE ACTING UNDER THE DIRECTION OF A LICENSED PROFESSIONAL ENGINEER, TO ALTER THIS DOCUMENT.

EXTENET SYSTEMS (CA) LLC
2000 CROW CANYON PL.
SUITE 210
SAN RAMON, CA 94583

07471A
ADJACENT TO (IN PROW)
9959 INTERNATIONAL BLVD
OAKLAND, CA 94603

SHEET TITLE
TITLE SHEET

SHEET NUMBER
T-1

PROJECT DATA	
LATITUDE:	37.742535°
LONGITUDE:	−122.169338°
POLE #:	A6909
ELEVATION:	NA
ANTENNA MODEL:	ERICSSON RRUS-2203/5 INTEGRATED
ANTENNA AZIMUTH:	150°
ANTENNA ELECTRICAL DOWNTILT:	2°
ANTENNA MECHANICAL DOWNTILT:	0°
ZONING JURISDICTION:	CITY OF OAKLAND
ZONING DISTRICT:	CC-2
NEAREST A.P.N.:	044-49720-0605
OCCUPANCY:	U, UNMANNED
CONSTRUCTION TYPE:	ATTACHMENTS TO A METAL POLE
TITLE 24 REQUIREMENTS:	FACILITY IS UNMANNED AND NOT FOR HUMAN HABITATION. THIS PROJECT IS EXEMPT.

APPLICANT	
COMPANY:	EXTENET SYSTEMS CA, LLC.
ADDRESS:	2000 CROW CANYON PL., SUITE 210 SAN RAMON, CA 94583
CONTACT:	CHARLES LINDSAY
PHONE:	(510) 910-7787
E-MAIL:	CLINDSAY@EXTENETSYSTEMS.COM
EXTENET NOC:	(866) 892-5327 NOC@EXTENETSYSTEMS.COM

PROJECT MANAGER	
COMPANY:	EXTENET SYSTEMS CA, LLC.
CONTACT:	BEAU WILLIAMS
PHONE:	(209) 834-7097
E-MAIL:	BWILLIAMS@EXTENETSYSTEMS.COM

PROJECT INFORMATION	
POLE OWNER	PROJECT DESCRIPTION
OWNER: CITY OF OAKLAND ADDRESS: 7101 EDGEWATER DRIVE OAKLAND, CA 94621 PHONE: -	THESE DRAWINGS DEPICT THE INSTALLATION OF A WIRELESS TELECOMMUNICATIONS NODE IN THE PUBLIC RIGHT OF WAY. HARDWARE AND ANCILLARY EQUIPMENT TO BE INSTALLED AS DESCRIBED HEREIN.
ENGINEER	CODE COMPLIANCE
COMPANY: BLACK & VEATCH CORP. ENGINEER: PATRICK MCGREGOR PHONE: (952) 896-0878 E-MAIL: MCGREGORP@BV.COM	ALL WORK AND MATERIALS SHALL BE PERFORMED AND INSTALLED IN ACCORDANCE WITH THE CURRENT EDITIONS OF THE FOLLOWING CODES AS ADOPTED BY THE LOCAL GOVERNING AUTHORITIES (AS APPLICABLE). NOTHING IN THESE PLANS IS TO BE CONSTRUCTED TO PERMIT WORK NOT CONFORMING TO THESE CODES. - IBC - 2015 - CALIFORNIA BUILDING STANDARDS CODE 2016 - CALIFORNIA GENERAL ORDER 95 - CALIFORNIA MECHANICAL CODE 2016 - CALIFORNIA PLUMBING CODE 2016 - CALIFORNIA ELECTRICAL CODE 2016 - CITY AND/OR COUNTY ORDINANCES - INTERNATIONAL FIRE CODE 2015 - BUILDING OFFICIALS AND CODE ADMINISTRATORS (BOCA) *IN THE EVENT OF A CONFLICT, THE MOST RESTRICTIVE CODE SHALL PREVAIL.

AGENT	
AREA:	OAKLAND, CA
COMPANY:	BLACK & VEATCH CORP.
CONTACT:	ANA GOMEZ-ABARCA, EXECUTION MANAGER, TELECOM
PHONE:	(913) 458-9148 O (925) 949-5902 F
E-MAIL:	GOMEZABARCAA@BV.COM

SHEET INDEX	
SHEET NO:	SHEET TITLE
T-1	TITLE SHEET
GN-1	GENERAL NOTES AND LEGEND
A-1	OVERALL SITE PLAN
A-2	POLE ELEVATIONS
A-2.1	RISER DETAILS
D-1	EQUIPMENT DETAILS
D-2	EQUIPMENT DETAILS
D-3	ELECTRICAL DETAILS
IF USING 11"X17" PLOT, DRAWINGS WILL BE HALF SCALE	
SUBCONTRACTOR SHALL VERIFY ALL PLANS & EXISTING DIMENSIONS & CONDITIONS ON THE JOB SITE & SHALL IMMEDIATELY NOTIFY THE ENGINEER IN WRITING OF ANY DISCREPANCIES BEFORE PROCEEDING WITH THE WORK OR BE RESPONSIBLE FOR SAME	

GENERAL NOTES

1. PRIOR TO SUBMITTING A BID, THE CONTRACTOR SHALL FAMILIARIZE HIMSELF/HERSELF WITH THE SCOPE OF WORK AND ALL CONDITIONS AFFECTING THE NEW PROJECT.
2. CONTRACTOR SHALL VERIFY ALL FIELD CONDITIONS AND DIMENSIONS OF THE JOB SITE AND CONFIRM THAT WORK AS INDICATED ON THESE CONSTRUCTION DOCUMENTS CAN BE ACCOMPLISHED AS SHOWN PRIOR TO COMMENCEMENT OF ANY WORK.
3. ALL FIELD MODIFICATIONS BEFORE, DURING OR AFTER CONSTRUCTION SHALL BE APPROVED IN WRITING BY AN EXTENET SYSTEMS REPRESENTATIVE.
4. INSTALL ALL EQUIPMENT AND MATERIALS PER THE MANUFACTURER'S RECOMMENDATIONS, UNLESS INDICATED OTHERWISE.
5. NOTIFY EXTENET SYSTEMS, IN WRITING, OF ANY MAJOR DISCREPANCIES REGARDING THE CONTRACT DOCUMENTS, EXISTING CONDITIONS, AND DESIGN INTENT. THE CONTRACTOR SHALL BE RESPONSIBLE FOR OBTAINING CLARIFICATIONS FROM AN EXTENET SYSTEMS REPRESENTATIVE, AND ADJUSTING THE BID ACCORDINGLY.
6. CONTRACTOR SHALL BE SOLELY RESPONSIBLE FOR ALL CONSTRUCTION MEANS, METHODS, TECHNIQUES, SEQUENCES AND PROCEDURES OF THE WORK UNDER THE CONTRACT.
7. CONTRACTOR SHALL PROTECT ALL EXISTING IMPROVEMENTS AND FINISHES THAT ARE TO REMAIN. CONTRACTOR SHALL REPAIR ANY DAMAGE THAT MAY OCCUR DURING THE CONSTRUCTION TO THE SATISFACTION OF AN EXTENET SYSTEMS REPRESENTATIVE.
8. CONTRACTOR PLANS TO ILLUSTRATE THE AS-BUILT CONDITION OF THE SITE. FOLLOWING THE FINAL INSPECTION BY EXTENET, THE CONTRACTOR SHALL PROVIDE EXTENET SYSTEMS WITH ONE COPY OF ALL RED-LINED DRAWINGS.
9. VERIFY ALL FINAL EQUIPMENT WITH AN EXTENET SYSTEMS REPRESENTATIVE. ALL EQUIPMENT LAYOUT, SPECS, PERFORMANCE INSTALLATION AND THEIR FINAL LOCATION ARE TO BE APPROVED BY EXTENET SYSTEMS. THE CONTRACTOR SHALL BE RESPONSIBLE FOR COORDINATING HIS/HER WORK WITH THE WORK AND CLEARANCES REQUIRED BY OTHERS RELATED TO SAID INSTALLATIONS.
10. THESE NOTES SHALL BE CONSIDERED A PART OF THE WRITTEN SPECIFICATIONS, CONTRACT AND CONSTRUCTION DOCUMENTS.
11. THE WORK SHALL INCLUDE FURNISHING MATERIALS, EQUIPMENT, APPURTENANCES, AND LABOR NECESSARY TO COMPLETE ALL INSTALLATIONS AS INDICATED ON THESE PLANS AND IN THE CONTRACT DOCUMENTS.
12. PRIOR TO THE SUBMISSION OF BIDS, THE CONTRACTOR(S) SHALL VISIT THE JOB SITE(S) AND BE RESPONSIBLE FOR ALL CONTRACT DOCUMENTS, FIELD CONDITIONS AND DIMENSIONS, AND CONFIRM THAT THE WORK MAY BE ACCOMPLISHED PER THE CONTRACT DOCUMENTS. ANY DISCREPANCIES ARE TO BE BROUGHT TO THE ATTENTION OF THE IMPLEMENTATION ENGINEER AND ARCHITECT/ENGINEER PRIOR TO BID SUBMITTAL.
13. THE CONTRACTOR SHALL RECEIVE WRITTEN AUTHORIZATION TO PROCEED ON ANY WORK NOT CLEARLY DEFINED OR IDENTIFIED IN THE CONTRACT AND CONSTRUCTION DOCUMENTS BEFORE STARTING ANY WORK.
14. ALL WORK PERFORMED AND MATERIALS INSTALLED SHALL BE IN STRICT ACCORDANCE WITH ALL APPLICABLE CODES, REGULATIONS, AND ORDINANCES, INCLUDING APPLICABLE MUNICIPAL AND UTILITY COMPANY SPECIFICATIONS.
15. THE CONTRACTOR SHALL INSTALL ALL EQUIPMENT AND MATERIALS IN ACCORDANCE WITH MANUFACTURER RECOMMENDATIONS. IF THESE RECOMMENDATIONS ARE IN CONFLICT WITH THE CONTRACT AND CONSTRUCTION DOCUMENTS AND/OR APPLICABLE CODES OR REGULATIONS, REVIEW AND RESOLVE THE CONFLICT WITH DIRECTION FROM THE IMPLEMENTATION ENGINEER AND ARCHITECT/ENGINEER PRIOR TO PROCEEDING.
16. THE CONTRACTOR SHALL BE SOLELY RESPONSIBLE FOR ALL CONSTRUCTION MEANS, METHODS, TECHNIQUES, SEQUENCES, AND PROCEDURES AND FOR COORDINATION OF ALL PORTIONS OF THE WORK UNDER THE CONTRACT INCLUDING CONTACT AND COORDINATION WITH THE IMPLEMENTATION ENGINEER AND WITH THE AUTHORIZED REPRESENTATIVE OF ANY OUTSIDE POLE OR PROPERTY OWNER.
17. THE CONTRACTOR SHALL MAKE NECESSARY PROVISIONS TO PROTECT EXISTING IMPROVEMENTS, INCLUDING BUT NOT LIMITED TO PAVING, CURBS, VEGETATION, GALVANIZED SURFACE OR OTHER EXISTING ELEMENTS AND UPON COMPLETION OF THE WORK, REPAIR ANY DAMAGE THAT OCCURRED DURING CONSTRUCTION TO THE SATISFACTION OF EXTENET.
18. CONTRACTOR IS TO KEEP THE GENERAL AREA CLEAN, HAZARD FREE, AND DISPOSE OF ALL DIRT, DEBRIS, RUBBISH, AND REMOVE EQUIPMENT NOT SPECIFIED AS REMAINING ON THE PROPERTY. LEAVE PREMISES IN CLEAN CONDITION DAILY.
19. PLANS ARE INTENDED TO BE DIAGRAMMATIC ONLY AND SHOULD NOT BE SCALED UNLESS OTHERWISE NOTED. RELY ONLY ON ANNOTATED DIMENSIONS AND REQUEST INFORMATION IF ADDITIONAL DIMENSIONS ARE REQUIRED.
20. THE EXISTENCE AND LOCATION OF UTILITIES AND OTHER AGENCY'S FACILITIES WERE OBTAINED BY A SEARCH OF AVAILABLE RECORDS. OTHER FACILITIES MAY EXIST. CONTRACTOR SHALL VERIFY LOCATIONS PRIOR TO START OF CONSTRUCTION AND USE EXTREME CARE AND PROTECTIVE MEASURES TO PREVENT DAMAGE TO THESE FACILITIES. CONTRACTOR IS RESPONSIBLE FOR THE PROTECTION OF UTILITIES OR OTHER AGENCY'S FACILITIES WITHIN THE LIMITS OF THE WORK. WHETHER THEY ARE IDENTIFIED IN THE CONTRACT DOCUMENTS OR NOT.
21. THE CONTRACTOR SHALL NOTIFY UNDERGROUND SERVICE ALERT (800) 227-2600, AT LEAST TWO WORKING DAYS PRIOR TO THE START OF ANY EXCAVATION.

DEFINITIONS

1. "TYPICAL" OR "TYP" MEANS THAT THIS ITEM IS SUBSTANTIALLY THE SAME ACROSS SIMILAR CONDITIONS. "TYP." SHALL BE UNDERSTOOD TO MEAN "TYPICAL WHERE OCCURS" AND SHALL NOT BE CONSIDERED AS WITHOUT EXCEPTION OR CONSIDERATION OF SPECIFIC CONDITIONS.
2. "SIMILAR" MEANS COMPARABLE TO CHARACTERISTICS FOR THE CONDITION NOTED. VERIFY DIMENSIONS AND ORIENTATION ON PLAN.
3. "AS REQUIRED" MEANS AS REQUIRED BY REGULATORY REQUIREMENTS, BY REFERENCED STANDARDS, BY EXISTING CONDITIONS, BY GENERALLY ACCEPTED CONSTRUCTION PRACTICE, OR BY THE CONTRACT DOCUMENTS.
4. "ALIGN" MEANS ACCURATELY LOCATE FINISH FACES OF MATERIALS IN THE SAME PLANE.
5. THE TERM "VERIFY" OR "V.I.F." SHALL BE UNDERSTOOD TO MEAN "VERIFY IN FIELD WITH ENGINEER" AND REQUIRES THAT THE CONTRACTOR CONFIRM INTENTION REGARDING NOTED CONDITION AND PROCEED ONLY AFTER RECEIVING DIRECTION.
6. WHERE THE WORDS "OR EQUAL" OR WORDS OF SIMILAR INTENT FOLLOW A MATERIAL SPECIFICATION, THEY SHALL BE UNDERSTOOD TO REQUIRE SIGNED APPROVAL OF ANY DEVIATION TO SAID SPECIFICATION PRIOR TO CONTRACTOR'S ORDERING OR INSTALLATION OF SUCH PROPOSED EQUAL PRODUCT.
7. FURNISH : SUPPLY ONLY, OTHERS TO INSTALL. INSTALL: INSTALL ITEMS FURNISHED BY OTHERS. PROVIDE: FURNISH AND INSTALL.

FIELD WELDING NOTES

1. WELDING TO BE PERFORMED BY AWS CERTIFIED WELDER FOR THE TYPE OF AND POSITION INDICATED. ALL WORK MUST BE IN CONFORMANCE WITH LATEST EDITION OF AWS D1.1.
2. GRIND SURFACES TO BE WELDED WITH A SILICON CARBIDE WHEEL PRIOR TO WELDING TO REMOVE ALL GALVANIZING WHICH MAY OTHERWISE BE CONSUMED IN THE WELD METAL. APPLY ANTI-SPATTER COMPOUND AFTER GRINDING.
3. WELDING TECHNIQUE MUST MINIMIZE TEMPERATURE RISE ON THE INSIDE SURFACE OF THE POLE AND ALSO VOLATIZE ANY REMAINING ZINC WITHIN THE BASE METAL WITH MINIMUM SPATTER. USE AN E70 (LOW HYDROGEN) ELECTRODE. USE LARGEST DIAMETER ELECTRODE COMPATIBLE WITH WELDING POSITION AND MATERIAL THICKNESS. STRICTLY FOLLOW ALL MANUFACTURE'S INSTRUCTIONS FOR STORAGE AND USE OF ELECTRODES. AVOID REMOVING ELECTRODES FROM MANUFACTURE'S PACKAGING UNTIL READY FOR IMMEDIATE USE.
4. WELDING MAY PRODUCE TOXIC FUMES. REFER TO ANSI STANDARD Z49.1 "SAFETY IN WELDING AND CUTTING" FOR PROPER PRECAUTIONS.

5. UPON COMPLETION OF WELDING, APPLY GALV-A-STICK ZINC COATING TO ALL UNPROTECTED SURFACES. APPLY A SECOND LAYER OF COLD GALVANIZING SPRAY COMPOUND CONTAINING A MINIMUM ZINC CONTENT OF 95%. IF NECESSARY, APPLY A FINAL COAT OF COMPATIBLE PAINT TO MATCH SURROUNDING SURFACES.

ANTENNA MOUNTING

1. DESIGN AND CONSTRUCTION OF ANTENNA SUPPORTS SHALL CONFORM TO CURRENT ANSI/TIA-222 OR APPLICABLE LOCAL CODES.
2. ALL STEEL MATERIALS SHALL BE GALVANIZED AFTER FABRICATION IN ACCORDANCE WITH ASTM A123 "ZINC (HOT-DIP GALVANIZED) COATINGS ON IRON AND STEEL PRODUCTS", UNLESS NOTED OTHERWISE.
3. ALL BOLTS, ANCHORS AND MISCELLANEOUS HARDWARE SHALL BE GALVANIZED IN ACCORDANCE WITH ASTM A153 "ZINC-COATING (HOT-DIP) ON IRON AND STEEL HARDWARE", UNLESS NOTED OTHERWISE.
4. DAMAGED GALVANIZED SURFACES SHALL BE REPAIRED BY COLD GALVANIZING IN ACCORDANCE WITH ASTM A780.
5. ALL ANTENNA MOUNTS SHALL BE INSTALLED WITH LOCK NUTS, DOUBLE NUTS AND SHALL BE TORQUED TO MANUFACTURER'S RECOMMENDATIONS.
6. CONTRACTOR SHALL INSTALL ANTENNA PER MANUFACTURER'S RECOMMENDATION FOR INSTALLATION AND GROUNDING.
7. PRIOR TO SETTING ANTENNA AZIMUTHS AND DOWNTILTS, ANTENNA CONTRACTOR SHALL CHECK THE ANTENNA MOUNT FOR TIGHTNESS AND ENSURE THAT THEY ARE PLUMB. ANTENNA AZIMUTHS SHALL BE SET FROM TRUE NORTH AND BE ORIENTED WITHIN +/- 5% AS DEFINED BY THE RFDS. ANTENNA DOWNTILTS SHALL BE WITHIN +/- 0.5% AS DEFINED BY THE RFDS.

TORQUE REQUIREMENTS

1. ALL RF CONNECTIONS SHALL BE TIGHTENED BY A TORQUE WRENCH.
2. ALL RF CONNECTIONS, GROUNDING HARDWARE AND ANTENNA HARDWARE SHALL HAVE A TORQUE MARK INSTALLED IN A CONTINUOUS STRAIGHT LINE FROM BOTH SIDES OF THE CONNECTION.

2.1. RF CONNECTION BOTH SIDES OF THE CONNECTOR.

2.2. GROUNDING AND ANTENNA HARDWARE ON THE NUT SIDE STARTING FROM THE THREADS TO THE SOLID SURFACE. EXAMPLE OF SOLID SURFACE: GROUND BAR, ANTENNA BRACKET METAL.
3. ALL 8M ANTENNA HARDWARE SHALL BE TIGHTENED TO 9 LB-FT (12 NM).
4. ALL 12M ANTENNA HARDWARE SHALL BE TIGHTENED TO 43 LB-FT (58 NM).
5. ALL GROUNDING HARDWARE SHALL BE TIGHTENED UNTIL THE LOCK WASHER COLLAPSES AND THE GROUNDING HARDWARE IS NO LONGER LOOSE.
6. ALL DIN TYPE CONNECTIONS SHALL BE TIGHTENED TO 18-22 LB-FT (24.4 - 29.8 NM).
7. ALL N TYPE CONNECTIONS SHALL BE TIGHTENED TO 15-20 LB-IN (1.7 - 2.3 NM).

ROW NODE POLE CONSTRUCTION NOTES

1. ALL UTILITY POLES TO BE STEPPED IN ACCORDANCE WITH CALIFORNIA GENERAL ORDER 95, SECTION IX, 91.3.
2. NO BOLT THREADS TO PROTRUDE MORE THAN 1-1/2" [.038M].
3. FILL ALL HOLES LEFT IN POLE FROM REARRANGEMENT OF CLIMBERS.
4. ALL CLIMB STEPS NEXT TO CONDUIT SHALL HAVE EXTENDED STEPS.
5. 90 SHORT SWEEPS UNDER ANTENNA ARM. ALL CABLES MUST ONLY TRANSITION ON THE INSIDE OR BOTTOM OF ARMS (NO CABLE ON TOP OF ARMS).
6. USE 1/2" [.013M] CABLE ON ANTENNAS UNLESS OTHERWISE SPECIFIED.
7. FILL VOID AROUND CABLES AT CONDUIT OPENING WITH FOAM SEALANT TO PREVENT WATER INTRUSION.
8. AN ELECTROMAGNETIC EMITTANCE (EME) PLACARD SHALL BE AFFIXED TO THE POLE WHERE VISIBLE TO CRAFT WORKERS BETWEEN THE EQUIPMENT AND ANTENNA.
9. PLACARDS STATING "POWER DISCONNECT PROCEDURES INSIDE SHROUD" SHALL BE PLACED INSIDE ANTENNA SHROUD AND ON EXTERIOR OF DISCONNECT.
10. BUSS BAR CONNECTIONS SHALL BE DOUBLE LUGGED AND COATED IN NO-OX TO RESIST CORROSION.

NODE SITE POWER SHUT DOWN PROCEDURES

4. FOR NON EMERGENCY/SCHEDULED POWER SHUT DOWN:

4.1. CALL EXTENET SYSTEMS NOC (NETWORK OPERATIONS CENTER) (866)892-5327

4.2. 24 HOURS PRIOR TO SCHEDULED POWER SHUT OFF

4.3. PROVIDE THE FOLLOWING INFORMATION:

- NOC SITE NUMBER IDENTIFIED ON SITE NUMBERING STICKER

- YOUR NAME AND REASON FOR POWER SHUTOFF

- PROVIDE DURATION OF OUTAGE

4.4. UNLOCK DISCONNECT BOX, FLIP BOTH BREAKERS TO THE OFF POSITION

4.5. POWER SHUT OFF VERIFICATION WITH APPROVED PG&E PROCEDURES

4.6. NOTIFY EXTENET NOC UPON COMPLETION OF WORK

4.7. RE-INSTALL LOCK ON DISCONNECT BOX
5. FOR EMERGENCY POWER SHUT OFF:

5.1. CALL EXTENET SYSTEMS NOC (NETWORK OPERATIONS CENTER) (866)892-5327

5.2. PROVIDE THE FOLLOWING INFORMATION:

- NOC SITE NUMBER IDENTIFIED ON SITE NUMBERING STICKER

- YOUR NAME AND REASON FOR POWER SHUTOFF

- PROVIDE DURATION OF OUTAGE

5.3. UNLOCK DISCONNECT BOX, FLIP BOTH BREAKERS TO THE OFF POSITION

5.4. POWER SHUT OFF VERIFICATION WITH APPROVED PG&E PROCEDURES

5.5. NOTIFY EXTENET NOC UPON COMPLETION OF WORK

5.6. RE-INSTALL LOCK ON DISCONNECT BOX

LEGEND

EXOTHERMIC CONNECTION

MECHANICAL CONNECTION

CHEMICAL ELECTROLYTIC GROUNDING SYSTEM

TEST CHEMICAL ELECTROLYTIC GROUNDING SYSTEM

EXOTHERMIC WITH INSPECTION SLEEVE

GROUNDING BAR

GROUND ROD

TEST GROUND ROD WITH INSPECTION SLEEVE

CHAINLINK FENCE

WOOD/WROUGHT IRON FENCE

WALL STRUCTURE

LEASE AREA

PROPERTY LINE (PL)

SETBACKS

WATER LINE

UNDERGROUND POWER

UNDERGROUND TELCO

UNDERGROUND FIBER

OVERHEAD POWER

OVERHEAD TELCO

UNDERGROUND TELCO/POWER

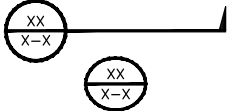
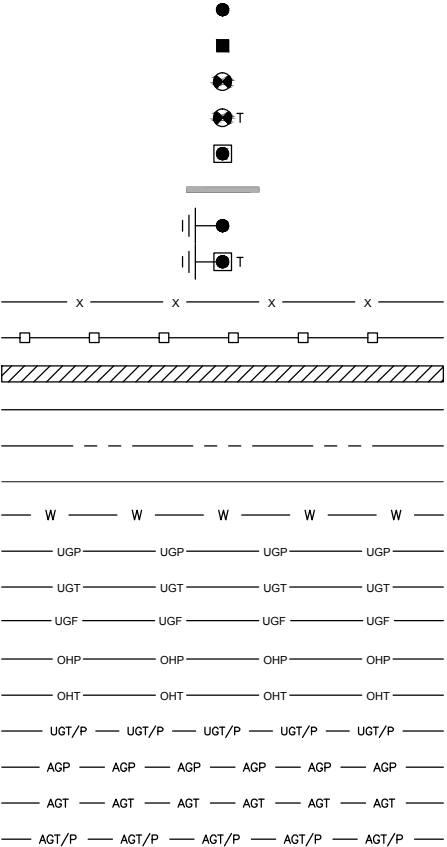
ABOVE GROUND POWER

ABOVE GROUND TELCO

ABOVE GROUND TELCO/POWER

SECTION REFERENCE

DETAIL REFERENCE



UNDERGROUND
SERVICE ALERT
UTILITIES PROTECTION CENTER, INC.
811
48 HOURS BEFORE YOU DIG



INTERNAL REVIEW	
CONSTRUCTION SIGNATURE	DATE
RF SIGNATURE	DATE
REAL ESTATE SIGNATURE	DATE

BLACK & VEATCH

BLACK & VEATCH CORPORATION
2999 OAK ROAD
SUITE 490
WALNUT CREEK, CA 94597

THESE DRAWINGS ARE COPYRIGHTED AND ARE THE PROPERTY OF BLACK & VEATCH. PRODUCED SOLELY FOR THE USE OF OUR CLIENT. ANY REPRODUCTION OR USE OF THE INFORMATION CONTAINED WITHIN SAID DRAWINGS IS PROHIBITED WITHOUT WRITTEN CONSENT BY BLACK & VEATCH.

PROJECT NO.	DRAWN BY	CHECKED BY
192417.4674	SGS	LW

REV	DATE	DESCRIPTION
E	03/20/18	ISSUED FOR ZONING
D	12/18/17	ISSUED FOR REVIEW
C	10/30/17	ISSUED FOR REVIEW
B	08/22/17	ISSUED FOR REVIEW


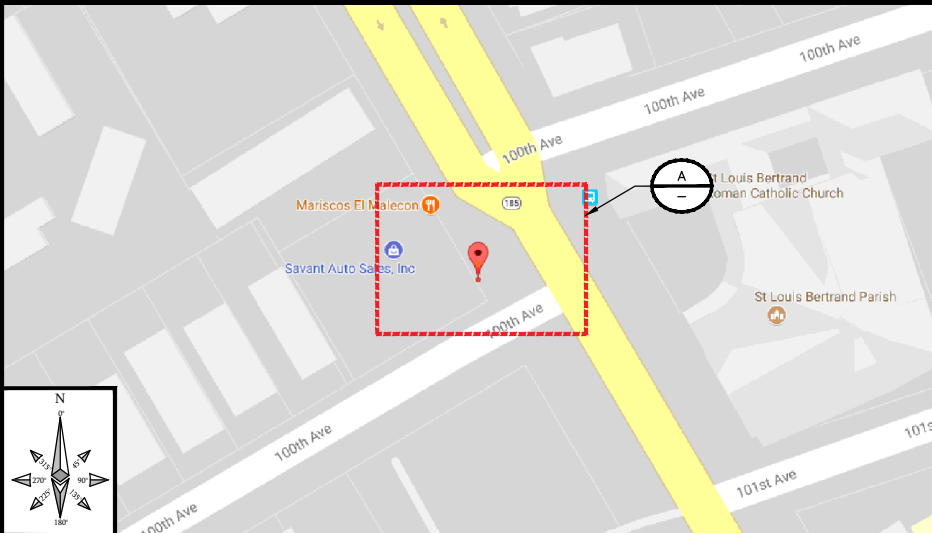
IT IS A VIOLATION OF LAW FOR ANY PERSON, UNLESS THEY ARE ACTING UNDER THE DIRECTION OF A LICENSED PROFESSIONAL ENGINEER, TO ALTER THIS DOCUMENT.

EXTENET SYSTEMS (CA) LLC
2000 CROW CANYON PL.
SUITE 210
SAN RAMON, CA 94583

07471A
ADJACENT TO (IN PROW)
9959 INTERNATIONAL BLVD
OAKLAND, CA 94603

SHEET TITLE
GENERAL NOTES
AND LEGEND

SHEET NUMBER
GN-1



SITE PLAN MAP

NO SCALE

1

SITE PHOTO

2

THIS DRAWING IS
NOT A SITE SURVEY


THE PURPOSE OF THIS DRAWING IS
TO SHOW HOW THE DEVELOPED SITE
RELATES TO THE PARENT PARCEL AND
ADJACENT PROPERTIES. R.O.W.
MEASUREMENTS ARE APPROXIMATIONS.

NOTES

1. EXTENET TO UTILIZE EXISTING CITY
OF OAKLAND STREETLIGHT
ELECTRICAL DUCT STRUCTURE TO
NEAREST COMMERCIAL POWER
CONNECTION POINT.


OR

2. EXTENET TO BRING COMMERCIAL
POWER AND FIBER OPTIC CABLE TO
CITY OF OAKLAND STREETLIGHT
ELECTRICAL BOX SERVING SPECIFIED
EXISTING CITY OF OAKLAND
STREETLIGHT AND UTILIZE EXISTING
CONDUIT CONNECTION BETWEEN THE
ELECTRIC BOX AND STREETLIGHT.



INTERNAL REVIEW

CONSTRUCTION SIGNATURE	DATE
RF SIGNATURE	DATE
REAL ESTATE SIGNATURE	DATE



BLACK & VEATCH

BLACK & VEATCH CORPORATION
2999 OAK ROAD
SUITE 490
WALNUT CREEK, CA 94597

THESE DRAWINGS ARE COPYRIGHTED AND
ARE THE PROPERTY OF BLACK & VEATCH.
PRODUCED SOLELY FOR THE USE OF OUR
CLIENT. ANY REPRODUCTION OR USE OF THE
INFORMATION CONTAINED WITHIN SAID
DRAWINGS IS PROHIBITED WITHOUT
WRITTEN CONSENT BY BLACK & VEATCH.

PROJECT NO.	DRAWN BY	CHECKED BY
192417.4674	SGS	LW

REV	DATE	DESCRIPTION
E	03/20/18	ISSUED FOR ZONING
D	12/18/17	ISSUED FOR REVIEW
C	10/30/17	ISSUED FOR REVIEW
B	08/22/17	ISSUED FOR REVIEW

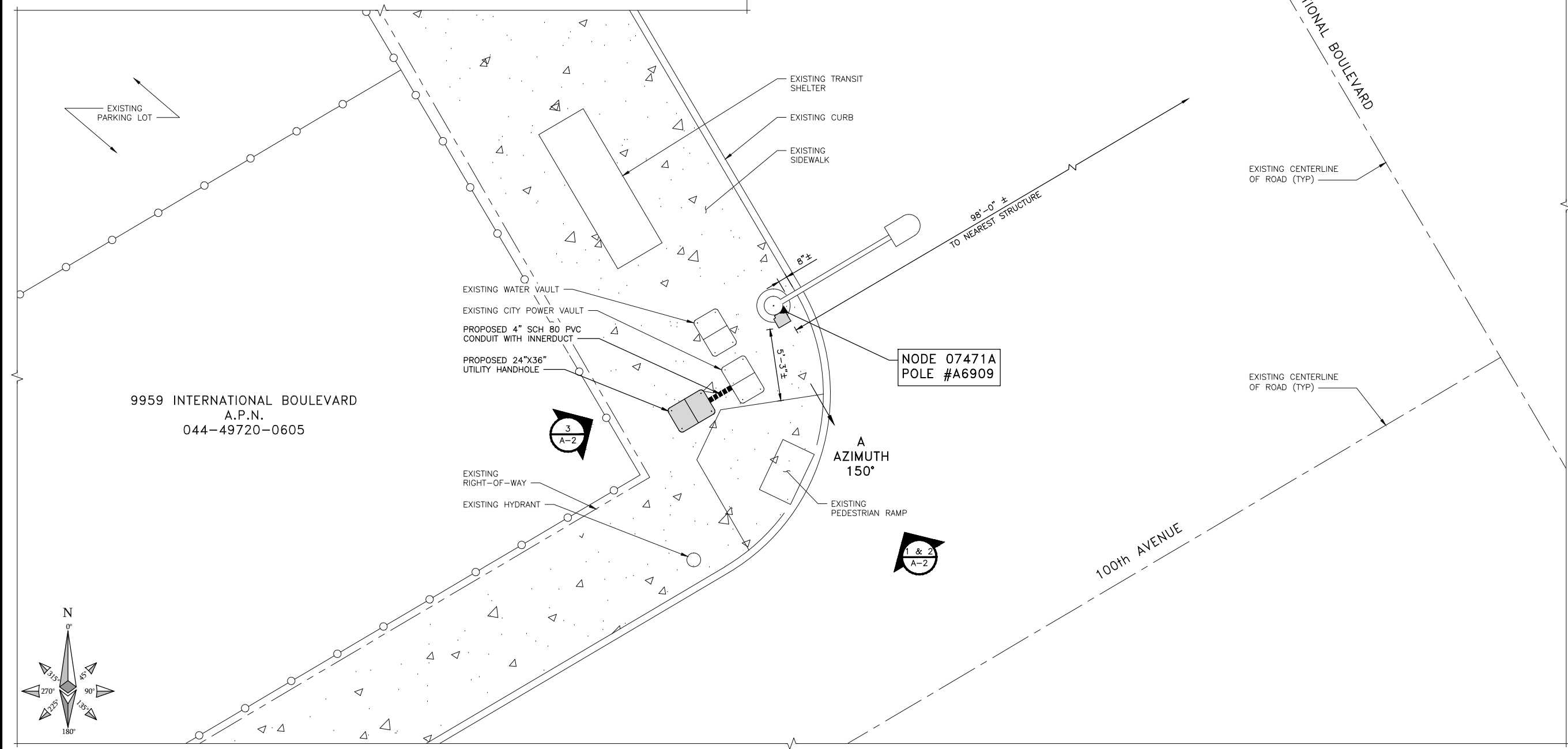
IT IS A VIOLATION OF LAW FOR ANY PERSON,
UNLESS THEY ARE ACTING UNDER THE DIRECTION
OF A LICENSED PROFESSIONAL ENGINEER,
TO ALTER THIS DOCUMENT.

EXTENET SYSTEMS (CA) LLC
2000 CROW CANYON PL.
SUITE 210
SAN RAMON, CA 94583

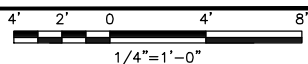
07471A
ADJACENT TO (IN PROW)
9959 INTERNATIONAL BLVD
OAKLAND, CA 94603

SHEET TITLE
OVERALL SITE PLAN

SHEET NUMBER
A-1



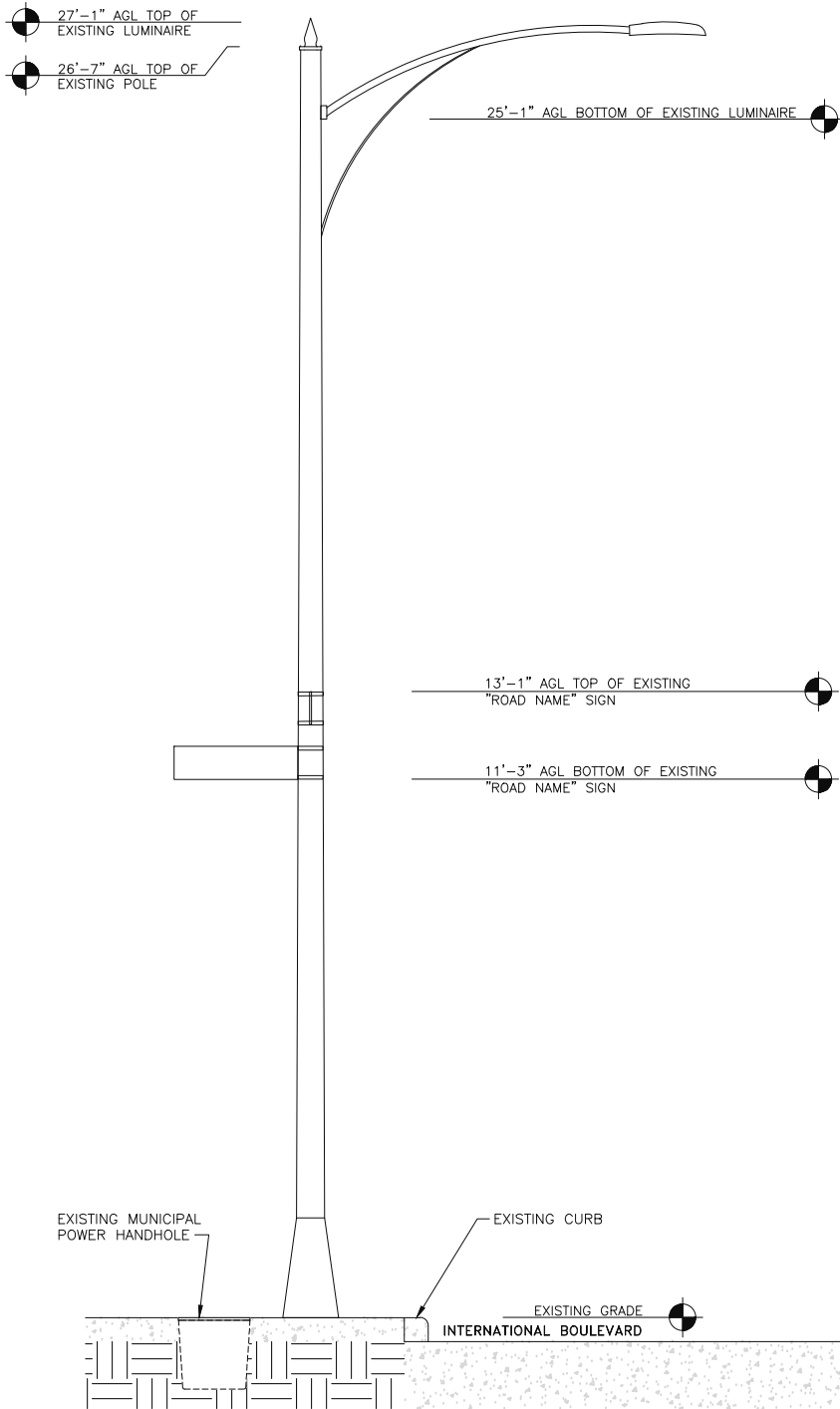
OVERALL SITE PLAN



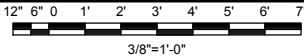
A

STRUCTURAL NOTE

THESE DRAWINGS HAVE BEEN CREATED BASED ON THE ASSUMPTION THAT THE STRUCTURE HAS SUFFICIENT CAPACITY TO SUPPORT THE PROPOSED LOADING. IT IS THE RESPONSIBILITY OF THE CONSULTING ENGINEER TO CONFIRM THAT THE PROPOSED LOADING IS WITHIN THE ORIGINAL DESIGN CAPACITY OF THE STRUCTURE.



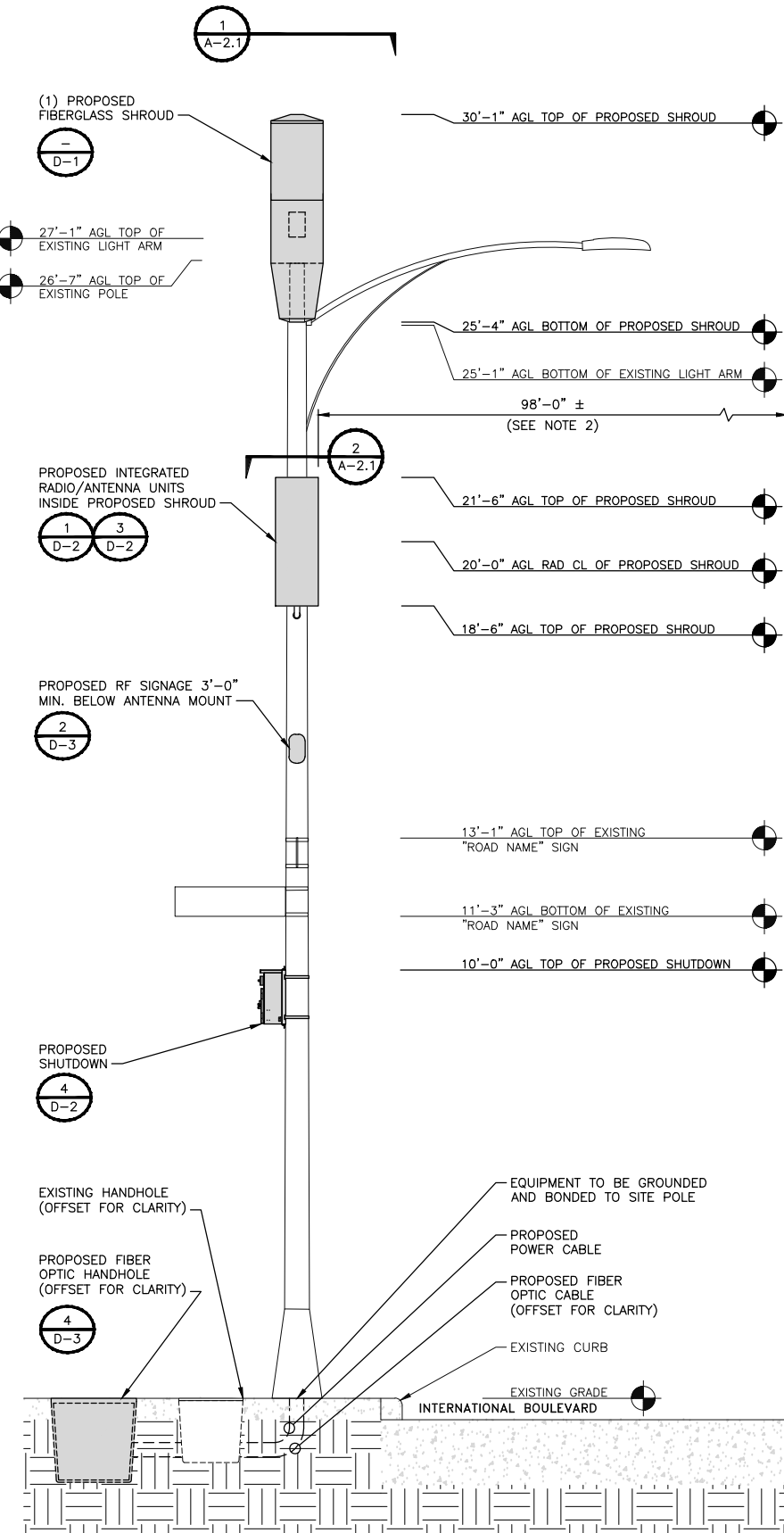
EXISTING SOUTHEAST ELEVATION



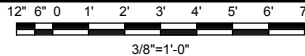
A

NOTES

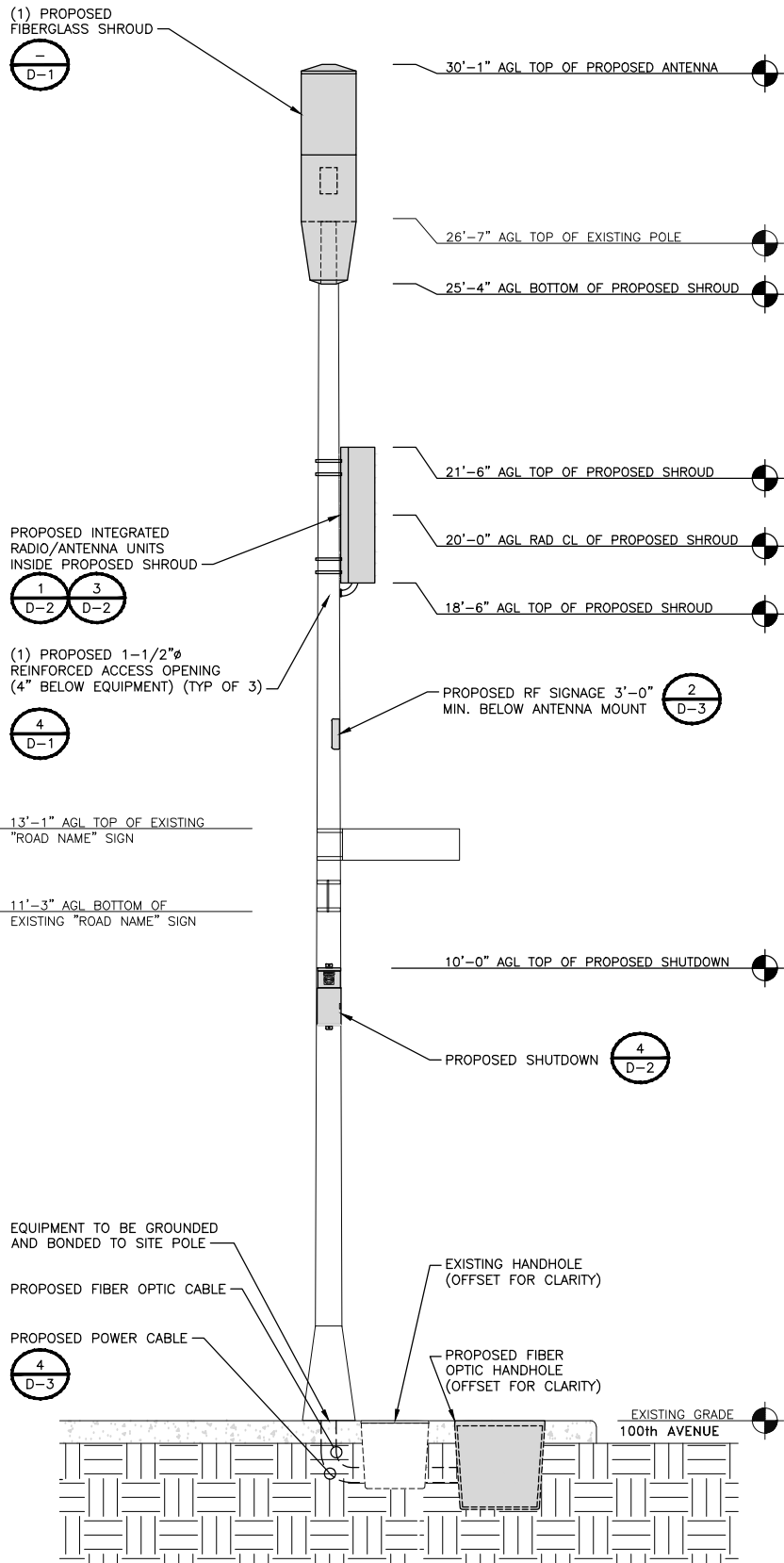
1. SEE SHEET GN-1 ROW UTILITY POLE CONSTRUCTION NOTES FOR ADDITIONAL INFORMATION
2. ALL PROPOSED/ANCILLARY EQUIPMENT TO BE PAINTED TO MATCH EXISTING POLE.
3. DISTANCE FROM ANTENNA FACE TO NEAREST BUILDING (10002 INTERNATIONAL BOULEVARD). SEE SHEET A-1 FOR ORIENTATION.
4. AN ELECTROMAGNETIC EMITTANCE (EME) PLACARD SHALL BE AFFIXED TO THE POLE WHERE VISIBLE TO CRAFT WORKERS AND BETWEEN THE PROPOSED EQUIPMENT AND PROPOSED ANTENNA.



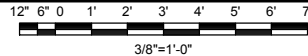
PROPOSED SOUTHEAST ELEVATION



B



PROPOSED SOUTHWEST ELEVATION



C



INTERNAL REVIEW

CONSTRUCTION SIGNATURE DATE

RF SIGNATURE DATE

REAL ESTATE SIGNATURE DATE



BLACK & VEATCH

BLACK & VEATCH CORPORATION
2999 OAK ROAD
SUITE 490
WALNUT CREEK, CA 94597

THESE DRAWINGS ARE COPYRIGHTED AND ARE THE PROPERTY OF BLACK & VEATCH. PRODUCED SOLELY FOR THE USE OF OUR CLIENT. ANY REPRODUCTION OR USE OF THE INFORMATION CONTAINED WITHIN SAID DRAWINGS IS PROHIBITED WITHOUT WRITTEN CONSENT BY BLACK & VEATCH.

PROJECT NO.	DRAWN BY	CHECKED BY
192417.4674	SGS	LW

REV	DATE	DESCRIPTION
E	03/20/18	ISSUED FOR ZONING
D	12/18/17	ISSUED FOR REVIEW
C	10/30/17	ISSUED FOR REVIEW
B	08/22/17	ISSUED FOR REVIEW

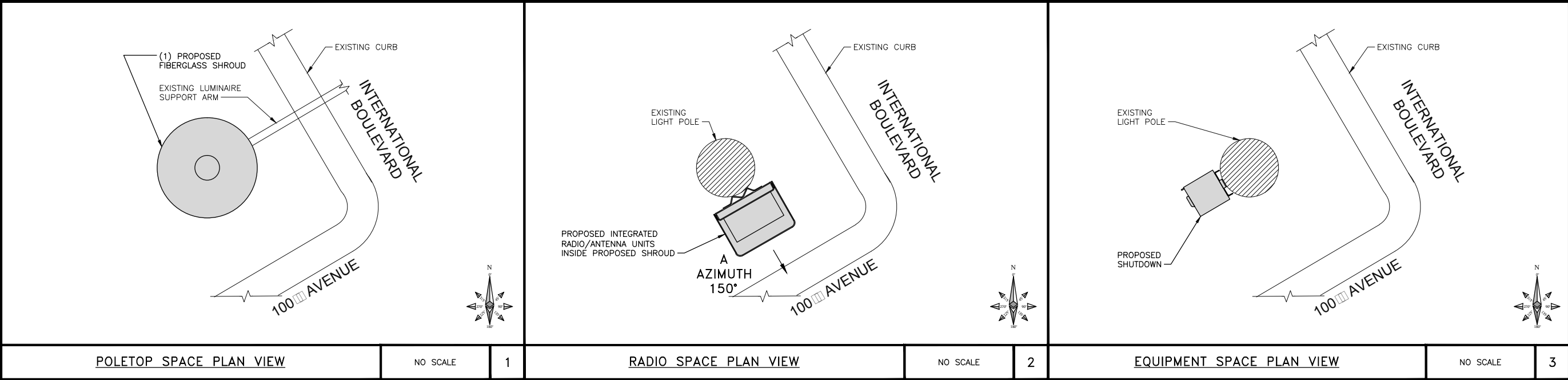
IT IS A VIOLATION OF LAW FOR ANY PERSON, UNLESS THEY ARE ACTING UNDER THE DIRECTION OF A LICENSED PROFESSIONAL ENGINEER, TO ALTER THIS DOCUMENT.

EXTENET SYSTEMS (CA) LLC
2000 CROW CANYON PL.
SUITE 210
SAN RAMON, CA 94583

07471A
ADJACENT TO (IN PROW)
9959 INTERNATIONAL BLVD
OAKLAND, CA 94603

SHEET TITLE
POLE ELEVATIONS

SHEET NUMBER
A-2



INTERNAL REVIEW	
CONSTRUCTION SIGNATURE	DATE
RF SIGNATURE	DATE
REAL ESTATE SIGNATURE	DATE

BLACK & VEATCH

BLACK & VEATCH CORPORATION
2999 OAK ROAD
SUITE 490
WALNUT CREEK, CA 94597

THESE DRAWINGS ARE COPYRIGHTED AND ARE THE PROPERTY OF BLACK & VEATCH; PRODUCED SOLELY FOR THE USE OF OUR CLIENT. ANY REPRODUCTION OR USE OF THE INFORMATION CONTAINED WITHIN SAID DRAWINGS IS PROHIBITED WITHOUT WRITTEN CONSENT BY BLACK & VEATCH.

PROJECT NO.	DRAWN BY	CHECKED BY
192417.4674	SGS	LW

REV	DATE	DESCRIPTION
E	03/20/18	ISSUED FOR ZONING
D	12/18/17	ISSUED FOR REVIEW
C	10/30/17	ISSUED FOR REVIEW
B	08/22/17	ISSUED FOR REVIEW

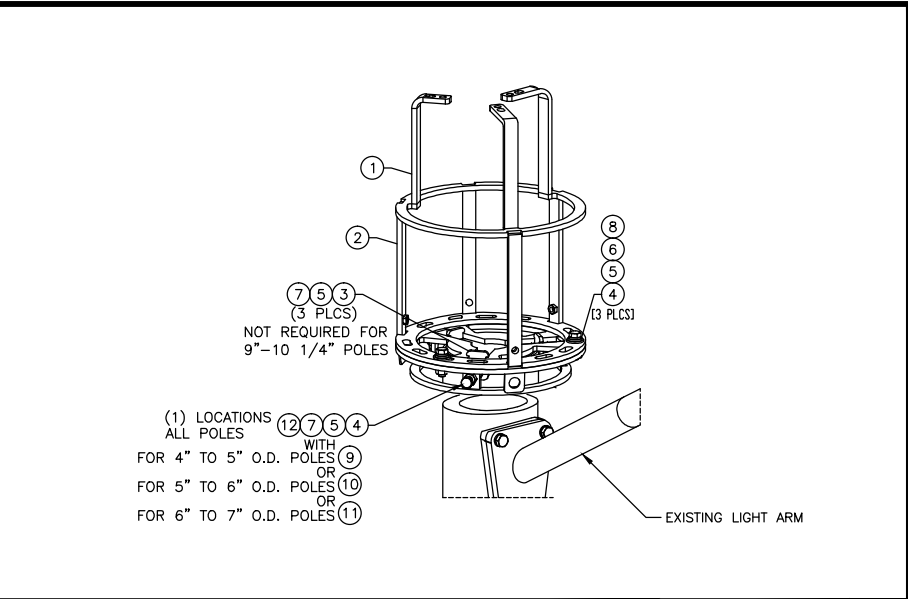
IT IS A VIOLATION OF LAW FOR ANY PERSON, UNLESS THEY ARE ACTING UNDER THE DIRECTION OF A LICENSED PROFESSIONAL ENGINEER, TO ALTER THIS DOCUMENT.

EXTENET SYSTEMS (CA) LLC
2000 CROW CANYON PL.
SUITE 210
SAN RAMON, CA 94583

07471A
ADJACENT TO (IN PROW)
9959 INTERNATIONAL BLVD
OAKLAND, CA 94603

SHEET TITLE
RISER DETAILS

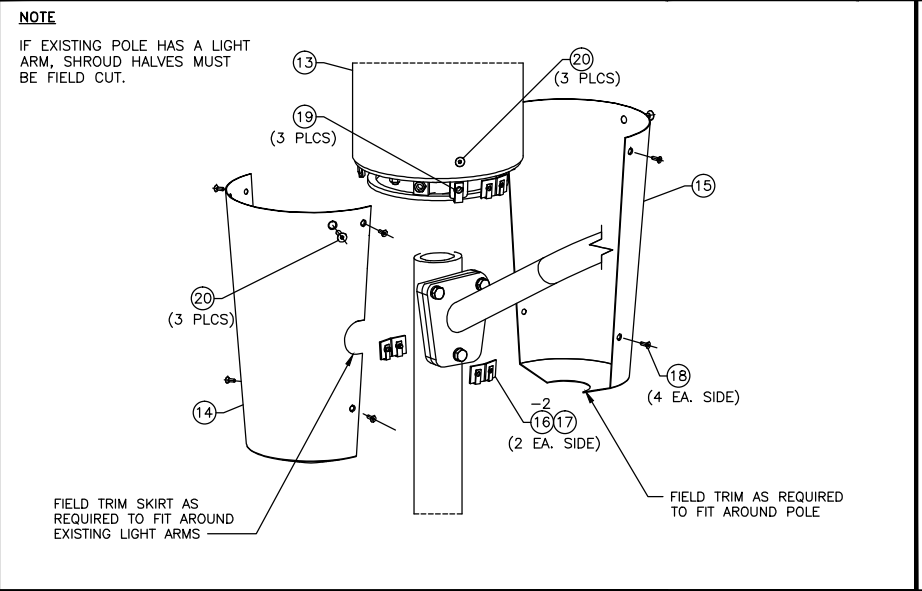
SHEET NUMBER
A-2.1



ITEM #	PART #	DESCRIPTION	QTY.	UNIT WT. (lbs)
CLAMP-ON BRACKET PARTS				
1	WA-1185	3/8" x 1'-1 7/8" O.D. A36, TOP MOUNT W/DMNT	1	18.1
2	WA-1194	3/8" x 13 7/8" O.D. A36, TOP CAP W/DMNT	1	13.9
3	PL-1655	1/4"x1/2" 5/8"x2 1/8" A36, PLATE	3	0.2
SHROUD PARTS				
4	WA-1193	14GA. x 14 1/4" TD x 4 1/4" BD x 15 9/16" A569, SKIRT	2	7.6
5	14.25R17.625	14 1/4" O.D. x 17 5/8" FIBERGLASS SHROUD HALF	2	2
6	14209-4	11GA. x 1 1/2" x 2 15/16" A36, FORMED PLATE	4	0.1
HARDWARE				
7	70399	1/4" x 3/4" SS, CNTR SUNK SCCKET HD SCREW	8	0.01
8	55500	14-20 U-STYLE SPEED NUT	8	0.02
9	91137	3/8" x 1" ROUND HEAD SLOTTED NYLON SCREW	4	0.01
10	79428	3/8" x 1 1/4" S.S. COUNTERSUNK SCCKET HD SCREW	12	0.01
11	55510	38-16 SPEED NUT	4	0.04
12	71011	1/2" x 1 1/2" S.S. BOLT	2	0.1
13	71912F	1/2" x 1 3/4" S.S. FULLY THDD BOLT	3	0.1
14	71913F	1/2" x 2" S.S. FULLY THDD BOLT	2	0.2
15	71915F	1/2" x 2 1/2" S.S. FULLY THDD BOLT	2	0.2
16	71952F	1/2" x 3" S.S. FULLY THDD BOLT	2	0.2
17	71951F	1/2" x 3 1/2" S.S. FULLY THDD BOLT	2	0.2
18	71953F	1/2" x 4" S.S. FULLY THDD BOLT	2	0.3
19	80333	1/2" x 6" S.S. THREADED ROD	1	0.3
20	44005	1/2" NYLON FLAT WASHER	3	0.01
21	40027	1/2" x 1.032" O.D. x .121" S.S. FLAT WASHER	4	0.02
22	43020	1/2" S.S. LOCK WASHER	7	0.01
23	52005	1/2" S.S. JAM NUT	5	0.04
TOTAL GALV. WT.				126

EQUIPMENT TABLE	NO SCALE	3
-----------------	----------	---

Diagram illustrating the base of a light pole. The base is a 2" DIA. SCH 80 GALVANIZED PIPE. The base is shown with a cross-section and a top view. The top view shows the base is a square with a side length of 2". The cross-section shows the base is a pipe with a diameter of 2". The base is shown with a cross-section and a top view. The top view shows the base is a square with a side length of 2". The cross-section shows the base is a pipe with a diameter of 2".



NOT USED	NO SCALE	7
----------	----------	---

THESE DRAWINGS ARE COPYRIGHTED AND ARE THE PROPERTY OF BLACK & VEATCH; PRODUCED SOLELY FOR THE USE OF OUR CLIENT. ANY REPRODUCTION OR USE OF THE INFORMATION CONTAINED WITHIN SAID DRAWINGS IS PROHIBITED WITHOUT WRITTEN CONSENT BY BLACK & VEATCH.

PROJECT NO.	DRAWN BY	CHECKED BY
192417.4674	SGS	LW

E	03/20/18	ISSUED FOR ZONING
D	12/18/17	ISSUED FOR REVIEW
C	10/30/17	ISSUED FOR REVIEW
B	08/22/17	ISSUED FOR REVIEW

REV	DATE	DESCRIPTION
-----	------	-------------

EXTENET SYSTEMS (CA) LLC
2000 CROW CANYON PL.
SUITE 210
SAN RAMON, CA 94583

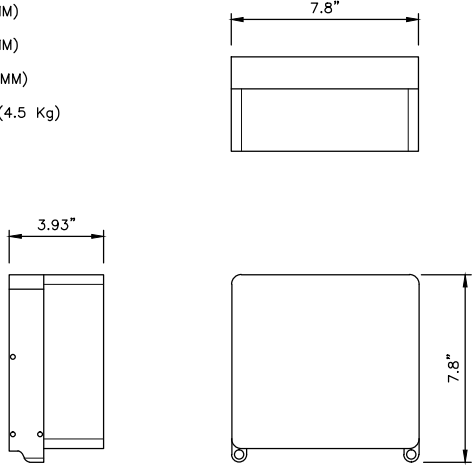
SHEET TITLE
EQUIPMENT DETAILS

SHEET NUMBER

D-1

ERICSSON RRUS-2203/5

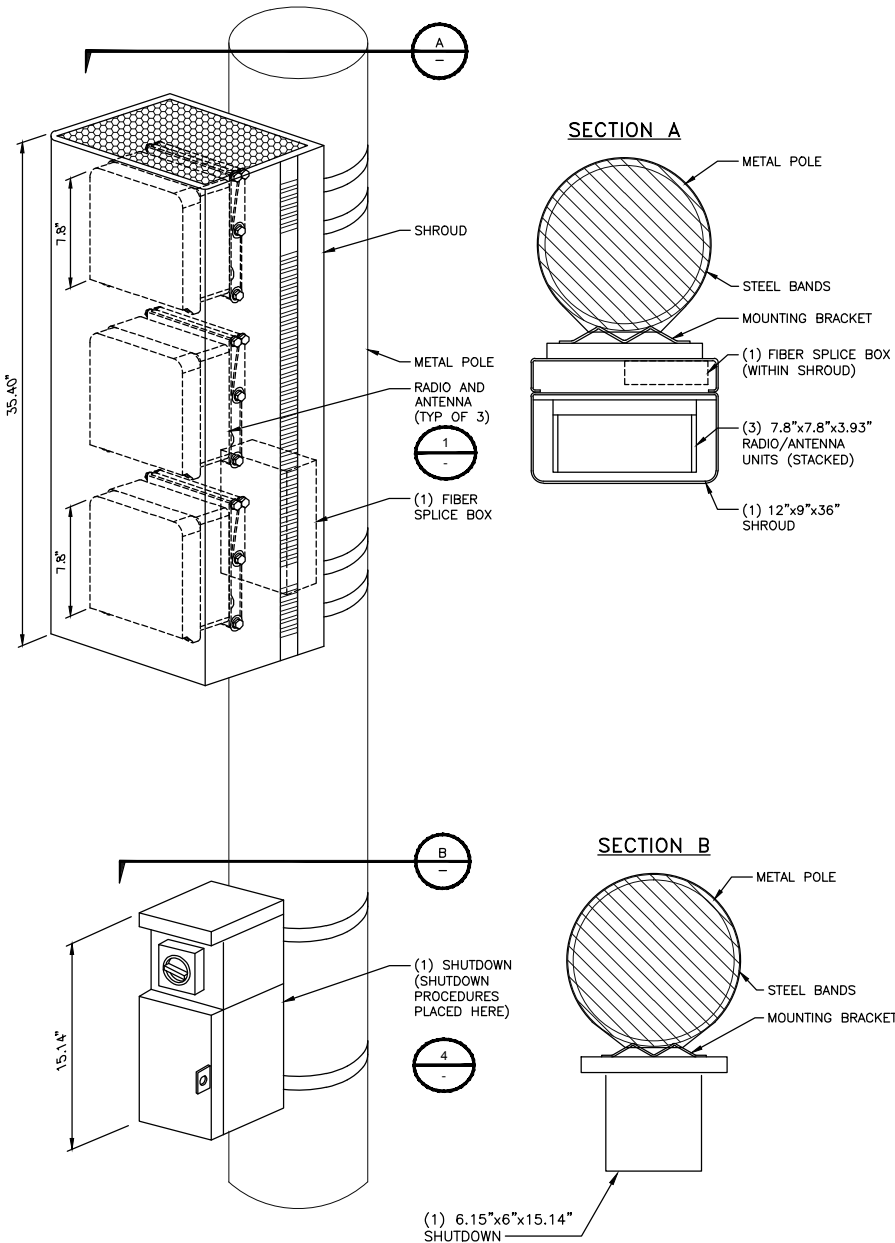
LENGTH: 7.8" (200MM)
WIDTH: 7.8" (200MM)
DEPTH: 3.93" (100MM)
TOTAL WEIGHT (WITHOUT BRACKETS): <9.9 LBS (4.5 Kg)



RADIO UNIT SPECIFICATIONS

NO SCALE

1



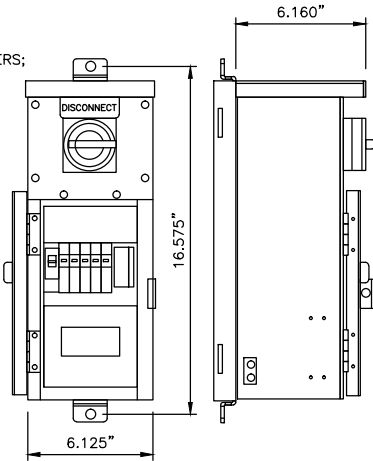
EQUIPMENT MOUNTING DETAIL

NO SCALE

3

LOAD CENTER SPECIFICATIONS

DIMENSIONS, WxDxH: 6.15"x6.00"x15.14"
OPERATING VOLTAGE: 120 VAC
MAIN BREAKER: 20-40 amps
NUMBER OF BREAKERS: MAX OF (5) BREAKERS; 0-20 amp
POWER INPUT WIRE SIZE: #14-#2 awg
POWER OUTPUT WIRE SIZE: #20-#2 awg
TOTAL WEIGHT: 12 lbs



SHUTDOWN SPECIFICATIONS

NO SCALE

4

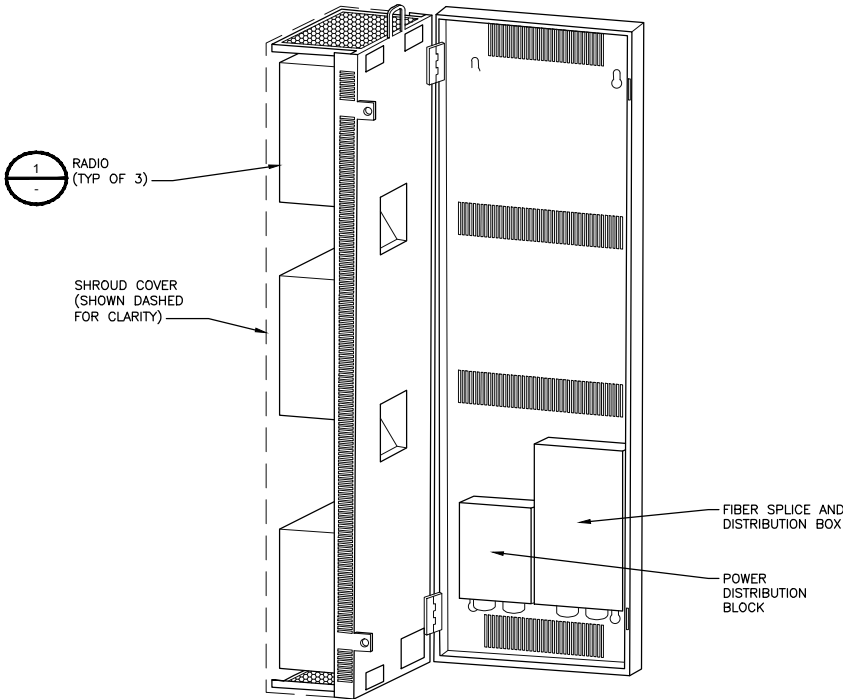
NOT USED

NO SCALE

5

ERICSSON SMALL CELL SHROUD

DEPTH: 9" (229 MM)
HEIGHT: 35.4" (899 MM)
WIDTH: 11.67" (296 MM)
WEIGHT: 90 LBS (40.5 KG)



RADIO SHROUD SPECIFICATIONS

NO SCALE

6



INTERNAL REVIEW

CONSTRUCTION SIGNATURE	DATE
RF SIGNATURE	DATE
REAL ESTATE SIGNATURE	DATE



BLACK & VEATCH

BLACK & VEATCH CORPORATION
2999 OAK ROAD
SUITE 490
WALNUT CREEK, CA 94597

THESE DRAWINGS ARE COPYRIGHTED AND ARE THE PROPERTY OF BLACK & VEATCH. PRODUCED SOLELY FOR THE USE OF OUR CLIENT. ANY REPRODUCTION OR USE OF THE INFORMATION CONTAINED WITHIN SAID DRAWINGS IS PROHIBITED WITHOUT WRITTEN CONSENT BY BLACK & VEATCH.

PROJECT NO.	DRAWN BY	CHECKED BY
192417.4674	SGS	LW

REV	DATE	DESCRIPTION
E	03/20/18	ISSUED FOR ZONING
D	12/18/17	ISSUED FOR REVIEW
C	10/30/17	ISSUED FOR REVIEW
B	08/22/17	ISSUED FOR REVIEW

IT IS A VIOLATION OF LAW FOR ANY PERSON, UNLESS THEY ARE ACTING UNDER THE DIRECTION OF A LICENSED PROFESSIONAL ENGINEER, TO ALTER THIS DOCUMENT.

EXTENET SYSTEMS (CA) LLC
2000 CROW CANYON PL.
SUITE 210
SAN RAMON, CA 94583

07471A
ADJACENT TO (IN PROW)
9959 INTERNATIONAL BLVD
OAKLAND, CA 94603

SHEET TITLE
EQUIPMENT DETAILS

SHEET NUMBER

D-2

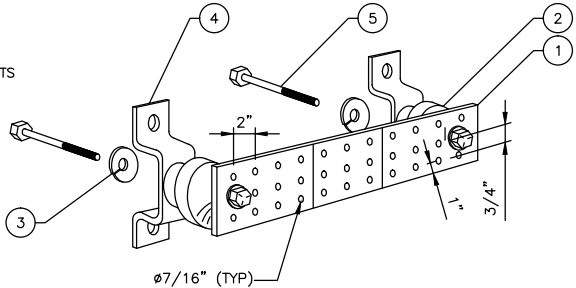
NOT USED

NO SCALE

2

LEGEND

- 1. COPPER TINNED GROUND BAR HOLE CENTERS TO MATCH NEMA DOUBLE LUG CONFIGURATION
- 2. INSULATORS
- 3. 5/8" LOCKWASHERS
- 4. WALL MOUNTING BRACKETS
- 5. 5/8"-11 X 1" H.H.C.S. BOLTS



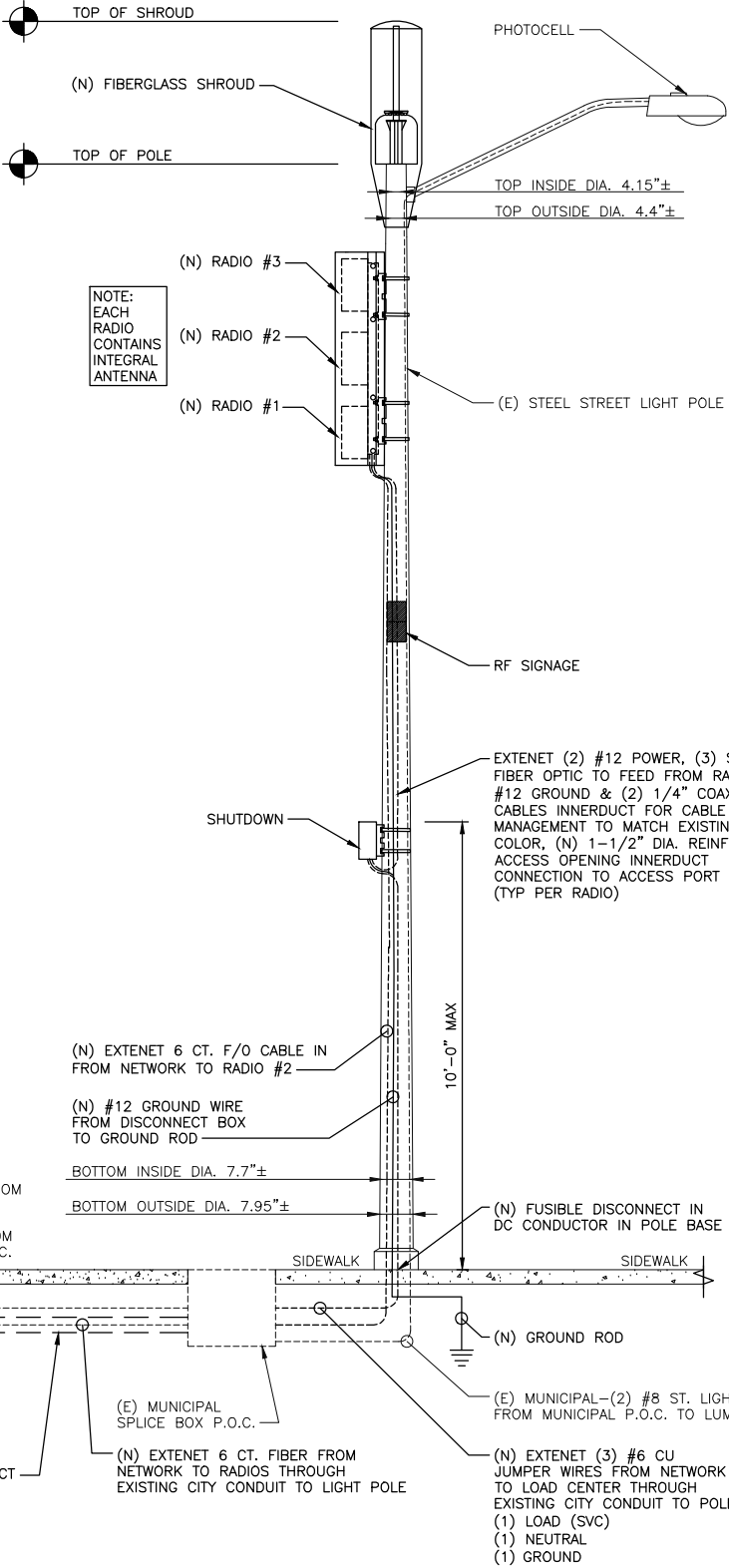
NOTES

- 1. EXTENET TO INSTALL SIGNS PER G095 RULE 94.5 APPENDIX H, EXHIBIT A: AT NODE/ANTENNA POLE.
- 2. SPECIFIC EME PLACARD WILL BE PLACED AFTER EME REPORT.



NOTES

- 1. IF THE CONDUIT FROM THE CITY PULL BOX IS INADEQUATE TO PROVIDE ADDITIONAL CAPACITY FOR EXTENET CABLING, EXTENET CONTRACTOR SHALL UPGRADE THE CONDUIT TO A SIZE THAT WILL ACCOMMODATE THE INCREASED CABLING.
- 2. IF THE POLE BASE IS INADEQUATE TO PROVIDE ADDITIONAL CAPACITY FOR EXTENET CABLING, EXTENET CONTRACTOR SHALL REPLACE THE POLE BASE TO A SIZE THAT WILL ACCOMMODATE THE INCREASED CABLING.
- 3. WHEN A SITUATION ARISES WHERE THE EXISTING SHARED STREET LIGHT CONDUIT FROM THE CITY PULL BOX TO THE STREET LIGHT IS INADEQUATE FOR THE CITY'S OPERATIONS, THE EXTENET FACILITY MUST BE REMOVED BY EXTENET.



INTERNAL REVIEW	
CONSTRUCTION SIGNATURE	DATE
RF SIGNATURE	DATE
REAL ESTATE SIGNATURE	DATE



BLACK & VEATCH

BLACK & VEATCH CORPORATION
2999 OAK ROAD
SUITE 490
WALNUT CREEK, CA 94597

THESE DRAWINGS ARE COPYRIGHTED AND ARE THE PROPERTY OF BLACK & VEATCH. PRODUCED SOLELY FOR THE USE OF OUR CLIENT. ANY REPRODUCTION OR USE OF THE INFORMATION CONTAINED WITHIN SAID DRAWINGS IS PROHIBITED WITHOUT WRITTEN CONSENT BY BLACK & VEATCH.

PROJECT NO.	DRAWN BY	CHECKED BY
192417.4674	SGS	LW

REV	DATE	DESCRIPTION
E	03/20/18	ISSUED FOR ZONING
D	12/18/17	ISSUED FOR REVIEW
C	10/30/17	ISSUED FOR REVIEW
B	08/22/17	ISSUED FOR REVIEW

IT IS A VIOLATION OF LAW FOR ANY PERSON, UNLESS THEY ARE ACTING UNDER THE DIRECTION OF A LICENSED PROFESSIONAL ENGINEER, TO ALTER THIS DOCUMENT.

EXTENET SYSTEMS (CA) LLC
2000 CROW CANYON PL.
SUITE 210
SAN RAMON, CA 94583

07471A
ADJACENT TO (IN PROW)
9959 INTERNATIONAL BLVD
OAKLAND, CA 94603

SHEET TITLE
ELECTRICAL DETAILS

SHEET NUMBER

D-3

GROUND BAR DETAIL

NO SCALE

1

RF SIGNAGE DETAILS

NO SCALE

2

TMO 360
Option 12C
Integrated Radio antennas

NO External antenna
connected to radios;
radios will be using the
integrated antenna
that is part of the radio
box itself

2100 AWS
2 x 5W
Ericsson

1900 PCS
2 x 5W
Ericsson

5 GHZ LAA
2 x 0.5W
Ericsson

ANTENNA CONFIGURATION

NO SCALE

3

TYPICAL STEEL STREETLIGHT SITE CONFIGURATION

NO SCALE

4





Existing



Proposed



Existing



Proposed

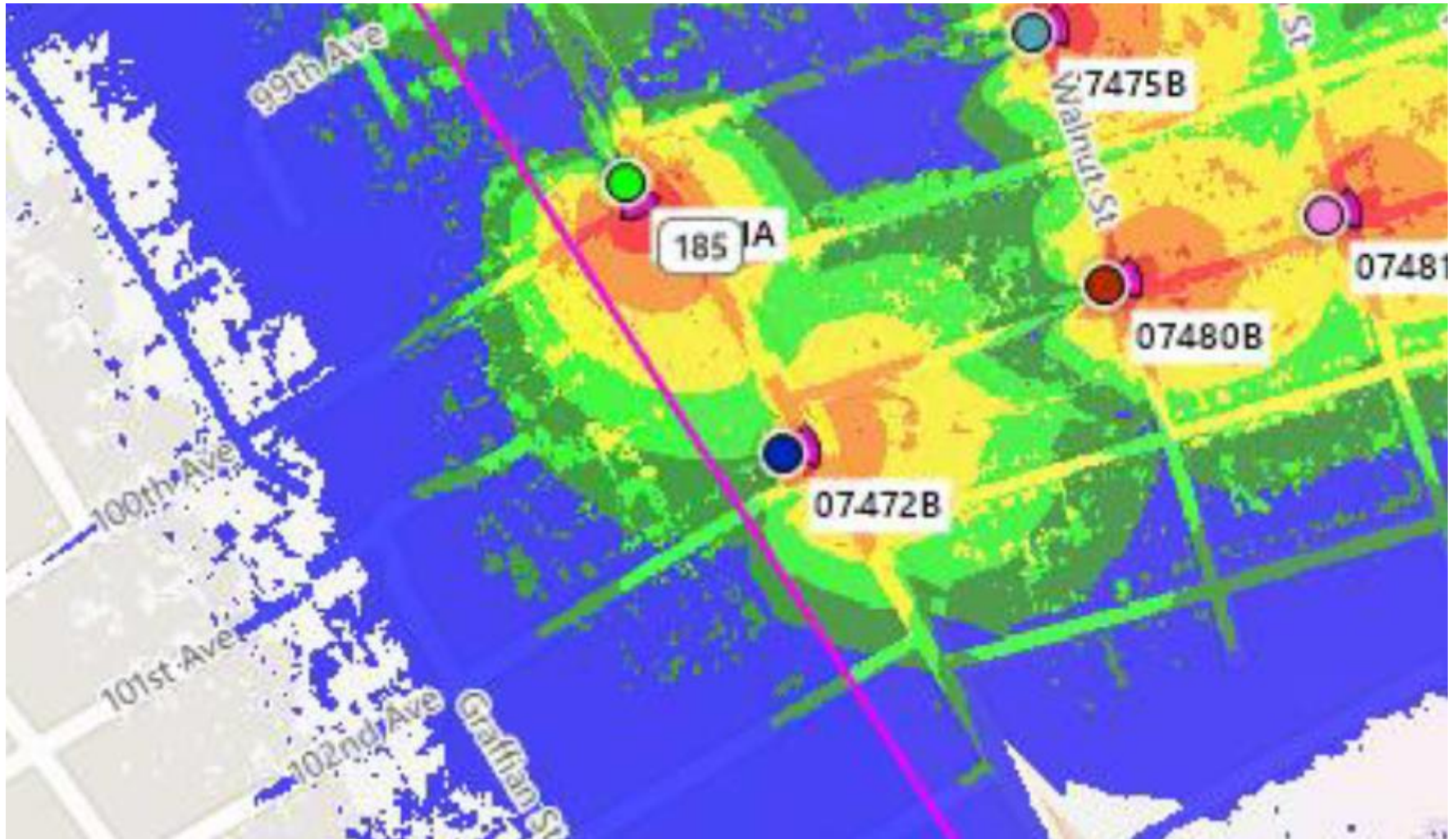
EXTENET OAKLAND NODE 07471A ALTERNATIVE SITE ANALYSIS

MAP OF ALTERNATIVE POLES EVALUATED FOR NODE 07471A



- The above maps depict ExteNet's proposed Node 07471A in relation to other poles in the area that were evaluated as possibly being viable alternative candidates.
- The following is an analysis of each of those 3 alternative locations.

PROPAGATION MAP OF NODES 07471A



This propagation map depicts the ExteNet proposed Node 07471A in relation to surrounding proposed ExteNet small cell nodes.

07471A - PROPOSED LOCATION



- The location for ExteNet's proposed Node 07471A is a metal street light pole located adjacent to PROW at 9759 International Boulevard (37.742535, -122.169338).
- ExteNet's objective is to provide T-Mobile 5G wireless coverage and capacity as well as high speed wireless internet to the Oakland area.
- ExteNet evaluated this site and nearby alternatives to verify that the selected site is the least intrusive means to close T-Mobile's significant service coverage gap.

ALTERNATIVE NODE 07471B



- Node 07471B is a metal street light pole located adjacent to PROW at 9939 International Boulevard (37.742811, -122.169540).
- This pole is not a viable alternative candidate because this pole is located too far from the primary candidate to satisfy the service coverage gap.
- This pole is not a viable alternative candidate because this pole is located too far from primary Node 07472B.

ALTERNATIVE NODE 07471C



- Node 07471C is a metal street light pole located adjacent to PROW at 10002 International Boulevard (37.742651, -122.169067).
- This pole is not a viable alternative because a nearby tree trimming would be required to facilitate a wireless facility here, possibly requiring tree removal.

ALTERNATIVE NODE 07471D



- Node 07471D is a metal street light pole located adjacent to PROW at 10111 International Boulevard (37.742252, -122.169124).
- This pole is not a viable alternative candidate because this pole is located too far from the primary candidate to satisfy the service coverage gap.
- This pole is not a viable alternative candidate because this pole is located too close to primary Node 07472B.

ALTERNATIVE SITE ANALYSIS CONCLUSION

Based on ExteNet's analysis of alternative sites, the currently proposed Node 07471A is the least intrusive location from which to fill the surrounding significant wireless coverage gaps.



Thank You!

**ExteNet Systems CA, LLC • Proposed DAS Node (Site No. 07471A)
9959 International Boulevard • Oakland, California**

Statement of Hammett & Edison, Inc., Consulting Engineers

The firm of Hammett & Edison, Inc., Consulting Engineers, has been retained on behalf of ExteNet Systems CA, LLC, a wireless telecommunications facilities provider, to evaluate the addition of Node No. 07471A to be added to the ExteNet distributed antenna system (“DAS”) in Oakland, California, for compliance with appropriate guidelines limiting human exposure to radio frequency (“RF”) electromagnetic fields.

Executive Summary

ExteNet proposes to install three directional panel antennas on a light pole sited in the public right-of-way at 9959 International Boulevard in Oakland. The proposed operation will comply with the FCC guidelines limiting public exposure to RF energy.

Prevailing Exposure Standard

The U.S. Congress requires that the Federal Communications Commission (“FCC”) evaluate its actions for possible significant impact on the environment. A summary of the FCC’s human exposure limits is shown in Figure 1. These limits apply for continuous exposures and are intended to provide a prudent margin of safety for all persons, regardless of age, gender, size, or health. The FCC limit for exposures of unlimited duration to radio frequency energy for various wireless services are as follows:

Wireless Service	Frequency Band	Occupational Limit	Public Limit
Microwave (Point-to-Point)	5–80 GHz	5.00 mW/cm ²	1.00 mW/cm ²
WiFi (and unlicensed uses)	2–6	5.00	1.00
BRS (Broadband Radio)	2,600 MHz	5.00	1.00
WCS (Wireless Communication)	2,300	5.00	1.00
AWS (Advanced Wireless)	2,100	5.00	1.00
PCS (Personal Communication)	1,950	5.00	1.00
Cellular	870	2.90	0.58
SMR (Specialized Mobile Radio)	855	2.85	0.57
700 MHz	700	2.40	0.48
[most restrictive frequency range]	30–300	1.00	0.20

General Facility Requirements

Wireless nodes typically consist of two distinct parts: the electronic transceivers (also called “radios” or “channels”) that are connected to a central “hub” (which in turn are connected to the traditional wired telephone lines), and the passive antenna(s) that send the wireless signals created by the radios out to be received by individual subscriber units. The radios are often located on the same pole as the antennas and are connected to the antennas by coaxial cables. Because of the short wavelength of the frequencies assigned by the FCC for wireless services, the antennas require line-of-sight paths for their signals to



**ExteNet Systems CA, LLC • Proposed DAS Node (Site No. 07471A)
9959 International Boulevard • Oakland, California**

propagate well and so are installed at some height above ground. The antennas are designed to concentrate their energy toward the horizon, with very little energy wasted toward the sky or the ground. This means that it is generally not possible for exposure conditions to approach the maximum permissible exposure limits without being physically very near the antennas.

Computer Modeling Method

The FCC provides direction for determining compliance in its Office of Engineering and Technology Bulletin No. 65, “Evaluating Compliance with FCC-Specified Guidelines for Human Exposure to Radio Frequency Radiation,” dated August 1997. Figure 2 describes the calculation methodologies, reflecting the facts that a directional antenna’s radiation pattern is not fully formed at locations very close by (the “near-field” effect) and that at greater distances the power level from an energy source decreases with the square of the distance from it (the “inverse square law”). The conservative nature of this method for evaluating exposure conditions has been verified by numerous field tests.

Site and Facility Description

Based upon information provided by ExteNet, including drawings by Black & Veach Corporation, dated March 20, 2018, it is proposed to install three Ericsson integrated directional panel antennas – two Model 6503 and one Model 2205 – in a stacked group within a rectangular enclosure on the side of the existing light pole sited in the public right-of-way located at 9959 International Boulevard in Oakland. The antennas would be mounted at effective heights of at least 19 feet above ground and would be oriented toward 150°T. T-Mobile proposes to operate from this facility with a maximum effective radiated power in any direction of 114.4 watts, representing simultaneous operation at 2.4 watts for 5 GHz WiFi, 61 watts for AWS, and 51 watts for PCS service. There are reported no other wireless base stations at the site or nearby.

Study Results

For a person anywhere at ground, the maximum RF exposure level due to the proposed T-Mobile operation is calculated to be 0.020 mW/cm², which is 2.0% of the applicable public exposure limit. The maximum calculated level at any nearby building is 0.092% of the public exposure limit. It should be noted that these results include several “worst-case” assumptions and therefore are expected to overstate actual power density levels from the proposed operation.



**ExteNet Systems CA, LLC • Proposed DAS Node (Site No. 07471A)
9959 International Boulevard • Oakland, California**

Recommended Mitigation Measures


Due to their mounting location and heights, the ExteNet antennas would not be accessible to unauthorized persons, and so no mitigation measures are necessary to comply with the FCC public exposure guidelines. To prevent occupational exposures in excess of the FCC guidelines, it is recommended that appropriate RF safety training, to include review of personal monitor use, be provided to all authorized personnel who have access to the antennas. No access within 3 feet directly in front of the antennas themselves, such as might occur during certain maintenance activities on the pole, should be allowed while the node is in operation, unless other measures can be demonstrated to ensure that occupational protection requirements are met. Posting explanatory signs* on the pole at or below the antennas, such that the signs would be readily visible from any angle of approach to persons who might need to work within that distance, would be sufficient to meet FCC-adopted guidelines.


Conclusion

Based on the information and analysis above, it is the undersigned's professional opinion that operation of the proposed ExteNet Systems CA, LLC DAS node at 9959 International Boulevard in Oakland, California, will comply with the prevailing standards for limiting public exposure to radio frequency energy and, therefore, will not for this reason cause a significant impact on the environment. The highest calculated level in publicly accessible areas is much less than the prevailing standards allow for exposures of unlimited duration. This finding is consistent with measurements of actual exposure conditions taken at other operating nodes. Training authorized personnel and posting explanatory signs are recommended to establish compliance with occupational exposure limits.

Authorship

The undersigned author of this statement is a qualified Professional Engineer, holding California Registration No. E-21306, which expires on September 30, 2019. This work has been carried out under his direction, and all statements are true and correct of his own knowledge except, where noted, when data has been supplied by others, which data he believes to be correct.


Neil J. Olij, P.E.
707/996-5200



May 1, 2018

* Signs should comply with OET-65 color, symbol, and content recommendations. Contact information should be provided (e.g., a telephone number) to arrange for access to restricted areas. The selection of language(s) is not an engineering matter, and guidance from the landlord, local zoning or health authority, or appropriate professionals may be required.

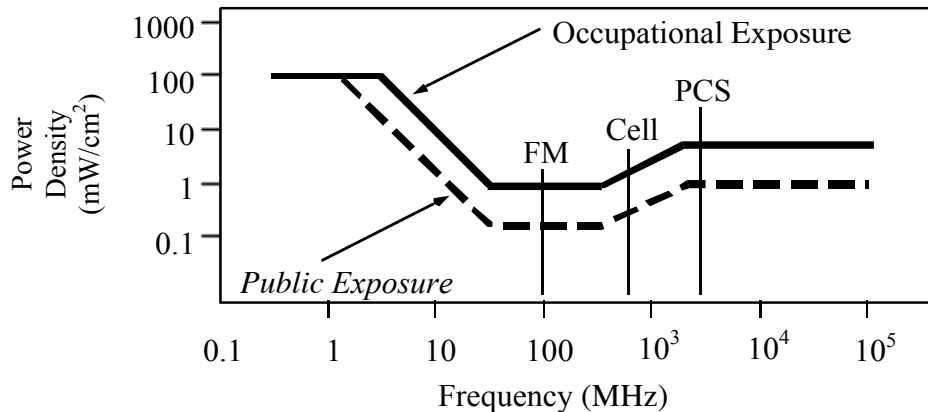


FCC Radio Frequency Protection Guide

The U.S. Congress required (1996 Telecom Act) the Federal Communications Commission (“FCC”) to adopt a nationwide human exposure standard to ensure that its licensees do not, cumulatively, have a significant impact on the environment. The FCC adopted the limits from Report No. 86, “Biological Effects and Exposure Criteria for Radiofrequency Electromagnetic Fields,” published in 1986 by the Congressionally chartered National Council on Radiation Protection and Measurements (“NCRP”). Separate limits apply for occupational and public exposure conditions, with the latter limits generally five times more restrictive. The more recent standard, developed by the Institute of Electrical and Electronics Engineers and approved as American National Standard ANSI/IEEE C95.1-2006, “Safety Levels with Respect to Human Exposure to Radio Frequency Electromagnetic Fields, 3 kHz to 300 GHz,” includes similar limits. These limits apply for continuous exposures from all sources and are intended to provide a prudent margin of safety for all persons, regardless of age, gender, size, or health.

As shown in the table and chart below, separate limits apply for occupational and public exposure conditions, with the latter limits (in *italics* and/or dashed) up to five times more restrictive:

Frequency Applicable Range (MHz)	Electromagnetic Fields (f is frequency of emission in MHz)					
	Electric Field Strength (V/m)		Magnetic Field Strength (A/m)		Equivalent Far-Field Power Density (mW/cm ²)	
0.3 – 1.34	614	<i>614</i>	1.63	<i>1.63</i>	100	<i>100</i>
1.34 – 3.0	614	<i>823.8/f</i>	1.63	<i>2.19/f</i>	100	<i>180/f²</i>
3.0 – 30	1842/f	<i>823.8/f</i>	4.89/f	<i>2.19/f</i>	900/f ²	<i>180/f²</i>
30 – 300	61.4	<i>27.5</i>	0.163	<i>0.0729</i>	1.0	<i>0.2</i>
300 – 1,500	3.54√f	<i>1.59√f</i>	√f/106	<i>√f/238</i>	f/300	<i>f/1500</i>
1,500 – 100,000	137	<i>61.4</i>	0.364	<i>0.163</i>	5.0	<i>1.0</i>



Higher levels are allowed for short periods of time, such that total exposure levels averaged over six or thirty minutes, for occupational or public settings, respectively, do not exceed the limits, and higher levels also are allowed for exposures to small areas, such that the spatially averaged levels do not exceed the limits. However, neither of these allowances is incorporated in the conservative calculation formulas in the FCC Office of Engineering and Technology Bulletin No. 65 (August 1997) for projecting field levels. Hammett & Edison has built those formulas into a proprietary program that calculates, at each location on an arbitrary rectangular grid, the total expected power density from any number of individual radio sources. The program allows for the description of buildings and uneven terrain, if required to obtain more accurate projections.



RFR.CALC™ Calculation Methodology

Assessment by Calculation of Compliance with FCC Exposure Guidelines

The U.S. Congress required (1996 Telecom Act) the Federal Communications Commission (“FCC”) to adopt a nationwide human exposure standard to ensure that its licensees do not, cumulatively, have a significant impact on the environment. The maximum permissible exposure limits adopted by the FCC (see Figure 1) apply for continuous exposures from all sources and are intended to provide a prudent margin of safety for all persons, regardless of age, gender, size, or health. Higher levels are allowed for short periods of time, such that total exposure levels averaged over six or thirty minutes, for occupational or public settings, respectively, do not exceed the limits.

Near Field.

Prediction methods have been developed for the near field zone of panel (directional) and whip (omnidirectional) antennas, typical at wireless telecommunications base stations, as well as dish (aperture) antennas, typically used for microwave links. The antenna patterns are not fully formed in the near field at these antennas, and the FCC Office of Engineering and Technology Bulletin No. 65 (August 1997) gives suitable formulas for calculating power density within such zones.

For a panel or whip antenna, power density $S = \frac{180}{\theta_{BW}} \times \frac{0.1 \times P_{net}}{\pi \times D \times h}$, in mW/cm²,

and for an aperture antenna, maximum power density $S_{max} = \frac{0.1 \times 16 \times \eta \times P_{net}}{\pi \times h^2}$, in mW/cm²,

where θ_{BW} = half-power beamwidth of the antenna, in degrees, and
 P_{net} = net power input to the antenna, in watts,
 D = distance from antenna, in meters,
 h = aperture height of the antenna, in meters, and
 η = aperture efficiency (unitless, typically 0.5-0.8).

The factor of 0.1 in the numerators converts to the desired units of power density.

Far Field.

OET-65 gives this formula for calculating power density in the far field of an individual RF source:

power density $S = \frac{2.56 \times 1.64 \times 100 \times RFF^2 \times ERP}{4 \times \pi \times D^2}$, in mW/cm²,

where ERP = total ERP (all polarizations), in kilowatts,
RFF = relative field factor at the direction to the actual point of calculation, and
D = distance from the center of radiation to the point of calculation, in meters.

The factor of 2.56 accounts for the increase in power density due to ground reflection, assuming a reflection coefficient of 1.6 (1.6 x 1.6 = 2.56). The factor of 1.64 is the gain of a half-wave dipole relative to an isotropic radiator. The factor of 100 in the numerator converts to the desired units of power density. This formula has been built into a proprietary program that calculates, at each location on an arbitrary rectangular grid, the total expected power density from any number of individual radiation sources. The program also allows for the description of uneven terrain in the vicinity, to obtain more accurate projections.



Decision 06-04-063 April 27, 2006

BEFORE THE PUBLIC UTILITIES COMMISSION OF THE STATE OF CALIFORNIA

Application of ClearLinx Network Corporation (U-6959-C) for a Modification to its Certificate of Public Convenience and Necessity in Order to Provide Competitive Local Exchange, Access and Non-Dominant Interexchange Services.

Application 05-07-025
(Filed July 27, 2005)

**OPINION GRANTING MODIFICATION
OF CERTIFICATE OF PUBLIC CONVENIENCE AND NECESSITY**

I. Summary

ClearLinx Network Corporation (U-6959-C) (Applicant) seeks a modification of its existing certificate of public convenience and necessity (CPCN) under Pub. Util. Code § 1001 to obtain authority to provide full facilities-based local exchange and interexchange telecommunications services.¹ We grant the application, subject to the requirements and conditions stated below.

We also specify a procedure to be followed if Applicant wishes to pursue full facilities-based construction activities that involve potential exemptions from environmental review under the California Environmental Quality Act (CEQA).

II. Background

Applicant, a Delaware corporation, seeks authority to provide full facilities-based local exchange and interexchange services. Applicant's principal

¹ In Decision (D.) 05-07-004, the Commission previously granted Applicant a CPCN (U-6959-C) authorizing the provision of limited facilities-based interexchange services in California.

place of business is located at 1901 S. Meyers Road, Suite 190, Oakbrook Terrace, IL 60181.

In this application, Applicant requests full facilities-based authority to provide local exchange services in the service territories of Pacific Bell Telephone Company, Verizon California Inc., SureWest Telephone,² and Citizens Telephone Company and interexchange services statewide.

Applicant plans to initially offer point to point circuits carried on fiber optic facilities. These point to point circuits will carry the Radio Frequency traffic of wireless services providers (WSPs) between Applicant's newly-deployed share distributed antenna systems and the WSPs' existing facilities. Applicant states that these fiber-fed shared distributed antenna systems will extend wireless networks, will address the increasing demand from WSPs for a solution to long-standing service coverage problems, and will provide network enhancements that add capacity to accommodate high speed data applications.

Applicant proposes to provide these services through a combination of its own facilities and services leased from existing carriers and other suppliers. The fiber optic facilities will be deployed primarily in an aerial configuration, attached to utility poles and other aerial support structures. However, for some routes, Applicant may need to construct additional facilities in or near to rights-of-way.³

² SureWest Telephone was formerly known as Roseville Telephone Company.

³ ClearLinx states in its Supplement that its plant construction will differ from other, more traditional telecommunications providers because:

- Its projects consist largely of deploying aerial facilities (fiber optic cable and pole-mounted antenna node equipment);
- Its projects will cover short distances;
- Its projects are widely separated geographically, and are not interconnected in a traditional network; and

Footnote continued on next page

The requirements for the expanded CPCN authority requested by Applicant here are the same as those previously met by Applicant for its existing CPCN (U-6959-C), except for the requirements of the CEQA as applied to any proposed full facilities-based construction by Applicant.⁴ Therefore, the only issue before us in this application is whether Applicant's proposed construction and process for requesting determinations of exemption from CEQA by Commission staff meets the requirements of CEQA and should be approved. Applicant remains subject to the requirements of D.05-07-004, which granted Applicant authority to provide limited facilities-based interexchange services.

III. Environmental (CEQA) Review

The CEQA (Public Resources Code Sections 21000 et seq.) applies to discretionary projects to be carried out or approved by public agencies. A basic purpose of CEQA is to "inform governmental decision-makers and the public about the potential significant environmental effects of the proposed activities." (Title 14 of the California Code of Regulations, hereafter CEQA Guidelines, Section 15002.)

Since the Commission must issue a discretionary decision (i.e., grant Section 1001 certificate authority) without which the proposed activity will not proceed, the Commission must act as either a Lead or Responsible Agency under CEQA. The Lead Agency is the public agency with the greatest responsibility for supervising or approving the project as a whole (CEQA Guidelines, Section 15051(b)). The Commission is the Lead Agency for this project under

-
- Its projects are driven by customer needs, so that ClearLinx does not know very far in advance where its next project will be located.

⁴ Applicant has also filed financial documentation, information regarding required deposits, and biographical information regarding the experience of its management, which demonstrates that Applicant otherwise meets the requirements for a full facilities-based CPCN.

CEQA. CEQA requires that the Commission consider the environmental consequences of a project that is subject to its discretionary approval.

Applicant seeks authority in this application to modify its existing CPCN to include full facilities-based competitive local exchange, access and non-dominant interexchange service. Applicant initially filed this application on July 27, 2005, and filed a supplement to the application on November 2, 2005 (Supplement) and a second supplement on February 17, 2006. Although Applicant did not file a Preliminary Environmental Assessment with the application, Applicant provided additional information in the Supplement to address compliance with Rule 17.1 of the Commission Rules of Practice and Procedure and the degree to which its planned outside construction implicates CEQA. In its application and Supplement, Applicant outlined its projected business activities and described the types of facilities it may utilize and construct, including their geographical location and extent. The application and Supplement provide adequate information to determine the environmental impacts (if any) of such activities and the degree to which such activities and facilities may be exempt from further CEQA review.

In its application and Supplement, Applicant states that its business activities associated with the installation of its Distributed Antenna System (DAS) facilities are so limited that they should potentially qualify for a number of categorical exemptions available under CEQA. In its Supplement, Applicant provides two attachments to support its case. Attachment A provides a description of the types of facilities involved in a DAS network, and Attachment B provides both a proposed procedure by which Applicant would provide notice of the claimed exemption, and a detailed list of existing CEQA categorical exemptions that would apply to the installation of DAS facilities by Applicant.

Applicant has proposed the following procedure for obtaining Commission approval of its claimed CEQA exemptions for proposed construction projects:

- Applicant will provide the Commission Energy Division with:
 - A detailed description of the proposed project, including:
 - Customer(s) to be served;
 - The precise location of the proposed construction project; and
 - Regional and local site maps.
 - A description of the environmental setting, to include at a minimum:
 - Cultural, historical, and paleontologic resources;
 - Biological resources; and
 - Current land use and zoning.
 - A construction workplan, to include:
 - Commission Preconstruction Survey Checklist—Archaeological Resources;
 - Commission Preconstruction Survey Checklist—Biological Resources;
 - A detailed schedule of construction activities, including site restoration activities;
 - A description of construction/installation techniques;
 - A list of other agencies contacted with respect to siting, land use planning, and environmental resource issues, including contact information; and
 - A list of permits required for the proposed project.
 - A statement of the CEQA exemption(s) applicable to the proposed project; and
 - Documentation and factual evidence sufficient to support a finding that the claimed exemption(s) is (are) applicable.
- The Commission Energy Division will review the Applicant's submission for the proposed project to confirm that the claimed exemption(s) from CEQA are applicable.

- Within 21 days from the date of Applicant's submittal, the Commission Energy Division will issue either:
 - A Notice to Proceed (NTP) and file a Notice of Exemption with the State Clearinghouse, Office of Planning and Research, or
 - A letter of denial stating the specific reasons why the claimed exemption(s) are not applicable to the proposed project.

The application makes clear that Applicant's facilities-based DAS projects will consist of: predominantly aerial fiber optic facilities; the installation of compact "nodes" on existing utility poles; a minor amount of ground disturbance (100 – 200 feet) associated with connecting equipment enclosures on private property with the aerial right-of-way; and aerial fiber runs of short distances, rarely exceeding 1,000 feet in length. All facilities will be located within public utility rights-of-way (with the exception of ingress and egress to and from the facilities). The projects and facilities will be widely separated geographically.

We have carefully reviewed the application and Supplement and find that:

- Applicant's proposed facilities-based project activities are very limited;
- These activities would in almost all circumstances be very likely to qualify for an exemption from CEQA; and
- The proposed process for reviewing the applicability of CEQA exemptions to Applicant's DAS facilities-based projects is not only adequate for the Commission's purposes as CEQA Lead Agency, but is also in the public interest because it enables Applicant to respond in a timely manner to WSPs' requests for service without the delay or burden of a full CEQA review when such review is unnecessary.

We therefore approve Applicant's proposed process for Commission review of claimed CEQA exemptions for construction projects undertaken pursuant to Applicant's full facilities-based authority, based on the specific facts

of this case with the following modifications related to the Commission Energy Division's review and approval or disapproval of the proposed exemptions.

- If the Commission Energy Division disapproves Applicant's claimed CEQA exemption(s), and issues a letter of denial to Applicant, Applicant shall either re-design the specific project and facilities and then reapply for a finding of exemption from CEQA, or file a formal application with the Commission seeking the requisite approval and full CEQA review, before commencing any construction activities.

Applicant shall not perform any full facilities-based construction activities without first obtaining an NTP from the Commission Energy Division or authorization by the Commission after the requisite environmental review.

However, the Commission is reviewing CEQA issues affecting telecommunications providers on a broader, policy level in Rulemaking (R.) 00-02-003. Applicant may utilize the above process for obtaining Commission review, and approval or disapproval of, proposed CEQA exemptions unless or until the Commission adopts different requirements applicable to Applicant in R.00-02-003 or a subsequent proceeding.

IV. Conclusion

We conclude that the application conforms to our rules for authority to provide full facilities-based local exchange and interexchange telecommunications services. Accordingly, we shall approve the application subject to the terms and conditions set forth herein.

V. Request to File Under Seal

Applicant requests that the financial information filed as Exhibits 2, 3, and 4 to this application be filed under seal. The financial information consists of Applicant's financial statements and financial documentation. We have granted similar requests in the past, and we grant Applicant's request here.

VI. Categorization and Need for Hearings

In Resolution ALJ 176-3157 dated August 25, 2005, the Commission preliminarily categorized this proceeding as ratesetting, and preliminarily determined that hearings were not necessary. No protests have been received. There is no apparent reason why the application should not be granted. Given these developments, a public hearing is not necessary, and it is not necessary to disturb the preliminary determinations.

VII. Comments on the Draft Decision

No protests were filed in this proceeding. Therefore, this is an uncontested matter in which the decision grants the relief requested. Accordingly, pursuant to Pub. Util. Code § 311(g)(2), the otherwise applicable 30-day period for public review and comment is being waived.

VIII. Assignment of Proceeding

John A. Bohn is the Assigned Commissioner and Myra J. Prestidge is the assigned Administrative Law Judge in this proceeding.

Findings of Fact

1. Notice of this application appeared in the Daily Calendar on August 26, 2005.
2. No protests were filed.
3. Hearings are not required.
4. Applicant seeks expansion of its existing CPCN to obtain authorization to provide full facilities-based local exchange and interexchange services by installing and operating DAS facilities.
5. The Commission is the Lead Agency for this project under CEQA.
6. Applicant filed a supplement to its application on November 2, 2005, which provided detailed information on the degree to which its planned outside construction implicates CEQA.
7. Applicant contends that its business activities associated with the installation of its DAS facilities are of such a limited nature that they should

potentially qualify for a number of categorical exemptions available under CEQA.

8. Applicant has proposed a procedure, in which Applicant would notify Commission Energy Division staff of the claimed CEQA exemptions and Commission Energy Division staff would review and act upon Applicant's claimed CEQA exemptions.

9. Applicant has provided a detailed list of existing CEQA categorical exemptions that would potentially apply to the installation of DAS facilities.

10. Applicant's proposed facilities-based project activities are of a limited nature and would in almost all circumstances be highly likely to qualify for an exemption from CEQA.

11. Applicant's proposed process for reviewing the applicability of the CEQA exemptions for DAS facilities-based projects, as modified in this decision, is adequate for the Commission's purposes as the CEQA Lead Agency and is in the public interest.

12. The Commission is reviewing CEQA issues related to telecommunications providers on a broader, policy basis in R.00-02-003.

13. As part of its second supplement to the application, Applicant submitted a draft of its initial tariffs that contained the deficiencies identified in Attachment A to this decision. Except for these deficiencies, Applicant's draft tariffs complied with the Commission's requirements.

14. Applicant has met the requirements for issuance of a CPCN authorizing the provision of full facilities-based local exchange and interexchange services.

Conclusions of Law

1. Except for the requirement for additional environmental (CEQA) review, the requirements for a full facilities-based CPCN are generally the same as for a limited facilities-based CPCN.

2. Applicant's description of its future construction projects and proposed process for Commission review of claimed CEQA exemptions for these projects,

as described above, meet the requirements of CEQA, based on the specific facts of this case.

3. If the Commission subsequently adopts different requirements for review of claimed CEQA exemptions for telecommunications carriers generally in R.00-02-003 or a subsequent proceeding, Applicant should be subject to those requirements, as applicable.

4. Public convenience and necessity require Applicant's full facilities-based local exchange and interexchange services to be offered to the public subject to the terms and conditions set forth herein.

5. The application should be approved.

6. Upon approval of the application, Applicant should be subject to the applicable Commission rules, decisions, General Orders, and statutes that pertain to California public utilities.

7. Applicant should remain subject to the requirement of D.05-07-004, its licensing decision.

8. Applicant's request to file its financial information under seal should be granted, to the extent set forth below.

9. Because of the public interest in competitive local exchange services, the following order should be effective immediately.

O R D E R

IT IS ORDERED that:

1. A certificate of public convenience and necessity (CPCN) is granted to ClearLinx Network Corporation (Applicant) to operate as a full facilities-based provider of local exchange services in the service territories of Pacific Bell Telephone Company, Verizon California Inc., SureWest Telephone, and Citizens Telephone Company and interexchange services statewide, subject to the terms and conditions set forth below. This authorization expands Applicant's existing authority to provide limited facilities-based interexchange services in this state.

2. Applicant is authorized to construct the facilities addressed in this decision only upon receiving prior Commission approval.

3. The staff of the Commission Energy Division is authorized to review, process, and act upon Applicant's requests for a determination that its full facilities-based construction activities are exempt from the requirements of the California Environmental Quality Act (CEQA).

4. If Applicant wishes to engage in full facilities-based construction activities and believes that these activities are exempt from CEQA, Applicant shall first apply to the Commission Energy Division staff for a determination of exemption from CEQA using the following procedure:

- Applicant will provide the Commission Energy Division with:
 - A detailed description of the proposed project, including:
 - Customer(s) to be served;
 - The precise location of the proposed construction project; and
 - Regional and local site maps.
 - A description of the environmental setting, including at a minimum:
 - Cultural, historical, and paleontologic resources;
 - Biological resources; and
 - Current land use and zoning.
 - A construction workplan, including:
 - Commission Preconstruction Survey Checklist—Archaeological Resources;
 - Commission Preconstruction Survey Checklist—Biological Resources;
 - A detailed schedule of construction activities, including site restoration activities;
 - A description of construction/installation techniques;

- A list of other agencies contacted with respect to siting, land use planning, and environmental resource issues, including contact information; and
- A list of permits required for the proposed project.
- A statement of the CEQA exemption(s) claimed to apply to the proposed project; and
- Documentation supporting the finding of exemption from CEQA.
- The Commission Energy Division will then review the submittal and notify Applicant of either its approval or its denial of Applicant's claim for exemption from CEQA review within 21 days from the time that Applicant's submittal is complete.
- If the Commission Energy Division approves Applicant's claimed CEQA exemption(s), the staff will prepare a Notice to Proceed and file a Notice of Exemption with the State Clearinghouse, Office of Planning and Research.
- If the Commission Energy Division disapproves Applicant's claimed CEQA exemptions, the staff will issue to Applicant a letter which states the specific reasons that the claimed CEQA exemptions do not apply to the proposed project.
- If the Commission Energy Division disapproves Applicant's claimed CEQA exemption(s), Applicant shall either re-design the specific project and facilities and then reapply for a finding of exemption from CEQA, or file a formal application with the Commission seeking the requisite approval and full CEQA review, before commencing any full facilities-based construction activities.

5. Applicant shall not engage in any construction activity relating to a pending CEQA exemption request before receiving an NTP from Commission Energy Division staff.

6. If the Commission adopts different requirements for obtaining Commission review of proposed CEQA exemptions applicable to Applicant in Rulemaking 00-02-003 or a subsequent proceeding, Applicant shall be subject to those requirements.

7. Applicant remains subject to the requirements of Decision 05-07-004, which granted Applicant a CPCN authorizing the provision of interexchange services.

8. Applicant is authorized to file tariff schedules for the provision of competitive local exchange services. Applicant may not offer competitive local exchange services until tariffs are on file. Applicant's initial filing shall be made in accordance with General Order (GO) 96-A, excluding Sections IV, V, and VI, and shall correct the deficiency noted in Attachment A. The tariffs shall be effective not less than one day after approval by the Commission's Telecommunications Division. Applicant shall comply with its tariffs.

9. The certificate granted and the authority to render service under the rates, charges, and rules authorized herein will expire if not exercised within 12 months after the effective date of this order.

10. The corporate identification number assigned to Applicant, U-6959-C, shall be included in the caption of all original filings with this Commission, and in the titles of other pleadings filed in existing cases.

11. Applicant shall comply with all applicable rules adopted in the Local Exchange Competition proceeding (Rulemaking 95-04-043/ Investigation 95-04-044), as well as all other applicable Commission rules, decisions, GOs, and statutes that pertain to California public utilities, subject to the exemptions granted in this decision.

12. Applicant shall comply with the requirements applicable to competitive local exchange carriers included in Attachments B, C, and D to this decision.

13. Applicant's financial statements and information filed as Exhibits 2, 3, and 4 to the application shall be filed under seal and shall remain under seal for a period of two years after the date of this order. During this two-year period, the information filed as Exhibits 2, 3, and 4 to the application shall remain under seal and shall not be viewed by any person other than the Assigned Commissioner, the assigned Administrative Law Judge (ALJ), the Assistant Chief ALJ, or the Chief ALJ, except as agreed to in writing by Applicant or as ordered by a court of competent jurisdiction. If Applicant believes that it is necessary for this

information to remain under seal for longer than two years, Applicant shall file a new motion at least 30 days before the expiration of this limited protective order.

14. Application 05-07-025 is closed.

This order is effective today.

Dated April 27, 2006, at San Francisco, California.

MICHAEL R. PEEVEY
President
GEOFFREY F. BROWN
DIAN M. GRUENEICH
JOHN A. BOHN
RACHELLE B. CHONG
Commissioners

ATTACHMENT A

List of deficiencies filed by ClearLinx Network Corporation in A.05-07-025 and to be corrected in its Tariff Compliance filing:

1. Sheet 6: Include the actual service area map in the tariff.
2. Sheet 26: Include the following in the CLC tariff: "Pursuant to Resolution T-16901, all telecommunications carriers are required to apply CPUC mandated Public Program surcharge rates (excluding (a) Universal Lifeline Telephone Service (ULTS) billings; (b) charges to other certificated carriers for services that are to be resold; (c) coin sent paid telephone calls (coin in box) and debit card calls; (d) customer-specific contracts effective before 9/15/94; (e) usage charges for coin-operated pay telephones; (f) directory advertising; and (g) one-way radio paging) and the CPUC Reimbursement Fee rate (excluding (a) directory advertising and sales; (b) terminal equipment sales; (c) inter-utility sales) to intrastate services. For a list of the Public Program surcharges and Reimbursement Fee, and the amounts, please refer to the Pacific Bell (d.b.a. SBC California) tariffs."

(END OF ATTACHMENT A)

ATTACHMENT B

REQUIREMENTS APPLICABLE TO COMPETITIVE LOCAL EXCHANGE CARRIERS

1. Applicant shall file, in this docket, a written acceptance of the certificate granted in this proceeding within 30 days of the effective date of this order.

2. Applicant is subject to the following fee and surcharges that must be regularly remitted per the instructions in Appendix E to Decision (D.) 00-10-028. The Combined California PUC Telephone Surcharge Transmittal Form must be submitted even if the amount due is zero.

- a. The current 1.29% surcharge applicable to all intrastate services except for those excluded by D.94-09-065, as modified by D.95-02-050, to fund the Universal Lifeline Telephone Service Trust Administrative Committee Fund (Pub. Util. Code § 879; Resolution T-16966, dated December 1, 2005, effective January 1, 2006);
- b. The current 0.27% surcharge applicable to all intrastate services except for those excluded by D.94-09-065, as modified by D.95-02-050, to fund the California Relay Service and Communications Devices Fund (Pub. Util. Code § 2881; D.98-12-073 and Resolution T-16965, dated December 1, 2005, effective January 1, 2006);
- c. The user fee provided in Pub. Util. Code §§ 431-435, which is 0.11% of gross intrastate revenue (Resolution M-4816, dated March 15, 2006, effective April 1, 2006);
- d. The current 0.21% surcharge applicable to all intrastate services except for those excluded by D.94-09-065, as modified by D.95-02-050, to fund the California High Cost Fund-A (Pub. Util. Code § 739.3; D.96-10-066, pp. 3-4, App. B, Rule 1.C; Resolution T-16963, dated December 1, 2005, effective January 1, 2006);

- e. The current 2.00% surcharge applicable to all intrastate services except for those excluded by D.94-09-065, as modified by D.95-02-050, to fund the California High Cost Fund-B (D.96-10-066, p. 191, App. B, Rule 6.F.; Resolution T-16964, dated December 1, 2005, effective January 1, 2006); and
- f. The current 0.13% surcharge applicable to all intrastate services except for those excluded by D.94-09-065, as modified by D.95-02-050, to fund the California Teleconnect Fund (D.96-10-066, p. 88, App. B, Rule 8.G; Resolution T-16888, dated December 1, 2005, effective January 1, 2006).

Note: These fees change periodically. In compliance with Resolution T-16901, December 2, 2004, Applicant should check the joint tariff for surcharges and fees filed by Pacific Bell (dba SBC California) and apply the current surcharge and fee amounts in that joint tariff on end-user bills until further revised.

3. Applicant is a competitive local exchange carrier (CLC). The effectiveness of its future tariffs is subject to the schedules set forth in Appendix C, Section 4.E of D.95-12-056:

“E. CLCs shall be subject to the following tariff and contract filing, revision and service pricing standards:

- “(1) Uniform rate reductions for existing tariff services shall become effective on five (5) working days’ notice to the Commission. Customer notification is not required for rate decreases.
- “(2) Uniform major rate increases for existing tariff services shall become effective on thirty (30) days’ notice to the Commission, and shall require bill inserts, or a message on the bill itself, or first class mail notice to customers at least 30 days in advance of the pending rate increase.
- “(3) Uniform minor rate increases, as defined in D.90-11-029, shall become effective on not less than five (5) working days’ notice to the Commission. Customer notification is not required for such minor rate increases.

- “(4) Advice letter filings for new services and for all other types of tariff revisions, except changes in text not affecting rates or relocations of text in the tariff schedules, shall become effective on forty (40) days’ notice to the Commission.
- “(5) Advice letter filings revising the text or location of text material which do not result in an increase in any rate or charge shall become effective on not less than five (5) days’ notice to the Commission.
- “(6) Contracts shall be subject to GO 96-A rules for NDIECs, except interconnection contracts.
- “(7) CLCs shall file tariffs in accordance with PU Code Section 876.”

4. Applicant may deviate from the following provisions of GO 96-A: (a) paragraph II.C.(1)(b), which requires consecutive sheet numbering and prohibits the reuse of sheet numbers; and (b) paragraph II.C.(4), which requires that “a separate sheet or series of sheets should be used for each rule.” Tariff filings incorporating these deviations shall be subject to the approval of the Commission’s Telecommunications Division. Tariff filings shall reflect all fees and surcharges to which Applicant is subject, as reflected in 2 above.

5. Applicant shall file a service area map as part of its initial tariff.

6. Prior to initiating service, Applicant shall provide the Commission’s Consumer Affairs Branch with the name and address of its designated contact person(s) for purposes of resolving consumer complaints. This information shall be updated if the name or telephone number changes, or at least annually.

7. Applicant shall notify the Director of the Telecommunications Division in writing of the date that local exchange service is first rendered to the public, no later than five days after service first begins.

8. Applicant shall notify the Director of the Telecommunications Division in writing of the date interLATA service is first rendered to the public within

five days after service begins, and again within five days after intraLATA service begins.¹

9. Applicant shall keep its books and records in accordance with the Generally Accepted Accounting Principles.

10. In the event Applicant's books and records are required for inspection by the Commission or its staff, it shall either produce such records at the Commission's offices or reimburse the Commission for the reasonable costs incurred in having Commission staff travel to its office.

11. Applicant shall file an annual report with the Director of the Telecommunications Division, in compliance with GO 104-A, on a calendar-year basis with the information contained in Attachment C to this decision.

12. Applicant shall file an affiliate transaction report with the Director of the Telecommunications Division, in compliance with D.93-02-019, on a calendar-year basis using the form contained in Attachment D.

13. Applicant shall ensure that its employees comply with the provisions of Pub. Util. Code § 2889.5 regarding solicitation of customers.

14. Within 60 days of the effective date of this order, Applicant shall comply with Pub. Util. Code § 708, Employee Identification Cards, and notify the Director of the Telecommunications Division in writing of its compliance.

15. If Applicant is 90 days or more late in filing an annual report, or in remitting the surcharges and fee listed in 2 above, the Telecommunications Division shall prepare for Commission consideration a resolution that revokes Applicant's CPCN unless it has received written permission from the Telecommunications Division to file or remit late.

¹ California is divided into ten Local Access and Transport Areas (LATAs), each containing numerous local telephone exchanges. InterLATA describes services, revenues and functions relating to telecommunications originating within one LATA and terminating in another LATA. IntraLATA describes services, revenues and functions relating to telecommunications originating within a single LATA.

16. Applicant is exempt from General Order 96-A, subsections III.G (1) and (2), and Rule 18(b) of the Commission's Rules of Practice and Procedure.

17. Applicant is exempt from Pub. Util. Code §§ 816-830.

18. Applicant is exempt from the requirements of Pub. Util. Code § 851 for the transfer or encumbrance of property whenever such transfer or encumbrance serves to secure debt.

19. If Applicant decides to discontinue service or file for bankruptcy, it shall immediately notify the Telecommunications Division's Bankruptcy Coordinator.

20. Applicant shall send a copy of this decision to concerned local permitting agencies not later than 30 days from the date of this order.

(END OF ATTACHMENT B)

ATTACHMENT C
ANNUAL REPORT

An original and a machine readable, copy using Microsoft Word or compatible format shall be filed with the California Public Utilities Commission, 505 Van Ness Avenue, Room 3107, San Francisco, CA 94102-3298, no later than March 31st of the year following the calendar year for which the annual report is submitted.

Failure to file this information on time may result in a penalty as provided for in Sections 2107 and 2108 of the Public Utilities Code.

Required information:

1. Exact legal name and U # of the reporting utility.
2. Address.
3. Name, title, address, and telephone number of the person to be contacted concerning the reported information.
4. Name and title of the officer having custody of the general books of account and the address of the office where such books are kept.
5. Type of organization (e.g., corporation, partnership, sole proprietorship, etc.).
If incorporated, specify:
 - a. Date of filing articles of incorporation with the Secretary of State.
 - b. State in which incorporated.
6. Number and date of the Commission decision granting the Certificate of Public Convenience and Necessity.
7. Date operations were begun.
8. Description of other business activities in which the utility is engaged.
9. List of all affiliated companies and their relationship to the utility. State if affiliate is a:
 - a. Regulated public utility.
 - b. Publicly held corporation.
10. Balance sheet as of December 31st of the year for which information is submitted.
11. Income statement for California operations for the calendar year for which information is submitted.

For answers to any questions concerning this report, call (415) 703-2883.

(END OF ATTACHMENT C)

ATTACHMENT D
CALENDAR YEAR AFFILIATE TRANSACTION REPORT

1. Each utility shall list and provide the following information for each affiliated entity and regulated subsidiary that the utility had during the period covered by the annual Affiliate Transaction report.

- Form of organization (e.g., corporation, partnership, joint venture, strategic alliance, etc.);
- Brief description of business activities engaged in;
- Relationship to the utility (e.g., controlling corporation, subsidiary, regulated subsidiary, affiliate);
- Ownership of the utility (including type and percent ownership);
- Voting rights held by the utility and percent; and
- Corporate officers.

2. The utility shall prepare and submit a corporate organization chart showing any and all corporate relationships between the utility and its affiliated entities and regulated subsidiaries in #1 above. The chart should have the controlling corporation (if any) at the top of the chart; the utility and any subsidiaries and/or affiliates of the controlling corporation in the middle levels of the chart and all secondary subsidiaries and affiliates (e.g., a subsidiary that in turn is owned by another subsidiary and/or affiliate) in the lower levels. Any regulated subsidiary should be clearly noted.

3. For a utility that has individuals who are classified as “controlling corporations” of the competitive utility, the utility must only report under the requirements of #1 and #2 above any affiliated entity that either (a) is a public utility or (b) transacts any business with the utility filing the annual report excluding the provision of tariff services.

4. Each annual report must be signed by a corporate officer of the utility stating under penalty of perjury under the laws of the State of California

(CCP 2015.5) that the annual report is complete and accurate with no material omissions.

5. Any required material that a utility is unable to provide must be reasonably described and the reasons the data cannot be obtained, as well as the efforts expended to obtain the information, must be set forth in the utility's annual Affiliate Transaction Report and verified in accordance with Sections I-F of Decision 93-02-019.

6. Utilities that do not have affiliated entities must file, in lieu of the annual transaction report, an annual statement to the commission stating that the utility had no affiliated entities during the report period. This statement must be signed by a corporate officer of the utility, stating under penalty of perjury under the laws of the State of California (CCP 2015.5) that the annual report is complete and accurate with no material omissions.

(END OF ATTACHMENT D)



ATTACHMENT H



May 31, 2018

City Planner
Planning Department
City of Oakland
250 Frank H. Ogawa Plaza, 2nd Floor
Oakland, CA 94612

Re: Public Outreach Summary

Applicant: ExteNet Systems (California) LLC
Nearest Site Address: Public Right of Way near 9959 International Blvd
Site ID: NW-CA-OASF07M1-TMO Node 07471A
Latitude/Longitude: 37.742535, -122.169338
Planning Application: PLN18228

Dear City Planner,

This week we notified the following groups by sending them the attached project flier:

- Oakland Community Organizations
- Pueblo

Feel free to contact me if you have any questions. Thank you.

Best Regards,

Ana Gomez/BV for ExteNet

Ana Gomez
ExteNet Permitting Contractor



ExteNet is improving wireless service in Oakland!

January 4, 2018

ExteNet Systems is a neutral host telecommunications infrastructure provider that is working to improve wireless service in Oakland.

We will soon be proposing to install fiberoptic cables and state-of-the-art small cell wireless facilities at existing telephone pole and light pole locations in the Oakland public right-of-way.

Telecommunications carriers transmit their signal through ExteNet's facilities to improve wireless voice, data, and public safety connectivity.

Although experiences with wireless services vary based on specific location and usage times, the wireless service proposed by this infrastructure will help meet existing, fluctuating and future demands.

Please see attached examples of actual ExteNet facilities like the ones we will be proposing in Oakland.

Want to learn more?

Please visit <http://www.extenetsystems.com/> or email clindsay@extenetsystems.com.

